



MARCH 24 - 27, 2022
OKLAHOMA GE STATEWIDE POLL

POLITICAL CONSULTING | GOVERNMENT RELATIONS CONSULTING | STRATEGIC COMMUNICATIONS |
MEDIA AND ADVERTISING SERVICES | MARKET RESEARCH

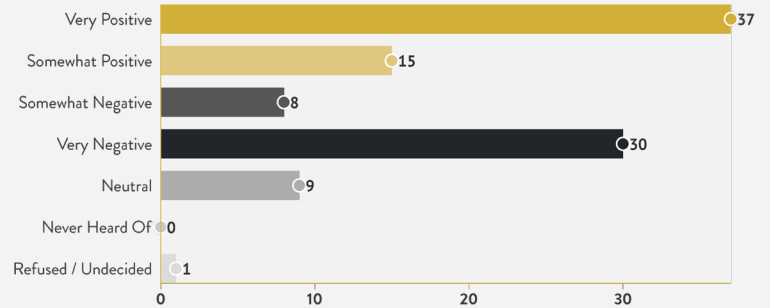
(405) 330-4499 | 200 NORTHWEST 66TH STREET #972 OKLAHOMA CITY, OK 73116 | AMBERINTEGRATED.COM

TOPLINES

This survey was conducted from March 24 - 27, 2022 and included a pool of 500 likely general election voters in Oklahoma. These survey results were weighted based on age, gender, party affiliation, and level of education. This survey has a margin of error of 4.38% at a 95% confidence interval. The poll surveyed both cell phones and landlines and used a combination of live callers and an online panel of likely voters.

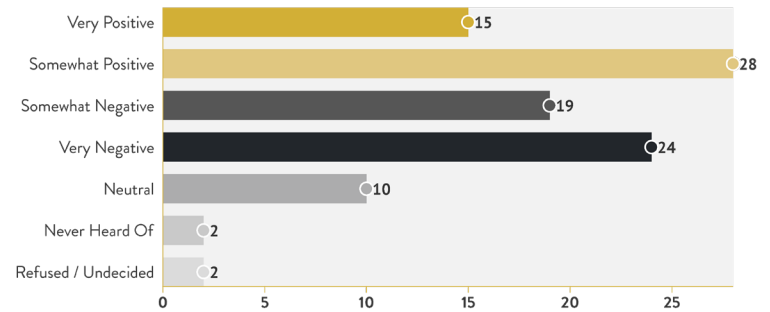
IN GENERAL, WOULD YOU SAY THAT YOU HAVE A POSITIVE OR NEGATIVE VIEW OF DONALD TRUMP?
WOULD THAT BE VERY OR SOMEWHAT POSITIVE/NEGATIVE?

VERY POSITIVE	37%
SOMEWHAT POSITIVE	15%
SOMEWHAT NEGATIVE	8%
VERY NEGATIVE	30%
NEUTRAL	9%
NEVER HEARD OF	0%
REFUSED / UNDECIDED	1%



IN GENERAL, WOULD YOU SAY THAT YOU HAVE A POSITIVE OR NEGATIVE VIEW OF KEVIN STITT?
WOULD THAT BE VERY OR SOMEWHAT POSITIVE/NEGATIVE?

VERY POSITIVE	15%
SOMEWHAT POSITIVE	28%
SOMEWHAT NEGATIVE	19%
VERY NEGATIVE	24%
NEUTRAL	10%
NEVER HEARD OF	2%
REFUSED / UNDECIDED	2%



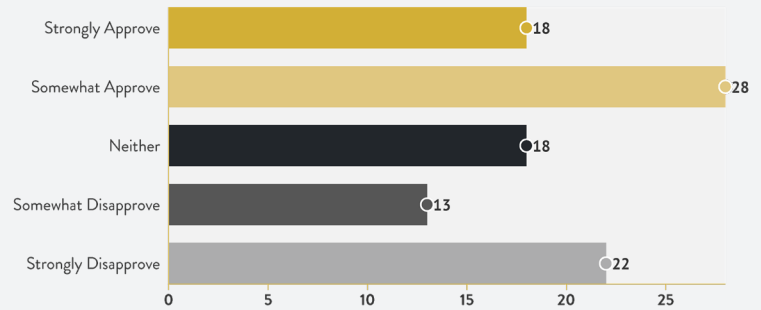
*Not all numbers may perfectly total 100% due to rounding and weighting.

TOPLINES

This survey was conducted from March 24 - 27, 2022 and included a pool of 500 likely general election voters in Oklahoma. These survey results were weighted based on age, gender, party affiliation, and level of education. This survey has a margin of error of 4.38% at a 95% confidence interval. The poll surveyed both cell phones and landlines and used a combination of live callers and an online panel of likely voters.

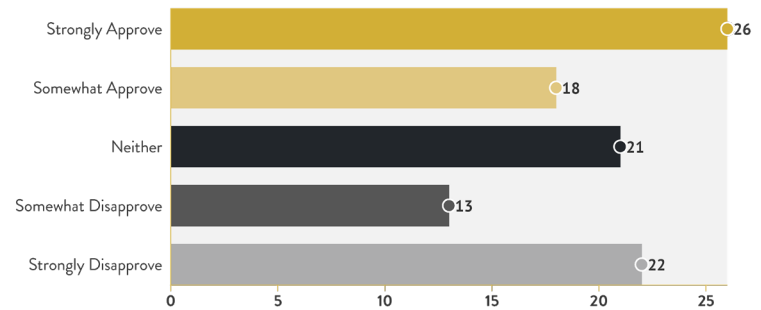
OVERALL, DO YOU APPROVE OR DISAPPROVE OF THE WAY JIM INHOFE IS HANDLING HIS JOB AS U.S. SENATOR? WOULD THAT BE STRONGLY OR SOMEWHAT APPROVE/DISAPPROVE?

STRONGLY APPROVE	18%
SOMEWHAT APPROVE	28%
NEITHER	18%
SOMEWHAT DISAPPROVE	13%
STRONGLY DISAPPROVE	22%



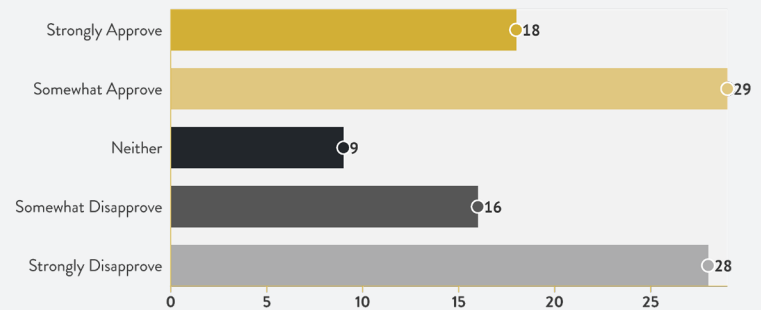
OVERALL, DO YOU APPROVE OR DISAPPROVE OF THE WAY JAMES LANKFORD IS HANDLING HIS JOB AS U.S. SENATOR? WOULD THAT BE STRONGLY OR SOMEWHAT APPROVE/DISAPPROVE?

STRONGLY APPROVE	26%
SOMEWHAT APPROVE	18%
NEITHER	21%
SOMEWHAT DISAPPROVE	13%
STRONGLY DISAPPROVE	22%



OVERALL, DO YOU APPROVE OR DISAPPROVE OF THE WAY KEVIN STITT IS HANDLING HIS JOB AS GOVERNOR OF OKLAHOMA? WOULD THAT BE STRONGLY OR SOMEWHAT APPROVE/DISAPPROVE?

STRONGLY APPROVE	18%
SOMEWHAT APPROVE	29%
NEITHER	9%
SOMEWHAT DISAPPROVE	16%
STRONGLY DISAPPROVE	28%



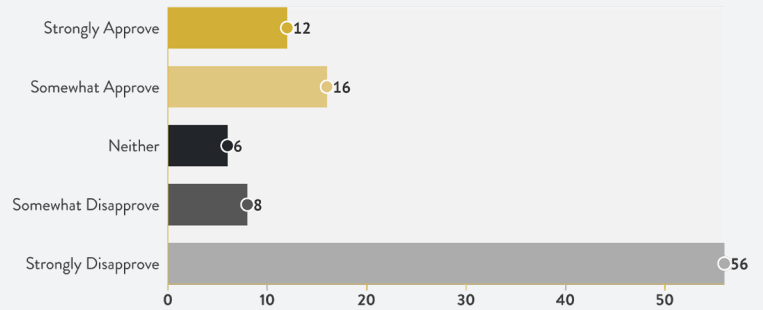
*Not all numbers may perfectly total 100% due to rounding and weighting.

TOPLINES

This survey was conducted from March 24 - 27, 2022 and included a pool of 500 likely general election voters in Oklahoma. These survey results were weighted based on age, gender, party affiliation, and level of education. This survey has a margin of error of 4.38% at a 95% confidence interval. The poll surveyed both cell phones and landlines and used a combination of live callers and an online panel of likely voters.

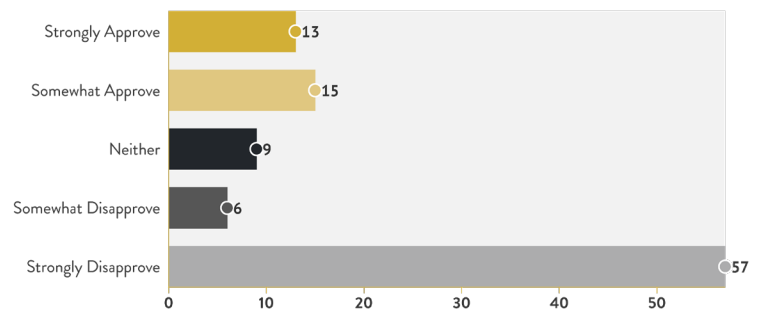
DO YOU APPROVE OR DISAPPROVE OF THE WAY JOE BIDEN IS HANDLING HIS JOB AS PRESIDENT? WOULD THAT BE STRONGLY OR SOMEWHAT APPROVE/DISAPPROVE?

STRONGLY APPROVE	12%
SOMEWHAT APPROVE	16%
NEITHER	6%
SOMEWHAT DISAPPROVE	8%
STRONGLY DISAPPROVE	56%



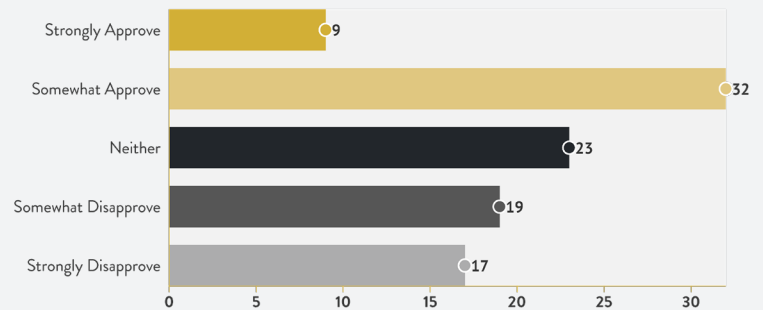
DO YOU APPROVE OR DISAPPROVE OF THE WAY HARRIS IS HANDLING HER JOB AS VICE PRESIDENT? WOULD THAT BE STRONGLY OR SOMEWHAT APPROVE/DISAPPROVE?

STRONGLY APPROVE	13%
SOMEWHAT APPROVE	15%
NEITHER	9%
SOMEWHAT DISAPPROVE	6%
STRONGLY DISAPPROVE	57%



DO YOU APPROVE OR DISAPPROVE OF THE JOB THE OKLAHOMA STATE LEGISLATURE, IN GENERAL, IS DOING? WOULD THAT BE STRONGLY OR SOMEWHAT APPROVE/DISAPPROVE?

STRONGLY APPROVE	9%
SOMEWHAT APPROVE	32%
NEITHER	23%
SOMEWHAT DISAPPROVE	19%
STRONGLY DISAPPROVE	17%



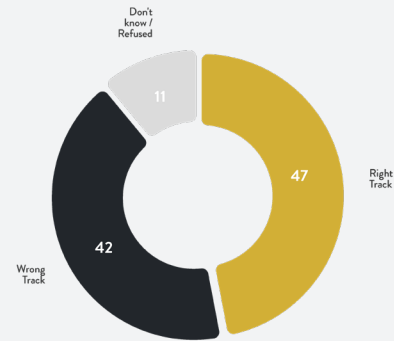
*Not all numbers may perfectly total 100% due to rounding and weighting.

TOPLINES

This survey was conducted from March 24 - 27, 2022 and included a pool of 500 likely general election voters in Oklahoma. These survey results were weighted based on age, gender, party affiliation, and level of education. This survey has a margin of error of 4.38% at a 95% confidence interval. The poll surveyed both cell phones and landlines and used a combination of live callers and an online panel of likely voters.

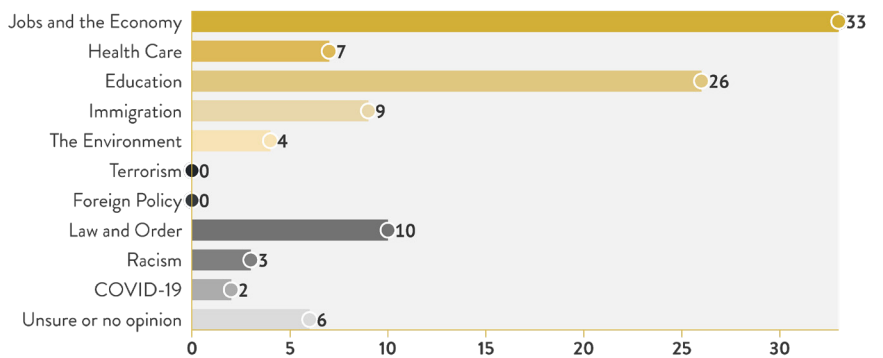
NOW, GENERALLY SPEAKING, WOULD YOU SAY THAT THINGS IN OKLAHOMA ARE GOING IN THE RIGHT DIRECTION, OR HAVE THEY PRETTY SERIOUSLY GOTTEN OFF ON THE WRONG TRACK?

RIGHT TRACK	47%
WRONG TRACK	42%
DON'T KNOW / REFUSED	11%



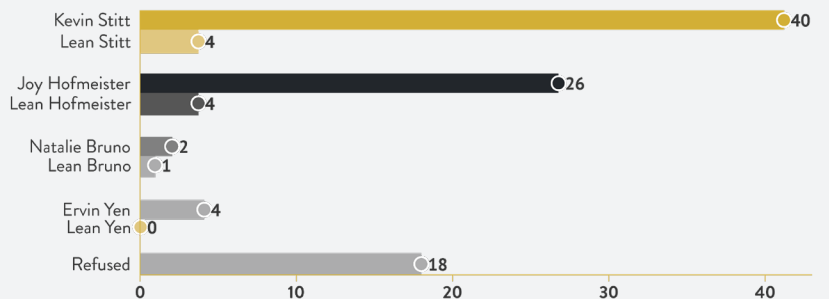
AMONG THE FOLLOWING LIST OF ISSUES, WHICH DO YOU THINK SHOULD BE THE TOP PRIORITY THAT THE STATE LEGISLATURE SHOULD BE ADDRESSING THE MOST?

JOBS AND THE ECONOMY	33%
HEALTH CARE	7%
EDUCATION	26%
IMMIGRATION	9%
THE ENVIRONMENT	4%
TERRORISM	0%
FOREIGN POLICY	0%
LAW AND ORDER	10%
RACISM	3%
COVID-19	2%
UNSURE OR NO OPINION	6%



WE KNOW IT'S A LONG WAY OFF, BUT AS YOU MAY KNOW, IN 2022, THERE WILL BE AN ELECTION FOR GOVERNOR OF OKLAHOMA. IF THE CANDIDATES WERE KEVIN STITT AND JOY HOFMEISTER, WHO WOULD YOU VOTE FOR?

KEVIN STITT, THE REPUBLICAN	40%
JOY HOFMEISTER, THE DEMOCRAT	26%
NATALIE BRUNO, THE LIBERTERIAN	2%
ERVIN YEN, AN INDEPENDENT	4%
LEAN STITT	4%
LEAN HOFMEISTER	4%
LEAN BRUNO	1%
LEAN YEN	0%
REFUSED / UNDECIDED	18%



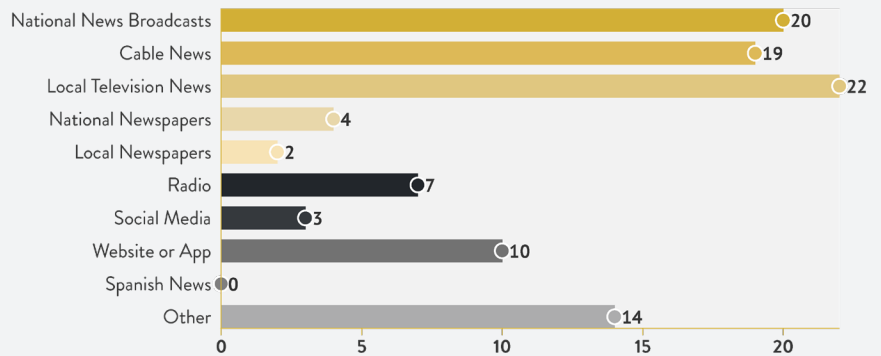
*Not all numbers may perfectly total 100% due to rounding and weighting.

TOPLINES

This survey was conducted from March 24 - 27, 2022 and included a pool of 500 likely general election voters in Oklahoma. These survey results were weighted based on age, gender, party affiliation, and level of education. This survey has a margin of error of 4.38% at a 95% confidence interval. The poll surveyed both cell phones and landlines and used a combination of live callers and an online panel of likely voters.

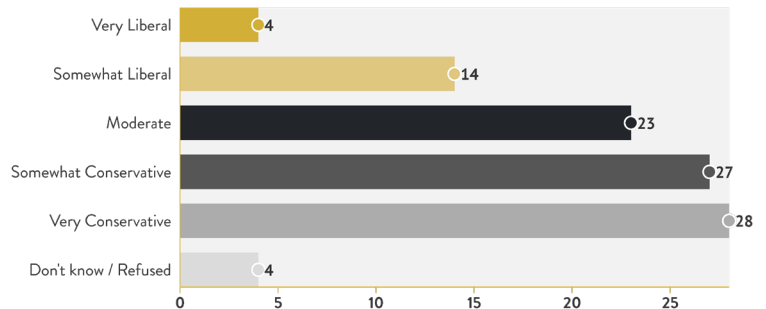
WHICH OF THE FOLLOWING WOULD YOU SAY YOU PREFER FOR GETTING NEWS?

NATIONAL NEWS BROADCASTS (ABC, CBS, NBC, PBS)	20%
CABLE NEWS (CNN, FOX NEWS, MSNBC)	19%
LOCAL TELEVISION NEWS	22%
NATIONAL NEWSPAPERS (NY TIMES, WASHINGTON POST)	4%
LOCAL NEWSPAPERS (THE OKLAHOMAN, TULSA WORLD)	2%
RADIO (NPR, TALK RADIO)	7%
SOCIAL MEDIA SITE (FACEBOOK, TWITTER, SNAPCHAT)	3%
GETTING NEWS FROM A NEWS WEBSITE OR APP	10%
SPANISH NEWS (TELEMUNDO, UNIVISION)	0%
OTHER	14%



WOULD YOU DESCRIBE YOURSELF AS VERY LIBERAL, SOMEWHAT LIBERAL, MODERATE, SOMEWHAT CONSERVATIVE, OR VERY CONSERVATIVE?

VERY LIBERAL	4%
SOMEWHAT LIBERAL	14%
MODERATE	23%
SOMEWHAT CONSERVATIVE	27%
VERY CONSERVATIVE	28%
REFUSED / DON'T KNOW	4%



*Not all numbers may perfectly total 100% due to rounding and weighting.