

# MoNA

Museum of Northwest Art

**Age:** K through Fifth Grade

**Lesson Duration:** 5 30-Minute Sessions

**Subjects:** Art, Math, & Social Studies

## Spirit Vision: Inspired by the Work of Grover Topaum

A HANDS-ON ART ACTIVITY  
DESIGNED BY EDUCATORS FROM  
LA CONNER ELEMENTARY  
SCHOOL





Image: student example

### Description

This project involves learning how to look at the elements in Grover Topaum's (Kiowa/Swinomish) painting and gives students the chance to learn how to work in partnership to produce a completed work.



### Skills and Concepts

- Cooperation
- Identifying themes
- Taking turns
- Learning to replicate images
- Practicing shading with colored pencils

### Materials

- White paper
- Colored pencils
- Copied versions of Spirit Vision painting to hand out with one half missing (see final pages of this lesson plan)
- Copy machine to make copies of student work

## Vocabulary

- ✓ Spirit
- ✓ Vision
- ✓ Cooperation
- ✓ Circular
- ✓ Vertical
- ✓ Lines
- ✓ Foreground
- ✓ Background
- ✓ Culture
- ✓ Light
- ✓ Goat
- ✓ Buffalo
- ✓ Color



"Spirit Vision" by Grover Topaum  
Image Source: Ebay.com

## Instructions

1. Explore Topaum's Spirit Vision painting and discuss possible themes.
2. Look at examples of student-generated artwork that incorporate one half already completed by the artist and one half completed by a student. Give students a half-completed picture and model how to complete it.
3. Students will work together in teams of two to complete the second half of their Spirit Vision image in pencil. It may help to tape the half of the painting to a piece of blank paper so that it doesn't move. Once students are finished, teachers can make two copies of the completed image, so each student has their own to finish with color.
4. Students can each be given the copy of the their completed black and white image and then asked to fill in the other half in color. Each child will then have a completed Spirit Vision which mirrors the work they have done with their "buddy" and their own take on the artwork.

## Learning and State Standards

Fulfills **Washington State Arts Learning Standards:**


**First Grade: VA:Cr1.2.1** (Use observation and investigation in preparation for making a work of art)

**Second Grade: VA:Cr3.1.2** (Discuss and reflect with peers about choices made in creating artwork)

**Third Grade: VA:Pr5.1.3** (Identify exhibit space and prepare works of art including artists' statements, for presentation)

**Fourth Grade: VA:Cr2.1.4** (Explore and invent art-making techniques and approaches)

**Fifth Grade: VA:Re7.2.5** (Identify and analyze cultural associations suggested by visual imagery)



"Dream Catcher" by Grover Topaum  
Image Source: picclick.com



