



**MAKE ONE
TAKE ONE
ADVENT**

**A WEEKLY ADVENT
DEVOTION AND ACTIVITY
BOOKLET TO USE AT
HOME WITH CHILDREN**

IMYC
Irish Methodist Youth and Children's Department

Christmas is one of the busiest times of the year for most of us. We decorate the house, buy gifts, visit our loved ones, enjoy yearly traditions and we practice those lines in the nativity over and over again.

For many for us the run up to Christmas is about time with our friends and family. What a perfect time to tell them about Jesus and the hope, love, joy and peace that He not only brought to Bethlehem over 2000 years ago, but continues to bring to each and every one of us in the world today.

When we set aside time over advent to set our gaze on Jesus, often it is an inward focus – what if this year we move that to an outward focus?

In Luke 2, we meet some shepherds, watching their flocks outside Bethlehem. When the angel appears and proclaims the joyful arrival of Jesus, they look at each other and say, *“Let us go over to Bethlehem and see this thing that has happened, which the Lord has made known to us”* (Luke 2:15).

They went quickly and found Jesus and His parents. They adored the child. Then what did they do? They *“returned, glorifying and praising God for all they had heard and seen, as it had been told to them”* (Luke 2:20).

The implication is that in the same way the angels came to them and told them about Jesus, they too went and told others about Jesus. All who heard were in wonder at their message (Luke 2:18).

This was their response:

- 1) They came and adored Jesus.
- 2) They went and told others about Him.

The angels never commanded that they go and tell others. They couldn't help but do so because of the joy within them at Christ's birth.

THIS YEAR WE HAVE DEVELOPED THE “MAKE ONE, TAKE ONE” ADVENT RESOURCE TO HELP YOUR FAMILY TO COME AND ADORE JESUS AND ENCOURAGE YOU TO GO AND TELL OTHERS ABOUT HIM.

THERE IS A BIBLE REFLECTION, SONG SUGGESTION AND TWO CRAFT ACTIVITIES TO MAKE FOR EACH THEME OF ADVENT. THE IDEA IS THAT WHEN YOU HAVE MADE A CRAFT FOR YOURSELF, YOU THEN MAKE A CRAFT FOR A FRIEND, A FAMILY MEMBER OR A NEIGHBOUR AND SHARE WITH THEM SOME OF THE THINGS THAT YOU LEARN ABOUT THE HOPE, LOVE, JOY AND PEACE OF JESUS.

VARYING TRADITIONS MIGHT CELEBRATE THE THEMES OF ADVENT IN DIFFERENT WEEKS, SO FEEL FREE TO GO THROUGH THIS BOOKLET IN ANY ORDER.



HOPE



READ - ROMANS 15:13

"May the God of hope fill you with all joy and peace as you trust in him, so that you may overflow with hope by the power of the Holy Spirit."

REFLECT

Advent is a time of great hope as we wait to celebrate the birth of Jesus. For thousands of years many poor, sick and lonely people shared this hope as they waited for God to send a saviour who would bring healing, and fairness, and friendship into the world.

When Jesus was born that first Christmas, a bright sign in the sky became a sign of hope that this saviour would soon be here! This sign was so full of light that it shone a path through the darkness and led all the way to Jesus. It was the star that led the wise men!

The Bible tells us that we too *"will shine in the world like bright stars"* (Daniel 12:3) when we offer hope to others by sharing God's love with them.

Sadly there are some people in this world who struggle to find hope. Some children in the world can't go to school because their families are too poor. Some people must leave their homes and friends because there is fighting in their country. Some families don't have enough food or heat in their homes.

Jesus wants us to offer love and hope to everyone, especially those who struggle. We can do this by praying for people all around the world and by encouraging the people around us and help them in different ways to show them how much God loves them.

Today we are going to make 'Stars of Hope' to remind us of the light and hope we can bring to the world through our prayers and through our sharing. In this way, like the star that led the wise men, we will lead people to the hope of Jesus.

Is there someone in your life that you want to share the HOPE of Jesus with this week? Pray for that person as you make a "Star of Hope" for you and a "Star of Hope" for them! Take the time this week to give them their star and share with them your HOPE!

LISTEN

Shine (from the inside out)

<https://youtu.be/UFplX5o754Y>



SCAN ME TO LISTEN

HOPE



MAKE ONE
TAKE ONE
CRAFT

You will need:





- Printed activity sheet
- Colouring pencils / Crayons
- Scissors
- Glue / Tape
- String / Thread

Print out "Activity Sheet 1 - HOPE"
(or if you don't have access to a printer, why not try to draw the picture yourself?)

- Colour in the star and baby Jesus in the manger
- Make sure an adult helps to cut out both the star and the manger
- Stick the manger on the Star
- Punch a hole on the top of the Star and thread through your string. Tie the string in a loop to allow enough space to hang on a Christmas tree.
- Keep one for yourself and give one away!



Activity Sheet 1 - HOPE



LOVE



READ - JOHN 3:16

"God loved the world so much that he gave his only Son, so that everyone who believes in him would not be lost but have eternal life."

REFLECT

Can you think of someone you love very much? Now think of some of the reasons why you love them... maybe they are very kind to you, maybe they help you when you need help, maybe they make you laugh a lot because they are funny, maybe they cook you really yummy dinners, or maybe they listen to you when you need someone to hear you.

Love is a very powerful thing! When we know we are loved it helps us to feel safe, content and special. There are lots of different ways to show someone that you love them!

God did something AMAZING to show us how much he loves us - "He gave his only Son, so that everyone who believes in him would not be lost but have eternal life."

Many people give each other gifts at Christmas when we celebrate the birth of Jesus. This reminds us that God loves us and gave his Son to be our Saviour. Jesus coming to earth as a baby was the greatest gift and biggest act of love ever! He could have stayed in Heaven, but he chose to become a tiny, helpless human baby so that you and I could have a friendship with God.

Think of the people in your life who you love, is there someone that you want to share the gift of God's LOVE with this week? Pray for that person as you make a craft for you and a craft for them! Take the time this week to give them their gift and tell them about God's LOVE for us all!

LISTEN

God's love is BIG

<https://youtu.be/ss-qCvdMAmc>



SCAN ME TO LISTEN

LOVE



MAKE ONE
TAKE ONE
CRAFT

You will need:

- Printed activity sheet
- Colouring pencils / Crayons
- Scissors
- Glue / Tape
- String / Thread




Print out "Activity Sheet 2 - LOVE"

(or if you don't have access to a printer, why not try to draw the picture yourself?)

- Colour in the heart and gift box
- Make sure an adult helps to cut out both the heart and the box
- Stick the box on the heart
- Punch a hole on the top of the heart and thread through your string. Tie the string in a loop to allow enough space to hang on a Christmas tree.
- Keep one for yourself and give one away!



Activity Sheet 2 - LOVE



JOY



READ - LUKE 2:10-11

"But the angel said to them, "Do not be afraid. I bring you good news that will cause great joy for all the people. Today in the town of David a Saviour has been born to you; he is the Messiah, the Lord."

REFLECT

Have you ever felt really, really happy? One word for that is joy. Joy is the gladness and delight you feel deep down inside. Joy is also the feeling of hope and assurance that we have in our hearts even when things around us aren't perfect - because we trust in Jesus.

God's people had been through some very hard things, but many of them kept on having hope that God would keep his promise to send the Messiah, the one who was promised to be the saviour of the world. Two of those people were Zechariah and Elizabeth. They were very old, and they had never had any children of their own. This made them very sad, because they wanted to have a child, but they continued to hope in God's plan.

Zechariah was a priest in God's temple. One day, he had an amazing visitor, it was an angel of the Lord! God promised that Zechariah and Elizabeth would have a baby boy, and they did! It was a miracle that filled their hearts with JOY! After the baby was born, Zechariah said, "His name is John," just like the angel told him! There was so much JOY in Zechariah's and Elizabeth's hearts as they welcomed little baby John into their family. (Luke 1:11-17)

Soon after baby John was born, another very important baby was born—baby Jesus, the Messiah! Jesus' birth was a time of JOY! God sent angels to tell the shepherds that they were bringing good news of great JOY to everyone because Jesus was born.

Do you know anyone who might like to hear that JOY that Jesus brings to us? There are people today who have been through some very hard things who might need to know that they can have that feeling of hope and assurance that we have in our hearts even when things around us aren't perfect - because of our trust in Jesus, the Messiah!

Just like the angels told the shepherds about the great JOY, you can tell the people around you about the great JOY of Jesus!

LISTEN

Joy to the World - Bethel Kids
https://youtu.be/_yAfmw4mT4U



SCAN ME TO LISTEN

JOY



MAKE ONE
TAKE ONE
CRAFT

You will need:

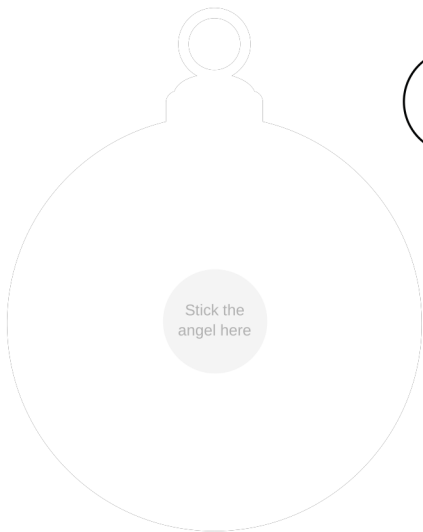
- Printed activity sheet
- Colouring pencils / Crayons
- Scissors
- Glue / Tape
- String / Thread

Print out "Activity Sheet 3 - JOY"
(or if you don't have access to a printer, why not try to draw the picture yourself?)

- Colour in the bauble and angel
- Make sure an adult helps to cut out both the bauble and the angel
- Stick the angel on the bauble
- Punch a hole on the top of the bauble and thread through your string. Tie the string in a loop to allow enough space to hang on a Christmas tree.
- Keep one for yourself and give one away!



Activity Sheet 3 - JOY



PEACE



READ - ISAIAH 9:6

"For to us a child is born ... his name shall be called Wonderful Counsellor, Mighty God, Everlasting Father, Prince of Peace."

REFLECT

Have you ever felt afraid, worried, angry, or sad? It's not very nice when we feel like that is it? Ever since the first people brought sin into God's world, people have suffered, hurt, and wished things could be different. In the Old Testament, God's people were sometimes confused and uncertain. Some of their troubles were because people didn't like them. Sometimes their kingdom was attacked and they were slaves to other countries. So many sad things happened! They wished for and wanted the peace of God and peace inside.

God told one of his prophets, Isaiah, that he would send someone who could give peace. God promised to send the "Prince of Peace!" He would be in charge of peace and bring peace to all who turned to him. This special person would come to be with us and bring us peace. Many years after God gave Isaiah those messages, Jesus was born in Bethlehem.

Jesus is the Prince of Peace. He can give us peace with God because he is the only one who can take away our sins. He came to bring peace to our hearts even when things are going wrong all around us. Jesus promises that He will give us His peace: **"Peace I leave with you; my peace I give you"** (John 14:27). This kind of peace is a calmness and freedom inside when you have peace from God.

Can you think of someone in your life who might feel worried or sad? Spend some time praying for them as you make a craft for you and a craft for them today. We can trust God to help take care of the things that worry us, and experience His peace inside our hearts. Things might not always work out exactly the way we might think, but when we have His peace we know that God is with us and He cares about us and the worries that we have.

Remember to take time this week to bring your craft to the person you prayed for and share with them the PEACE of God.

LISTEN

Peace like a River

<https://youtu.be/7it5W1FVtTs>



SCAN ME TO LISTEN

PEACE



MAKE ONE
TAKE ONE
CRAFT

You will need:

- Printed activity sheet
- Colouring pencils / Crayons
- Scissors
- Glue / Tape
- String / Thread

Print out "Activity Sheet 4 - PEACE"

(or if you don't have access to a printer, why not try to draw the picture yourself?)

- Colour in the bauble and dove
- Make sure an adult helps to cut out both the bauble and the dove
- Stick the dove on the bauble
- Punch a hole on the top of the bauble and thread through your string. Tie the string in a loop to allow enough space to hang on a Christmas tree.
- Keep one for yourself and give one away!



Activity Sheet 4 - PEACE

