

PowerConnect for splunk>



Real-Time Analytics and Monitoring of SAP Operations with Splunk

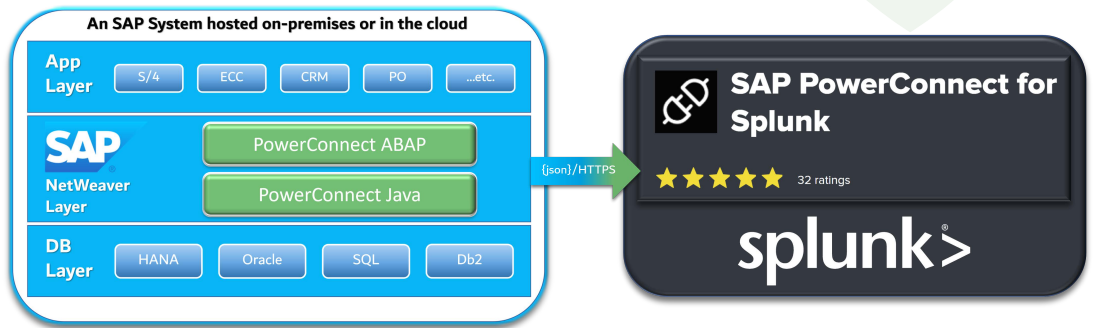
- Reduce** P1/P2 issues by 30%
- Slash** Mean Time to Resolution (MTTR) and (RCA) by 70%
- Enable** visualization, monitoring and analysis of real-time and historic SAP telemetry data
- Increase** SAP data retention rates in Splunk
- Add** business context to gain a holistic understanding of your business health and its supporting processes
- Certified** SAP PowerConnect® Add-ons - extensive library of data extractors and Splunk dashboards

You rely on SAP to run your critical business processes and you use **Splunk** to analyze and monitor your systems. Until now, these mission critical systems haven't been connected, leaving SAP as a black box.

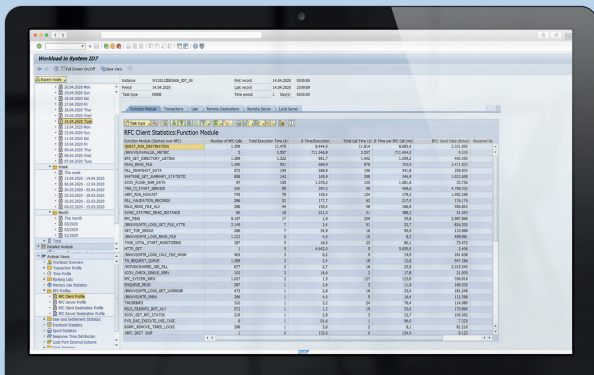
Visibility across all these interconnected systems has been extremely challenging. **PowerConnect®** and Splunk provide the insights needed for your organization to establish proactive monitoring and alerting by:

- Monitoring critical end-to-end business process flows in real-time;
- Improving security posture and mitigate previously unknown risks;
- Improving SAP system performance and availability.

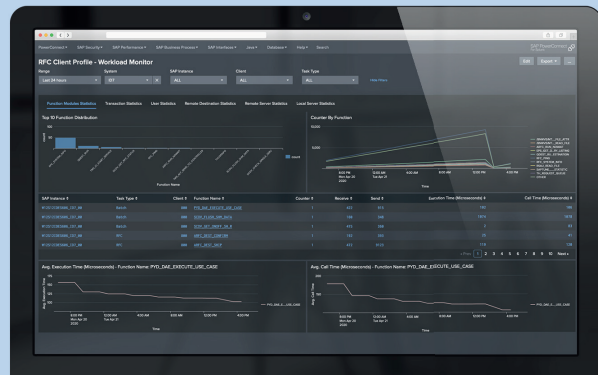
PowerConnect® is the leading solution **certified** by SAP and Splunk.



PowerConnect® allows your IT staff to bring the most important business systems under the control of Splunk, simplifying your security and systems monitoring.



Before




After



splunk> **Partnerverse**

SAP® Certified
Powered by SAP NetWeaver®



PowerConnect for splunk®

Real-Time Analytics and Monitoring of SAP Operations with Splunk




RHONDOS



Security & Compliance

With PowerConnect© and Splunk - popular alerts and dashboards include unauthorized access, fraud activity and insider threat monitoring. Feed your Splunk SIEM SAP data for maximum observability.



Streamlined Monitoring

Is the problem in the database, an attached service with SAP, or the network? Hardware, or an API? Isolated teams and working off guesswork and manual data-grinding is outdated. Elevate your workflow and build real-time dashboards and alerts that work for your organization with PowerConnect© and Splunk.



Out-Of-The-Box Functionality

PowerConnect© comes with a library of over 300 SAP data extractors and 700 pre-built Splunk dashboards to allow for powerful functionality from day one. Additionally, custom extractors and dashboards can be created to meet your needs.



"Without Splunk, ECC would have crashed...and we would have been 100% blind as to the reason why."

– US Fortune 100 Manufacturer



"PowerConnect© for Splunk gives us greater insight into the internal operation of SAP, both forensically and in real-time. We can see live performance metrics, and a high level of granularity in historic detail spanning months or years on demand."

– Enterprise Infrastructure and Operations Manager, PACT Group