



THE UNITED SCHUTZHUND CLUBS OF AMERICA

IGP Working Dog Trial Rulebook

Version 3.0
Effective 5.2021



United Schutzhund Clubs of America
(USCA)

19 Fox Valley Ctr., Arnold, Mo. 63010 / 314.200.3193 /
www.germanshepherddog.com

USCA Working Dog
Trial Rulebook
IGP

The following information / regulations are for use at all USCA Events effective 1/1/2021 (USCA version: 3.0) the original content is taken from the current WUSV IGP rules and regulations with approved variances for USCA Events



THE UNITED SCHUTZHUND CLUBS OF AMERICA

IGP Working Dog Trial Rulebook

Version 3.0
Effective 5.2021



Introduction and purpose of the United Schutzhund Clubs of America

The United Schutzhund Clubs of America (USCA) is a full member organization of the WUSV and promotes maintaining the working heritage of the German Shepherd Dog through the use of Working Dog Trials, Breed Surveys and Shows. Its mission is to preserve the German Shepherd Dog, in part through shows, breed surveys and working dog trials.

For more than forty (40) years USCA has been the largest German Shepherd Dog and all breed working dog sport organization in the United States. USCA continues to support and provide recognized and organized clubs, events, education (Judges Programs, Helper and Track Layer Programs) to its membership and affiliated clubs. USCA hosts club, regional and national championship events for the all working dogs in IGP /RH as well specific shows and championships for the German Shepherd Dog. These events include the USCA GSD National Championship, the USCA Sieger Show, The USCA Working Dog Championship (all breed event). All club, regional level trials and the USCA Working Dog Championship are open to all breeds of dog for entry. Titles, Show Ratings and Breed Surveys awarded at USCA Events are world recognized by the WUSV and its partners.

USCA supports the efforts of the WUSV in its mission to preserve the German Shepherd Dog as a working breed and recognizes the value of working dog trials, shows and breed surveys for both breed temperament testing for breed ability as well as for organized dog sport competition for all breeds of working dogs.

USCA participates yearly in the selection of selecting and sending teams to compete at various world championships to include the WUSV World Championship and the WUSV Universal Sieger Championship for the United States.

USCA supports the humane care, treatment and training of all dogs. It is the responsibility of all dog owners, trainers or handlers of a dog to understand the capabilities of the dog and to adjust training and expectations of training and performance to what the dog is capable of attaining and exhibiting in its performance. Any dog that exhibits unnatural stress, pressure or avoidance in its work or performance or has not been properly cared for, handled or trained in accordance with accepted humane standards is to be avoided and may be evaluated as faulty or disqualified from any participation in USCA events. The evaluation of dogs showing negative temperament traits such as stress, pressure, avoidance will be evaluated as faulty in USCA events. At all times it is our responsibility as owners, trainers and handlers to provide for the proper humane care and training of our dogs.

USCA supports the use of all commonly used and approved methods of canine training used in a humane manner. At all USCA events only the use of motivational training methods / objects are allowed at the event (on the grounds of the event). The use of any other training methods is prohibited (compulsion, correction devices) and will result in disqualification from the event for unsportsmanlike conduct.



THE UNITED SCHUTZHUND CLUBS OF AMERICA
IGP Working Dog Trial Rulebook

Version 3.0
Effective 5.2021



Table of Contents

Introduction.....	Page 2
General Information (abbreviation, terms).....	Page 4
General Information for Trials.....	Page 5
Trial Secretary.....	Page 8
Judges.....	Page 8
Helpers.....	Page 9
Tracklayers.....	Page 10
General Requirements to Enter a USCA Trial.....	Page 10-12
Social Compatibility /	Page 12
Liability.....	Page 13
Written Test.....	Page 13
Vaccinations.....	Page 13
Pull from Trial for Injury / Illness.....	Page 13
Awards.....	Page 13
USCA Working Titles / USCA Awards.....	Page 13
Scorebooks.....	Page 14
Identification.....	Page 14
Temperament.....	Page 14
TSB (Courage / Hardness Rating).....	Page 15
Commands.....	Page 15
Discipline (Disqualification “DQ”, Termination “Term”).....	Page 15-16
Evaluations (Points / Ratings).....	Page 16-17
BH (Companion Dog Test).....	Page 17-20
Tracking.....	Page 20-27
Obedience.....	Page 28-41
Protection.....	Page 41-53
IGP VO.....	Page 53-54
Tracking Only Titles (TR/FPr).....	Page 54
Obedience Only Titles (OB/UPr).....	Page 54
GPR 1-2-3.....	Page 55
Article Indication (STp).....	Page 55-56
Endurance Test AD.....	Page 58-59
Track Diagrams.....	Page 60-63
Track Corner Diagrams.....	Page 64
Hurtle and Scaling Wall Diagrams.....	Page 64



THE UNITED SCHUTZHUND CLUBS OF AMERICA
IGP Working Dog Trial Rulebook

Version 3.0
Effective 5.2021



General information / abbreviations / terms

USCA – United Schutzhund Clubs of America

WUSV – World Union of German Shepherd Dog Clubs

IGP - International Utility Dog trial regulations (International Gebrauchshund Prufung-International Working Test)

SV – German Shepherd Dog Club of Germany (Schaferhund Verien)

USCA Executive Board (EB) Elected officers of the organization. To include president, vice president, treasurer, secretary, director of judges, national breed warden, EB members at large (4), regional directors.

USCA General Board - consists of all EB and delegates from each full member USCA Club.

USCA Judges Committee – responsible for overseeing judges, sportsmanship, trials and any disciplinary actions associated with USCA Events (unsportsmanlike behavior, aggressive dogs, etc).

USCA National Events Committee – responsible for setting and maintaining the standards for championship events.

USCA Helper Committee – responsible for training and classification of teaching and trial helpers.

USCA Tracklayers Committee – responsible for tracklayer education and classification of championship and teaching tracklayers.

Host Club – USCA Full member Club holding a USCA Authorized Event.

Trial Personal – judge, trial secretary, helper/s (USCA Classified), track layer/s, group (4), additional field personal to use blank gun, set up and break down field equipment.

Competitors – Handler / Dog teams entered into the event. All Competitors must be members of USCA or USCA recognized organization.

Judges – all judges for USCA events must be recognized by the WUSV.

Commands – all commands used for an exercise may be in any language but must remain the same command for the same behavior in all phases of the trial. Commands should be given in a spoken manner, overtly loud / yelling commands may be considered to be faulty. Hand signals are faulty except for the send out and blind search. Any other movements made by the handler may be considered faulty as handler help. Most commands are a single word,



THE UNITED SCHUTZHUND CLUBS OF AMERICA
IGP Working Dog Trial Rulebook

Version 3.0
Effective 5.2021



multiple word commands are faulty with the exception of the blind search commands and call out of the blind as explained in the protection section.

Rulebook – USCA Events will be held using the most current USCA Rulebook available. All USCA rules follow the intent of the WUSV with some approved variances for dog sport in the United States. Any USCA Variance does not alter the fundamental description of any exercise or title as accepted by the WUSV. Variances are approved by the USCA Judges Committee and the USCA EB and GBM. Some variances are due to animal laws, liability or practical application in the United States. This version of the USCA Rulebook has been updated, edited and/or additional information added for clarification from any previous USCA Rulebook.

Nathaniel Roque, USCA Director of Judges 3.1.2021 version 3.0

General Information for Events (Trials)

Events (trials, shows, breed surveys) are held for several purposes;

1. To help determine the breed worthiness of the dog. These events test or evaluate the desired or accepted genetic traits desired in our working dogs.
2. Award titles to recognize the dogs abilities or accomplishments for specific purposes
3. Help contribute to maintaining the overall health, fitness and work ethic of the dog.

The United Schutzhund Clubs of America (USCA) promotes dog events in the forms of trials, shows, breed surveys at both the club, regional and national championship levels.

Working Dog Trials will be conducted under the most current version of this rulebook. All trials and competitions, competitors and dogs are subject to exhibiting proper sportsmanship. Failure to meet these requirements will result in disqualification, additional possible sanctions against the handler / members, dog, host club or anyone involved with the incident.

Trial Field and Equipment guidelines. All trial fields must be large enough to allow all required exercises to be properly completed. The minimum size trial field for club trials for IGP obedience and protection is 100' by 200' and must be all usable area. All club trial fields must be approved by the Regional Director when affiliating a new USCA Club. All championship trial fields must meet the standards set by the National Events Committee and approved by the EB and/or GB. At all levels of trials the obedience field must be set up with a 1 meter hurdle, scaling wall, 3 dumbbells on a stand and a blind available for the IGP 3 long down handler. The hurdle and wall are recommended to be placed side by side so that the dumbbell throws are always going the direction of the send out but on smaller club fields the hurdle and scaling wall may be placed back to back (inline) to help maintain the widest working area of the trial field. The trial field must be properly marked. For obedience the field must be marked for long down position, basic start position, flat retrieve position, and a minimum of four (4) meters before the hurdle and scaling wall. For protection the field must be set up with all 6 blinds in a staggered pattern, marked for the handlers call out line, arc for the dogs position for escape, helpers position for the escape, recommended to mark 20 paces for the maximum point where the dog must have caught and be gripping the helpers sleeve in the Escape Exercise additional field markings may be used for the back transport, attack out



THE UNITED SCHUTZHUND CLUBS OF AMERICA
IGP Working Dog Trial Rulebook

Version 3.0
Effective 5.2021



of back transport and the end of field position in line with the number 1 blind for the IGP 3 attack on dog out of motion (long bite).

The layout and direction of work may be determined by the host club, but at any time the judge may request to make changes due to safety concerns or to maintain a fair sportsmanlike trial. The dumbbell throw must be in the direction of the send out for the flat retrieve and hurdle and scaling wall retrieves (unless hurdle and scaling wall are set up inline / back to back) in which case at least one (1) of the retrieves must be in the direction of the send out.

Competitors. All participants must meet the same working /performance standards or requirements of the trial exercises (adjustments may be made to allow handlers with disabilities or limitations (ADA) to be able to participate.) as long as it does not change the fundamental performance requirements of the exercise. The same handler must handle the same dog for all phases of a trial. A handler must at all times carry a leash and be able to safely bring the dog under control if needed.

Events. (trials, shows and breed surveys) are by nature a public event and unless other specific circumstances are involved and authorized by USCA these events shall remain open to all USCA members in good standing and the general public. All USCA events may at any time be supervised - monitored by a representative of USCA selected by the Director of Judges or Judges Committee.

Events / Trials may only be held on the authorized days and times approved by USCA for the event. Authorizations to approve an event (to include the host, time, date, judge, location) are submitted through USCA and must receive approval from the Regional Director and Director of Judges, additional approval is required for championship events to include approval from the national Events Committee, Judges Committee and the USCA EB. All events must be posted on the USCA website or magazine, a flier and entry information must be sent to the region for club trials at least twenty one (21) days in advance of the event and the information for championships to all members by website and/or magazine.

A trial must have a minimum of four (4) different dogs entered with a minimum of two (2) different handlers. At least one (1) of the dogs must be entered for a working title of IGP1-2-3, RH 1-2 or FH.

A club trial may only schedule a maximum of thirty six (36) phases / points per calendar day per judge (exception is the AD). This requirement does not apply to championships. A phase / point is defined as any one (1) of the following; tracking = 1 phase /point, obedience = 1 phase / point, protection = 1 phase / point. Examples are an IGP1-2-3 consists of tracking, obedience, protection = 3 phases / points, a BH consists of obedience and the temperament test = 2 points, an FH is equal to 3 phases /points, TR-OB titles are equal to 1 phase / point. Additional information can be found in other sections of this rulebook.

All dogs must be able to be identified by tattoo or microchip to enter a trial. All dogs must have passed a BH prior to entering a trial for any level title.



THE UNITED SCHUTZHUND CLUBS OF AMERICA
IGP Working Dog Trial Rulebook

Version 3.0
Effective 5.2021



A title can only be awarded to a dog that has successfully passed all phases in the level of title that it is entered. The minimum age that a dog may enter for a specific title is listed with the additional information for the title in this rulebook. A dog may only progress to a higher level title if it has successfully passed the previous level title. All titles must be done in order with the exception of the TR, OB, FH V and FH. Dogs may only enter one (1) working title per trial (3 phases) with the exception of the AD which can be completed at the same trial as long as it is done on a different calendar day. A working title is one of the following -IGP or FH. A dog may enter for GPR, STP, TR and OB in the same trial but may not exceed 3 phases / points per trial.

Phases / points per day per trial

(Maximum 36 per judge for club trials, this does not apply to championships)

TR/FPR or OB/ UPR	1 phase per level
GPR 1-2-3	2 phases
IGP 1-2-3	3 phases
BH	2 phases
FH V	1 phase
FH1 -2	3 phases
IGP FH	3 phases per day (requires 2 tracks, 2 days)
STP 1-2-3	1 phase
IPO V	2 phases
RH 1 – 2	3 phases

USCA does not award or allow “protection” only titles.

Titles may be repeated on the same dog as many times as wanted. In club level events for the purpose of awards a dog that is repeating a title shall be placed behind the dog earning its title for the first time in that level (IGP1-2-3 etc.) Overall High in Trial is awarded to the highest scoring dog regardless of if it is the dogs first time earning the title or a “repeater”. In the event of a tie score the dog with the highest protection score is selected, if the protection scores are the same the dog with the highest obedience score is selected, if the obedience score is the same the highest tracking score is used. In the very unusual situation that all scores are the same, the dog earning its title for the first time is selected. If still a tie the youngest dog in age is selected. At club level events the host club may select what if any awards they want to provide.

All titles or awards earned at USCA events are recognized at all WUSV member organizations and partners in all countries worldwide.

Trial Season in USCA is year round providing the weather conditions allow for a safe trial environment. Trials may only be held on Fridays, Saturday or Sundays (in special circumstances Mondays may be approved). Fridays or Mondays may only be approved if Saturday or Sunday are full (36 phases) or for specific approved reasons that will be listed in the authorization and approved, examples are weather concerns, judges availability, a dog attempting to earn its BH and IGP/GPR 1 or FH at the same trial in which case the BH could



THE UNITED SCHUTZHUND CLUBS OF AMERICA

IGP Working Dog Trial Rulebook

Version 3.0
Effective 5.2021



be completed on Friday and the IGP/GPR/FH completed on Saturday. A Friday trial may only be connected with the Saturday trial (Friday- Saturday, Friday-Saturday-Sunday).

Trial Secretary

The Trial Secretary is responsible for organization of the event, maintaining contact with the judge, ensures that there is adequate tracking, obedience and protection equipment and area to hold the trial as well as a USCA Classified Helper with current membership in good standing, members for a group in obedience and a gun person. The secretary is responsible for all trial paperwork, ensure that all dogs have scorebooks and handlers are members of USCA or an organization recognized by USCA. The secretary must be able to help maintain an orderly event and be available to the judge for assistance.

The trial secretary is responsible to submit all trial paperwork with fees within five (5) working days after the completion of the trial. There are two (2) fee structures for USCA events one (1) is a fee for USCA members and the other is an additional fee for non USCA members. The amounts are determined by the USCA EB and GB. The host club may also charge an additional trial entry fee of any amount that they determine.

A Trial Secretary must be a member of USCA and may not show / enter a dog in the event. The trial secretary must contact the judge a minimum of seven (7) days prior to the event to inform the judge of entries, location, schedule etc.

Trial Judges for USCA Events

Judges that are authorized to judge at USCA Events are USCA Licensed Judges or any licensed judges from a WUSV member organization. Judges must be approved by USCA (Regional Director, Director of Judges and / or Judges Committee and EB for championships). Judges for club level events are selected by the host club. Judges for USCA National Events are recommended for the event by the USCA Judges Committee and then approved by the USCA EB. USCA has the right to not approve any licensed judge for its events for any reason.

An event may use one (1) judge to judge all phases / levels of the event as long as it does not exceed the maximum number of phases / points per day for a judge or multiple judges may be used for any event with one (1) judge judging each phase. In the situation of multiple judges being used if a “Head Judge” has not been assigned then the “protection judge” is the supervising judge in the event that a specific decision must be made.

Trial judges are not permitted to judge dogs that are owned by him / her or are in his possession, or dogs whose owners reside with them (spouse / partner). Trial judges are not allowed to judge at the same club more than one (1) time per calendar year and another different judge must have been used by the club before inviting the same judge back (in special circumstances this may be waived by approval from the Director of Judges).

There is a USCA variance for championships that allows a person of the same household to enter a championship being judged by a spouse or member of their household.



THE UNITED SCHUTZHUND CLUBS OF AMERICA
IGP Working Dog Trial Rulebook

Version 3.0
Effective 5.2021



A trial judge is not permitted to handle a dog in a trial in which he is judging.

The trial judge is not permitted to disturb or influence the work of the dog through his behavior while evaluating (judging) the performance. The trial judge is responsible for compliance and correct adherence to the current trial rules. The judge is authorized to terminate the trial for failure of compliance of the rules and / or his instructions. In such cases, the judge must provide a written report to the Judges Committee of USCA, which will be reviewed and if required presented to the USCA EB for sanctions.

The trial judge is authorized to terminate a performance or disqualify a handler in the event of unsportsmanlike behavior, carrying of motivational articles, non-compliance with the rules, non-compliance with animal rights guidelines, and anything against the local laws. A disqualification or termination must be recorded in the scorebook and on the trial paperwork. In the event of a disqualification all acquired points will not be recognized or recorded and the overall rating will be “M” insufficient. The Judge must notify the Director or Assistant Director of Judges of any unsportsmanlike behavior.

The judge’s decision is final and incontestable. Any form of criticism concerning the decision, can lead to dismissal from the event (trial) for sportsman like behavior and may eventually lead to disciplinary measures.

In justified cases, not based on a judges evaluation / score or individual rating of a dogs performance but by the behavior of a judge in clear violation of the rules of conduct or unsportsmanlike behavior a notarized complaint may be submitted against the judge within 8 days of the occurrence to the USCA Judges Committee. Video evidence may only be used to determine the judges’ behavior or adherence to the rules not the overall evaluation or score of the dogs’ performance. This complaint must be made in writing, whereby the plaintiff and at least one witness signs it and submits it via the trial secretary of the hosting club or USCA. Filing a complaint does not automatically lead to a dismissal of the judge’s decision. The decision concerning a complaint is determined as outlined in the USCA Judges Program/USCA BOI or the EB.

Helpers for USCA Trials

All helpers in a USCA trial must have current USCA membership and a current Helper Classification and Helper Book. The helper must be properly classified for the level of trial that they are performing the protection work. The helper must have all proper approved equipment, protection pants and jacket, padded stick and a trial sleeve with a bite bar and sleeve cover in good condition, any additional equipment is the helpers decision such as shoes/cleats, braces, gloves etc. At all times the trial helper is “working” for the judge and must follow the judge’s instructions. All helper work should be performed equally to all dogs and in accordance with the USCA Helper Program. Additional information regarding the individual requirements and performance of each exercise is available in the USCA Helper program that is available on the USCA website.



THE UNITED SCHUTZHUND CLUBS OF AMERICA
IGP Working Dog Trial Rulebook

Version 3.0
Effective 5.2021



Track layers for USCA Trials

USCA offers a Track Layers Education program and issues record books. Track Layer Seminars are available through USCA Teaching track layers and can be scheduled with an authorization as an official USCA Event.

Track layers for USCA events “do not have to be USCA members’ but it is highly recommended that they are USCA members and have experience. Track layer information is recorded on the trial paperwork. Track layers must be available to walk the track as it is worked by the dog.

General Requirements to enter a USCA Trial

The person entering must be a USCA Member or hold a valid current membership from an organization recognized by USCA to enter a USCA Club level trial /event. There may be an additional entry fee payable to USCA for non USCA members entering a USCA Trial. To enter the USCA GSD National Championship the dog must be USCA registered and must be handled by a USCA Member in good standing as well as meeting the additional entry requirements of regional championship participation or member of a world team as well as an overall score of 270 points or greater.. To enter the USCA Working Dog Championship all entries must be USCA members and German Shepherd Dogs must be USCA registered. To enter a USCA Regional Championship all entries must be USCA Members.

On the day of the event / trial the dog must have met the required minimum age. No exceptions are allowed. All dogs must have passed a BH VT, the minimum age for a BH is fifteen (15) months old.

The same handler must show / handle the same dog in all phases of the trial.

Handlers with disabilities may enter and show in USCA Trials under the ADA act adjustments may be made to the handling of the dog for the exercises as long as the adjustments / changes do not change the fundamental description or performance of the exercise or change the evaluation of the dog compared to other entries in the trial.

The handler must at all times have a leash during the trial. It must be carried in a way that when not in use is over the shoulder opposite the dog, around the waist or in a pocket and at all times the clip away from the dog. The handler must be able use the leash if needed to control the dog or if instructed by the judge to leash the dog.

Collars – the single row, large link (fur saver, links must be 1.5” or larger) type collar loose fitting on the dog must be worn throughout the trial. The BH allows the use of flat leather or fabric collars or chest harness.

Muzzle – muzzles are not allowed at USCA events, all dogs must be able to be shown without a muzzle.

Training vests or jackets are not allowed to be used during a trial. This includes clothing that resembles training attire meant to influence the dog.



THE UNITED SCHUTZHUND CLUBS OF AMERICA
IGP Working Dog Trial Rulebook

Version 3.0
 Effective 5.2021



The start of the trial is determined as either draw for competitor placement, turning in of scorebooks or the start of the first dog in any phase of the trial. Before the start of the trial during approved practice, commonly used corrective devices may be used in a commonly accepted humane manner unless specifically directed by the host club or organization that they are not allowed. Abuse of corrective training methods or aids may lead to disqualification (DQ) or unsportsmanlike charges and sanctions. Motivational training methods (aids) may also be used during practice and for warmup at USCA events.

After the start of the trial, throughout the trial until the end of the trial (which is recognized as either the awards ceremony or the return of scorebooks to the handlers) .No corrective training devices or aids (electric, pinch, choke, heeling sticks etc.) may be used on or within the sight of the trial venue. The trial venue is considered to be all trial fields (including the obedience, protection and tracking fields), parking competitor parking area or any area within the spectator’s sight of the venue. Motivational training methods and aids may be used during the trial while not on the trial fields (parking areas, prior to stepping onto the trial field to report in to the judge). All motivational training aids must be discarded before entering the trial field. The judge has the right to determine if a handler is wearing an item that may signal or change the behavior of the dog and have the handler remove it prior to competing (training vests or the like). During tracking motivational methods of training (practice track) may only be used in the designated parking area for tracking. If a competitor is allowed to drive closer to their track that is not considered to be the designated parking area. No starter tracks / practice tracks are allowed on the official tracking fields. Starter / practice tracks may be done in the parking area for tracking or on a different field with the host clubs permission. This is to ensure all competitors have equal opportunity at tracking.

Title	Prerequisite	Minimum Age
BH	N/A	15 months
IGP V	BH	15 months
IGP 1 / GPR 1	BH	18 months
IGP 2 / GPR 2	IGP 1 / GPR 1	19 months
IGP 3 / GPR 3	IGP 2 / GPR 2	20 months
FH- V	BH	15 months
FH 1	BH	18 months
FH 2	FH 1	19 months
IGP FH	FH or FH 2	20 months
TR / FPR 1-2-3	BH	15 months
OB . UPR 1-2-3	BH	15 months
STP 1-2-3	BH	15 months
AD	BH	16 months

USCA does not offer protection only titles.



THE UNITED SCHUTZHUND CLUBS OF AMERICA
IGP Working Dog Trial Rulebook

Version 3.0
Effective 5.2021



In addition to the titles listed below USCA also offers WUSV /IRO accepted RH 1 and RH 2 titles. RH rules are available in a separate rule book. Look for links to the current RH Rules on the USCA website.

The GPR 1-2-3 consists of the obedience and protection phase of IGP. The GPR are performed and evaluated under the same corresponding rules for IGP.

The exercises for TR / FPR (tracking only) 1-2-3 and OB / UPR (obedience 1-2-3 are performed and evaluated under the same corresponding rules for IGP tracking or obedience. OB and TR titles may be done in any order, they do not have to be completed in sequence 1-2-3. TR and OB titles may be combined and done with the same dog at a trial. A dog may not exceed 3 phases / points in any single trial and may only enter for one (1) working title per trial (IGP, FH).

All dogs entered into a USCA trial must be presented in good health and physical condition, it is the judges' decision to prevent entry or DQ any dog not meeting these requirements.

Females in Season (heat) may participate in an event / trial but they must be shown separately from the other handlers and dogs. Every effort should be used to keep them separate for other entries. In phase "A" tracking they will draw and track with all other dogs entered in the trial. But in phase "B" and "C" (obedience and protection) they will be shown after all other entries have completed the trial. Females in season should not be allowed to practice on the trial field immediately before the trial. They may be allowed practice time at the end of the trial after all other competitors have finished and before they show in "B" and "C".

Females who are visibly pregnant or who are nursing or have puppies with them, may not be trialed specifically from the 19th day after the first day of the breeding. This is valid until they complete the 12 week after the day of birth. Entry between the 8th and 12th week may be possible with the decision of the judge for the trial based on the dogs overall health and appearance.

Sick or dog suspected of contagious diseases or that have been drugged in order for them to compete or dogs using, showing with braces, injury or bandages may not compete.

Social Compatibility

All dogs at any time during the event (before, during or after its performance) that show overly aggressive or dangerous behavior as determined by the judge or by a USCA official and reported to the judge or any dog that attacks a person or another dog will be disqualified. All points will be withdrawn and the dog will be disqualified (DQ). The reason will be noted in the scorebook and on the trial paperwork. A report will also be submitted to the Director of Judges to determine if the DQ should be referred to the USCA Judges Committee and sanctioned under the USCA Dog Aggression Policy and suspended or otherwise sanctioned. Any dog that has been DQ for aggression or out of control in a dangerous manner must repeat the BH before being allowed to enter another trial at any level.

Any dog DQ for aggression must have the entry in the scorebook and on the trial paperwork DQ for Aggression and must repeat BH test.



THE UNITED SCHUTZHUND CLUBS OF AMERICA

IGP Working Dog Trial Rulebook

Version 3.0
Effective 5.2021



Liability

The owner and/or handler is responsible for any damage, personal injury caused by their dog. Therefore they must have liability insurance or be financially able to cover all expenses.

Written Test

All first time handlers must pass a written test provided by USCA, This test will be periodically changed and is based on basic general knowledge and safety required of a handler to enter a trial. This test is often referred to as the “BH Written test” but is also required for a new handler entering and handling a titled dog in a trial for the first time. Examples are – a first time handler entering their dog that they have trained for the BH, a new handler entering for the first time with a previously titled dog. The written test is only required one time for a new handler.

Vaccinations – all dogs must be properly vaccinated as required by local laws. The hosting club has the right to request proof of vaccination with entry.

Pulling a dog for injury / sickness – a dog may be pulled from continuing to compete in a trial due to an injury or sickness. The handler may make the request to pull the dog from further competition to the trial secretary or the judge. The judge has the final decision and may request a veterinarian excuse to validate the injury or sickness. The certificate must be presented to the judge within four (4) days after the trial. The judge has the right to ask the handler to present the dog for evaluation by the judge regardless of if a veterinarian excuse is provided. If the request is granted and/or the veterinarian certification is presented the entry into the scorebook will be “Terminated due to injury / illness” if no certification is presented or the judge does not agree to the handlers request an entry into the scorebook will be “Insufficient due to termination” and may also be considered unsportsmanlike behavior.

Awards

At club level trials it is the decision of the club to present awards and for what levels etc. In the situation of an overall total tying score the dog with the highest score in phase “C” is the winner, if phase “C “ is the same then the dog with the highest score in phase “B” is the winner, if the phase B is the same the highest score in phase A is the winner. In the event of a complete tie score in all phases the hosting club may award co-champions or the dog first earning its title or the younger dog or dog with least number of titles may be selected as champion. This is decided by the host club at club events and by the host organization USCA (Head Judge of the event or Director of Judges and Judges Committee).

Working Titles and awards USCA only

USCA has specific programs to award members and dogs for their accomplishments earned as USCA members at USCA Events. These are the IGP 3 Club, Sports Medals bronze, Silver, Gold and Masters, Working Title, Youth Handler. Please check with USCA for additional information.



THE UNITED SCHUTZHUND CLUBS OF AMERICA

IGP Working Dog Trial Rulebook

Version 3.0
Effective 5.2021



Scorebooks

Each dog shall only have one (1) scorebook issued to it. The scorebook must be a USCA or an accepted USCA scorebook from a WUSV member organization or a recognized partner of USCA.

Scorebooks are issued to the dog not the member and should follow the dog if ownership is changed.

Identity and Temperament Check

All dogs entered into a USCA trial must pass an identity check. This may be a tattoo or a microchip. The Identity check may be performed by the judge or under the judges supervision by their designated person (trial secretary, host member, handler) But at all times the judge must be evaluating the dogs behavior during the identity check for overall temperament and social compatibility.

The Temperament check

The Temperament check should not be a systematic evaluation. It should not always follow the exact same pattern or routine so as not to allow a dog to be trained for the temperament test. The test is an evaluation of the dogs' natural temperament not the trained behavior. The test should consist of interaction with people and surroundings without any obedience commands in order to access the dogs' natural behavior. The test may include other distractions such as cars, bikes, other dogs. At any time during the trial the judge may request to touch the dog if he/she determines the need to do so to further test the dogs' temperament. It is always up to the judge to determine how the test is performed. The basic evaluation should be done in an "everyday setting". The dog should not be challenged. The overall temperament test is not only at the start of the trial but continues throughout the trial and a dog may be disqualified (DQ) at any time for failure of the temperament test. Gunshots are part of the temperament test during the trial and may be repeated at the judges' decision. The BH does not have gunshots and therefore should not be paired with an IGP entry on the field at the same time.

Results of the temperament test:

Positive = passed – examples are dog is self-confident, calm, secure and attentive, impartial and attentive to its handler.

Borderline = requires additional attention and may be allowed to continue and passed based on overall behavior during the trial. The dog is unsteady, but not aggressive and remains balanced throughout the trial. The dog may be slightly agitated but is able to become more calm throughout the test or trial.

Fail = may not participate in the trial. Dogs that are insecure, frightened, overtly stressed, avoid/move away from people, nervous, aggressive, fear biter.

Any dog that fails a temperament test must have that recorded in its scorebook.

Gun Sureness – Gun Shy = a dog that reacts negatively to the gun shot during a trial. The dog that runs, shows fear, stress, tries to leave, unable to follow commands after the gun shot. It is important that if the reaction to the gun shot is a loss of overall control or the dog returns to the handler from the long down that the judge the dog to determine if this is training fault or the natural temperament of the dog. This will determine if the dog is allowed to continue or be disqualified (DQ) temperament /gun shy.



THE UNITED SCHUTZHUND CLUBS OF AMERICA

IGP Working Dog Trial Rulebook

Version 3.0
Effective 5.2021



TSB – protection Phase “C”

The TSB evaluation should describe the temperament characteristics of the dog under stress during the protection work. The TSB does not necessarily reflect the dogs overall points score. The TSB is important regarding the breeding traits of the dog.

A TSB rating is entered into the scorebook and trial paperwork if the dog has completed at least one fighting (gripping) exercise (has at least attempted the escape exercise)

The TSB evaluates the “Drive”, Self Confidence and “Stress tolerance” of the dog.

TSB = pronounced (a’) is given to a dog that displays a strong willingness to work, clear instinctive behavior goal orientated determination, self-confident, ability to withstand stress

TSB = sufficient (vh) is given to a dog that is slightly restricted in its willingness to work, hesitation to engage, lesser self-confidence and/ or lower ability to handle stress

TSB = insufficient (ng) is a dog that is unwilling to work (engage) lacks instinctive behavior, self-confidence and insufficient stress tolerance (does not engage or leaves)

Commands

Commands may be given in any language but must be consistent to using the same command for the same behavior. All exercises must begin with a command with the exception of defense exercises in the protection phase where the dog reacts to the helpers’ threat without command.

When recalling the dog the dog’s name may be used instead of a recall command but using both name and command is a fault / double command. The exception to this is in protection where the blind search may be executed by using a send command the dogs’ name and a recall command (example search – dogs’ name – recall for each blind) or for the call out of the blind the command “heir fuss / come heel” as examples may be used as long as they are used together without pause between words (as a single word).

The start of all exercises must be after the judges’ signal, failure to follow this and start the exercise on your own may result is faults and deductions.

Discipline / Disqualification / Termination

The Trial Secretary is responsible to organize the trial, the judge has final decision.

The judge is authorized to terminate / stop or suspend the trial if the order and safety of the event is compromised in any way. Violations by the handler/s or organizing host club that are against the rules, regulations or unsportsmanlike conduct will lead to disqualification or termination. Video recordings for evidential purposes are not permitted. The provisions of the disciplinary regulations of USCA are enforced.

Disqualification

All points awarded up to that point of disqualification (DQ) will be deleted. No points or ratings will be entered into the scorebook. There will not be an evaluation. It is not permitted to show the dog in any other phases it has not completed. In the scorebook the reason for the disqualification has to be written by the judge.

Addition information on Disqualification (DQ) is at back of rulebook



THE UNITED SCHUTZHUND CLUBS OF AMERICA

IGP Working Dog Trial Rulebook

Version 3.0
Effective 5.2021



Common Reasons for Disqualification (DQ)	
Dog picks up and will not release or eats an article at tracking	Disqualification for disobedience
Dog chases game, refuses to track	
Dog leaves the working field and/or does not return after three(3) commands from the handler (at the judges' discretion based on liability or danger)	
Dog is not under control of the handler. Examples: dog will not return to handler, dog is out of control and handler is not able to control the dog with 3 or less commands in any phase.	
Dog grips / bites the helper anywhere except on the protection sleeve.	
Dog bites any human or dog at the event to include the handler, judge, spectators	
Dog is overly aggressive towards humans or other dogs	
Dog is not neutral during the temperament check (unstable, aggressive)	Disqualification for unsportsmanlike behavior
Handler displays unsportsmanlike behavior, does not follow the judges direction. Does not follow the trial rules. Holds the dog by collar (except Long Bite)	
Handler commits fraud, animal cruelty or abuse	

Termination

With a termination, all points awarded up to the point of termination are awarded, to include the points of the phases that have been completed. The total of points reached up to the point of termination are entered in the scorebook. If the dog is terminated in phase C, phase C is to be evaluated with 0 points, the points reached in sections A and B are retained and recorded. Additional termination information is available in USCA Variances and trial information section.

Common reasons for termination
Dog will not start track after 3 commands or stops tracking
Dog leaves the track by more than 10 meters (handler leaves the track)
Dog does not complete the track in the given time limit
Dog leaves the helper, will not engage
Dog fails a protection defense exercise
Dog does not find the helper after 3 attempts / commands to direct the dog to the find blind

Evaluation

The evaluation of the performance is noted with ratings (qualification) and points. The rating (qualification) and the corresponding points must reflect the quality of the respective exercise.



THE UNITED SCHUTZHUND CLUBS OF AMERICA
IGP Working Dog Trial Rulebook

Version 3.0
Effective 5.2021



Point table

Highest points	Excellent	Very good	Good	Satisfactory	Insufficient
5	5.0	4.5	4.0	3.5	3.0 – 0
10	10.0	9.5 - 9.0	8.5 - 8.0	7.5 - 7.0	6.5 – 0
15	15.0 - 14.5	14.0 - 13.5	13.0 - 12.0	11.5 - 10.5	10.0 – 0
20	20.0 - 19.5	19.0 – 18.0	17.5 – 16.0	15.5 – 14.0	13.5 – 0
30	30.0 – 29.0	28.5 – 27.0	26.5 -24.0	23.5 – 21.0	20.5 – 0
35	35.0 – 33.0	32.5 – 31.5	31.5- 28.0	27.5 – 24.5	24.0 – 0
60	60.0 – 58.0	57.5 – 54.0	53.5 – 48.0	47.5 – 42.0	41.5 – 0
70	70.0 – 66.5	66.0 – 63.0	62.5 – 56.0	55.5 – 49.0	48.5 – 0
80	80.0 – 76.0	75.5 -72.0	71.5 – 64.0	63.5 – 56.0	55.5 – 0
100	100 – 96.0	95.5 – 90.0	89.5 – 80.0	79.5 – 70.0	69.5 – 0
200	200-192	191 -180	179 - 160	159 - 140	139 - 0
300	300 -286	285 -270	269 -240	239 -210	209 -0

Calculation of percentage

Evaluation	Awarded percentage	Deduction
Excellent	= at least 96 %	or up to minus 4 %
Very Good	= 90 to 95 %	or minus 5 to 10 %
Good	= 80 to 89 %	or minus 11 to 20 %
Satisfactory	= 70 to 79 %	or minus 21 to 30 %
Insufficient	= 69 % or below	or minus 31 to 100 %

Individual tests

During the evaluation of a particular phase only full points are to be awarded. However with individual exercises, partial half points may /can be used by the judge for evaluation. For final results if points are awarded with partial levels, then they can be either rounded up or down based on the judges' overall evaluation in the rating category. A passing score is a minimum of 70% of the maximum possible score.

BH Test

All dog owners must provide evidence that they have successfully passed the written examination.

Dogs of all breeds and sizes are accepted. The minimum age of the dog to enter a USCA trial is 15 months..

Dogs that do not earn the required 42 points or more (70%) of the points available in Part "A" (Obedience) are not allowed to continue to be evaluated in Part "B" (Traffic Portion) The Part "A" obedience phase is passed if the dog earns 42 or more points out of the available 60 points (70%). The part "B" (traffic safety) is a temperament evaluation



THE UNITED SCHUTZHUND CLUBS OF AMERICA

IGP Working Dog Trial Rulebook

Version 3.0
Effective 5.2021



of the BH and is a pass/fail examination. It is the judges' decision how the part "B" portion of the test is performed and evaluated. Passing the part "B" is done if all exercises were considered sufficient by the judge. Points are not announced the BH is a Pass or Fail examination. At the request of the hosting club, the BH may be placed in order of overall performance for an award ceremony. The results of the BH examination must be entered in the official trial paperwork and the scorebook regardless of the outcome of the examination (pass or fail).

Description of the BH (companion dog test) with traffic safety

There is no gun sureness test in the BH.

Obedience (part A)

1. Heeling on leash = 15 points
2. Heeling off leash = 15 points (the heeling off leash does not include group or the additional two (2) right turns and about turn). See diagrams
3. Sit Exercise = 10 points. The sit may be performed with the handler in motion or the handler may stop for a 3 second pause and command the dog to sit, then proceed fifteen paces (15) away from the dog and return to the dog on the judges' signal.
4. Down with recall = 10 points. The down portion of the exercise may be done with the handler in motion or the handler may stop for a 3 second pause and give the down command then proceed 30 paces away and recall the dog on the judges' command.
5. Long down under distraction = 10 points. The handler unleashes the dog and places the dog in a down position and then leaves the dog at about 30 paces or the judges' signal. The handler must remain with their back to the dog during the exercise (the exercise is performed while another dog completes its obedience routine). On the judges signal the handler returns to the dog and with a single command brings the dog to a sit in the basic position and then leashes the dog.

Traffic Safety Examination (part B)

The exercises listed below are conducted in a suitable public area outside / off of the training field. The judge and the trial secretary determine where and how the traffic exercises will be conducted (parking areas, streets).

The implementation of this part of the examination requires a neutral area away from the trial field. Points are not given for the individual exercises of part B. During Part B the overall impression of the dogs temperament about the dog moving in the traffic / public interaction is most important. The exercises described below are suggestions and can be modified individually to the local conditions by the judge. The judge is may repeat or vary any exercise in case of doubt in the assessment of the dogs temperament.

The following exercises represent a minimum requirement and can be modified by the judge.



THE UNITED SCHUTZHUND CLUBS OF AMERICA

IGP Working Dog Trial Rulebook

Version 3.0
Effective 5.2021



Encounter with a group of people

At the instructions of the judge, the dog handler, with his dog, walks toward a group of people (as if out for a walk in public). The judge follows / watches the team at a reasonable distance. Without formal commands the dog is to follow on the dog handler's left side on a loosely hanging leash – with the shoulder at the knee height of the dog handler (loose lead informal heel). The dog must be neutral /unbothered/ indifferent to the people, traffic and to the environment. During the walk the dog handler will pass people and will be stopped by a stranger. The dog has to show itself in a neutral manner (without stress / aggression etc.). The handler and the dog continue through a relaxed larger group of people (recommended more than 6 persons), in the larger group of people a person interacts with the dog handler and greets them with a hand shake and short discussion. The dog has to sit, down or stand beside the dog handler and has to remain neutral, quiet during the short conversation.

Encounter with a bicyclist

The dog is walking along a road /path with his dog handler and is passed by a bicyclist from behind who rings a bell. After passing the dog by a good distance, the cyclist turns to again pass the dog handler and dog. There will be another bell ring. The bike passing has to be done in such a way that the dog is between the dog handler and the bicyclist passing by. The dog has to see the bicyclists.

Encounter with cars

The dog handler walks past several cars or a car running or a car driving past the dog. The dog and handler interact with the car and driver when a car stops by them. The horn should be honked. The driver may roll down the window and interact with the dog and handler. The dog has to stand, sit or lie down by the handler during this interaction. The dog has to be quiet and neutral to the cars and all traffic noises. The judge may modify this as needed.

Encounter with jogger or skater

The dog handler walks along a road / path with his dog. At least one jogger / skater or more pass him without slowing down and after passing the handler and dog the jogger / skater (s) will turn and pass again on the opposite side. The dog does not have to be in correct (formal) heel position, but he must not bother (remain neutral) the passing joggers. It is permitted to have the handler place his dog in a stand, sit or down position during the encounter.

Interaction with other dogs

In the case of passing or encountering another dog and his handler, the dog is to remain neutral. The handler may give and repeat the command "Fuss/Heel" or place the dog in a stand, sit or down position.

Behavior of the tethered dog (tied out), which is left alone in the short term and behavior towards animals

At the instruction of the judge, the dog handler stops and attaches the leash to a fence, wall or something similar. The dog handler goes out of sight. The dog may be left



THE UNITED SCHUTZHUND CLUBS OF AMERICA

IGP Working Dog Trial Rulebook

Version 3.0
Effective 5.2021



standing, sitting or lying. During the absence of the dog handler, a passer-by (pedestrian) passes the dog with a dog at a lateral distance of about five paces away from the test dog. The dog left alone has to be quiet and calm (neutral) during the absence of the handler. The dog used to walk by must be a neutral dog (no dog aggressive dogs are to be used) and will pass by the other dog/s left tied out at least one time (judges' decision).

A dog showing aggression (strong pulling on the leash, continuous barking, hackles, barring teeth) will be disqualified (DQ) for behavioral / temperament faults.

At the direction from the judge, the dog or dogs are picked up by their handlers. Note: It is up to the judge to decide whether to carry out the individual exercises with each dog at the same location, or to have all the test dogs complete only a few exercises and then to go to another location and proceed there as well away from the trial field or in a public place (if it is reasonably close as not to impact the length of the trial).

Phase A – Tracking. General Rules

Strange track = Stranger Tracklayer Own track = Handler Tracklayer	IGP-1	IGP-2	IGP-3	IFH-V	IFH-1	IFH2	IGP-FH
Track layer	Handler	Stranger	Stranger	Handler	Stranger	Stranger	Stranger
Minimum Length	300 Paces	400 Paces	600 Paces	600 Paces	1200 Paces	1800 Paces	2 x 1800 Paces 2 Different tracks, 2 different track layers. On 2 different days.
Legs	3	3	5	5	7	8, of which 1 is a semicircle with 30m Radius	8, of which 1 is a semicircle with 30m Radius



THE UNITED SCHUTZHUND CLUBS OF AMERICA

IGP Working Dog Trial Rulebook

Version 3.0
Effective 5.2021



Corners	2	2	4	4, of which 3 are right angles, the last angle is executed as an acute	6 Right angles	7 of which at least 2 acute angles (30-60 degrees)	7 of which at least 2 acute angles (30-60 degrees)
Distance between the corners	Minimum 50 Paces	Minimum 50 Paces	Minimum 50 Paces	Minimum 50 Paces	Minimum 50 Paces	Minimum 50 Paces	Minimum 50 Paces
Articles Point values	3 (Handler uses own articles) 3 x 7 Points each	3 (Stranger's articles) 3 x 7 Points each	3 (Stranger's articles) 3 x 7 Points each	3 (<u>Handler's articles</u>) 3 x 7 Points each	4 (Stranger's articles) 3 x 5, 1 X 6 Points each	7 (Stranger's articles) 7 x 3 Points each	7 (Stranger's articles) 7 x 3 Points each
Placing the articles	1st on the first leg, 2nd on the second leg and 3rd at the end	1st on the first leg, 2nd on the second leg and 3rd at the end	1st on first or second leg but a minimum of 100 paces from start, 2nd on the instruction from the judge, 3rd at the end.	1st on first or second leg but a minimum of 100 paces from start, 2nd on the second or third leg, 3rd at the end.	1st a minimum of 100 paces from the start, 2nd and 3rd according to the track Layer sketch, 4th at the end.	1st a minimum of 100 paces from the start, 2nd – 6th according to the Track layer sketch (2 articles on one leg is permissible), 7th at the end.	1st a minimum of 100 paces from the start, 2nd – 6th according to the Track layer sketch (2 articles on one leg is permissible), 7th at the end.



THE UNITED SCHUTZHUND CLUBS OF AMERICA
IGP Working Dog Trial Rulebook

Version 3.0
 Effective 5.2021



Dimensions of all articles in CM and inches	Length: 10cm (4") Width: 2-3cm (3/4" – 1 1/4") Height: 0,5-1cm (1/4 -1/2")						
Aging Time	20 Min.	30 Min.	60 Min.	90 Min.	120 Min.	180 Min.	180 Min.
Working Time Maximum	15 Min.	15 Min.	20 Min.	20 Min.	30 Min.	45 Min.	45 Min.
Cross track timing..	-----	-----	-----	-----	30 minutes before the start	30 minutes before the start	30 minutes before the start
Prerequisite	BH /VT	IGP 1	IGP 2	BH/VT	BH/VT	IFH- 1	IFH- 2



THE UNITED SCHUTZHUND CLUBS OF AMERICA

Working Dog Trial Rulebook

Version 3.0
5.2021



IGP-V

	IGP-V
	Handler lays the Track
Minimum Length	200 Paces
Legs	2
Corners (Right angles)	1
Ageing Time	Work the Track Immediately- no age
Working Time Maximum	10 Minutes
Articles	2 Belonging to the Handler
Dimensions of articles in CM	Length 10 cm Width 2-3 cm Height 0.5-1 cm
Rating:	Working the track: 79 Points Articles: 21 Points
Prerequisite	BH-VT

Additional information for IFH 1- IFH 2 and IGP FH

The cross track must be laid by a different person than the initial tracklayer. The cross track shall not be laid within 40 paces before or 40 paces after a corner, or across the first or last leg. It must be laid so that the track is not crossed below a 60 degree angle and must cross the track twice. The dog is allowed to check cross tracks if he does not leave the actual track. If the dog leaves the track to follow the cross track and then follows more than one leash length, the track work must be terminated.

Additional information for the IFH 2 and IGP FH

The dog handler is allowed to ask the Judge to briefly interrupt the track work if he believes that he or his dog needs a short break due to physical condition and weather conditions (e.g., high heat). The pause taken shall be counted towards the available time to work the track. The dog handler is allowed to clean the dogs head, eyes and nose during a break or while at an article. For this purpose, the dog handler can carry a wet cloth or a wet sponge. The cloth or sponge must be shown to the judge before the start of the track. No other tools are allowed.

Tracking Grounds

Tracks may use all natural soils such as e.g. Grass, plowed dirt and forest floor. In all trial levels adaptation of the tracks to the available tracking-grounds is possible with the judge's approval and that all tracks in the same level are similar. Tracking on snow is to be avoided.

Laying the tracks

Additional information is available in the USCA Tracklayers Program.

The performance judge or the Tracking Coordinator shall determine the course of the track depending on the existing terrain (tracking in snow should be avoided). At IFH-1, IFH-2, IGP-FH, the track layer provides or receives a track sketch from the judge or the tracking coordinator. It includes terrain features (e.g., trees, wire poles, huts, etc.). The judge / tracking coordinator



THE UNITED SCHUTZHUND CLUBS OF AMERICA

Working Dog Trial Rulebook

Version 3.0
5.2021



supervise the laying of the tracks and instruct the track layers. The tracks can be laid differently; corners and articles should not be at the same position or at equal distances for each track. The scent pad of the track must be marked by a flag which is placed directly into the ground to the left of the scent pad. The track layer stays briefly at the scent pad and goes in natural stride with normal steps in the directed direction. When laying the track, make sure that they are placed in natural gait. The corners are also set in normal gait, it must be noted that a continuous track allowing the dog to work in a normal consistent speed must be possible. Corners are laid with the inside of the corner making a 90 degree turn, either the “T” method or angled (45 degree) outside footprint are correct (see diagram at back of rulebook). Help by the track layer by unnatural gait, scuffing or stomping is not permitted in the entire area of the track. Articles are not to be placed within 20 paces before or after the corner and must be on the track (do not have to be exactly in the footstep but recommended). After dropping the last article, the track layer must continue at least 10 paces in a forward direction to end the track.

The handler and dog must not be able to watch the track being laid.

The order of the participants is determined with a draw after laying the tracks in the presence of the Judge.

Articles

Articles may not differ significantly in color from the terrain. The Articles must be shown by the dog handler (IGP-V, IGP-1, IFH-V) track layers (IGP-2, IGP-3, IFH-1, IFH-2, IGP-FH) before laying the track to the performance judge or tracking coordinator. Only articles that the tracklayer has carried for a minimum of 30 minutes may be used. Articles must be laid on the track either in-between or in the footsteps.

Within a track the articles must be made of different materials (e.g., leather, textiles, wood). In the case of Championships and FH examinations, the articles must be numbered. These numbers must be the same as the track number.

Indicating the articles

The indicating out can be done sitting, lying down and standing, or alternating. The articles must be indicated convincingly without the help from the dog handler. Once the dog has indicated the article, the dog handler drops the tracking line or puts it down, goes directly to the dog, picks up the article and displays it to the judge. This can be done either on the left or on the right side of the dog but the restart must be done from the side the article is shown. The dog must be calm in this position. The indicating must be done in the direction of the track. Slightly crooked lying down, sitting or standing to the article is not faulty. The article must lie directly in front of, or between the front paws but not touching / playing with the article. The dog must remain calm in the position until restarted on the track. Articles that are found with strong help by the Handler are considered to be overrun / not indicated. After the articles are shown to the judge, a re-start is made with a command to track, the handler must be facing the direction of the track alongside the dog (not behind), standing upright at the restart of the tracking, any pointing or leaning down to the dog is faulty.

Picking up or retrieving the article

The presentation of the retrieved article also effects overall indication of the articles. The dog may stop after picking up, sit down or retrieve the article. Picking up the article and lying down is faulty, as well as going forward with the article. During the retrieve of the article, the handler must stay at the end of the leash. The restart occurs where the dog handler picks up the article.



THE UNITED SCHUTZHUND CLUBS OF AMERICA

Working Dog Trial Rulebook

Version 3.0
5.2021



Missed or not indicated articles

If an article (1) is not indicated/ found by the dog and it cannot be found by the track layer, there is no point deduction (the dog receives full points for the article). In the event that several articles are not found, the dog handler is offered a re-track. If he does not accept a re-track, all of the articles not found are considered as not indicated and no points are awarded for the articles (0 pt. per article).

This rule does not apply to IGP-1, IGP-V and IFH-V where the handler lays the track. In these cases when an article is not found by the dog or by the dog handler, no points (0 points per article) are earned for these articles.

Tracking with a tracking or free tracking

The dog can track on a 10 m (or 33') long line. A check of the line length, the collar or the harness by the Judge must be carried out before the start of the track work (may be done at the time of reporting in). Flexible Leashes are not permitted. The track line can be over the back, on the side of the dog or between the front and / or rear legs. It can either be attached directly to the loose fitting collar or to the attachment ring of the harness (chest or Böttger harness without additional straps). If a harness is used, make sure that the back strap does not extend beyond the last rib of the dog. The tracking line may sag during the track, but the required distance from the dog must not be seriously shortened. Ground contact of the line is not faulty.

Free Tracking - When tracking off leash, the distance of at least 10 meters must be kept.

Report in / out for tracking

When reporting in to start the track the handler must be prepared to track with the tracking line correctly attached to the dog (the line may not be looped through the collar, it may be held short or an additional short leash may be attached, the line has to be laid out (dragging) behind the dog and if a harness is to be used it must be on the dog and the line attached). The handler and dog in the basic position report into the judge and the handler must indicate whether his dog retrieves or indicates the articles. The dog is allowed to be on a short line up to about 2 meters before the start (leash or holding the tracking line short, but not looped through or around the dog or collar). All compulsion is to be avoided before and during the entire track. At the instruction of the judge the dog is led to the scent pad and started. Restarts are not allowed (except 1 time in the FH), the handler must remain at the scent pad and the dog must start the track with 3 or fewer commands. A short sit of the dog in front of the scent pad (approx. 2 meters away) is permitted so the tracking line can be brought to the position desired by the handler (attachment of the harness, line between front and/or rear legs). After completion of the track work, the articles found must be shown to the judge. Playing or feeding after indicating the last article, before checking out and receiving the score or on the tracking grounds is not permitted. The checking out must take place in the basic position. After this, the short line can be put on the dog.

Working the track

The dog must be given a verbal command to start tracking at the scent pad. Failure to give a tracking command is faulty and will cause a point loss. The handler has three (3) commands to start his dog on the track. The second and third command are faulty and will lead to a deduction taken from the evaluation of the first leg of the track.



THE UNITED SCHUTZHUND CLUBS OF AMERICA

Working Dog Trial Rulebook

Version 3.0
5.2021



The dog must take the track calmly and with a deep nose and then continue to work the track with a high level of intensity (hunting), consistent and even speed (providing that the difficulty and terrain is consistent, difficulties may affect speed and may not always be considered faulty). The dogs overall speed is not a factor as a faulty behavior as long as the dog continues to track in a convincing and intensive manner. Stress, insecurity, lack of intensity are all considered to be faulty.

The start and the start off of articles must be done with the handler giving a single command to track, the handler should be standing upright with hands above the knee (not pointing) and facing the direction of the track. Slack (loose leash) is permitted as long as it does not significantly shorten the distance between the dog and handler.

The scent pad is not time dependent but the behavior of the dog during the first part of the first leg will allow the judge to evaluate how intensely the dog takes up the track and scent (difficulty in the start of the first leg may be an indication of the dog not properly using the scent pad to take the scent of the track).

If the dog is caught in the tracking line the handler may ask the judge to down the dog to untangle the line from the dog with no point deduction. The handler must return to the end of the tracking line to restart the dog, if the dog restarts correctly there is no point deduction.

Only for IFH-1 / IFH-2 / IGP-FH

If the handler has the impression that the dog has not correctly taken the track, he is free to recall the dog and restart again. This is only allowed once and only if the handler has not left the scent pad yet. This is a mandatory deduction of -4 points.

Corners

The dog must work out corners confidently. Circling at the corner is faulty. A head check without leaving the track is permitted. After the corner, the dog must continue with the same intensity and at the same speed. Through the corner, the handler must maintain the same distance. He does not have to follow the track (may swing out to keep the line from going slack). However, the handler is not permitted to leave the track (swing out) until the dog has changed direction and is committed to the next leg.

Praise

An occasional praise on the track is at all trial levels are allowed, excluding IGP-3, IFH-1, IFH-2 and IGP-FH, but not in the corners (dogs body length before and after the corner). In addition, a short praise at the article is permitted in all levels. This can be done before or after the display of the article, but not both. Restart from an article must be performed from the same side the article was shown to the judge, with the handler standing upright and a verbal command.

If the dog leaves the track and is held back by the dog handler, the judge will instruct the handler to follow the dog. If the judge's instruction is not followed, the tracking work must be terminated. If the end of the track is not reached within the maximum allowed time, specified in the individual levels, the tracking work is terminated by the Judge. This does not apply if the dog is on the last leg of the track for FH1, FH 2 and IGP FH. The performance shown (points earned) until termination are evaluated. If the dog quits tracking (stays in the same place without working, lifting its head etc.), the track can be terminated even if the dog is still on the track and the available time for the working the track has not yet expired.



THE UNITED SCHUTZHUND CLUBS OF AMERICA

Working Dog Trial Rulebook

Version 3.0
5.2021



If during the tracking work wild game appears, and the dog follows his hunting instinct, the handler may attempt to prevent the dog from following by giving the dog the command to down. On the judge's signal, the tracking work will continue with the handler giving the command to track from the end of the tracking line. If the dog fails to continue tracking the dog is to be disqualified. Rating: Disqualification for disobedience.

Additional evaluation criteria

Responsibilities of the judge

The assessment of each leg depends on the length, the terrain and the weather conditions, and is based on the title. The judge and all accompanying persons may not be in the tracking area where the dog and handler have the right to track (10 meters radius around the handler and 10 meters distance to the next track), the dog must not be disturbed by either the track layer or the judge (unless in extreme conditions the judge must be closer to evaluate / see the performance).

The judge must not only look at the dog or the dog handler, but must also take into account the terrain, the weather, possible distractions and the time. The judge must base his assessment / evaluation on the totality of all influencing variables. The assessment is to be carried out taking into account the following criteria.

Tracking (example: motivated behavior of the dog with constant intensity and consistent speed before and after the corners, as well as before and after indicating the articles).

Training level of the dog (example: hectic approach or work on the track, stressed behavior, avoidance).

Handler carrying aids that are not permitted

Difficulties in working out the tracks: tracking conditions (vegetation, sand, soil, terrain changes, manure), wind conditions, weather (heat, cold, wet).

The evaluation (judging) of the tracking performance begins at the scent pad marked by a "flag". Examples of faults at the scent pad are, touching the dog, overtly strong or additional commands, praise, no start command etc.). The judge must assess how the handler starts the track and evaluate the dogs natural work attitude, stress, training, tracking (hunt) drive/desire to work, confidence, natural working temperament, sureness or uncertainty, insecurity of the dog in its work.

Deductions for all tracking levels

If the dog stops tracking by falsely indicating an article and the dog handler does not go to the dog but gives an extra command at the end of the tracking line "Such" -> -2 points. In IFH-2 / IGP-FH - 1 point

If the dog stops tracking by falsely indicating an article and the dog handler goes to the dog, and gives the tracking command at the side of the dog "Such" -> -4 points. In IFH-2 / IGP-FH - 2 points

Urinating or defecating (up to -6 pt.), wandering, circling at the corners, continuous handler help, encouragement, line or verbal help in the track or at the articles is faulty and deducted accordingly.



THE UNITED SCHUTZHUND CLUBS OF AMERICA

Working Dog Trial Rulebook

Version 3.0
5.2021



Phase B **Obedience**

Basic Requirements

Attitude

Self Confidence

Outgoing, motivated work

Concentration, attention

Harmony of the team

Technical Correctness

Position / Accuracy

Willingness / Execution /Speed

Before the start of the Obedience Phase (B), the Judge must check the field and the equipment to be used during the trial (Examples: Jump, Wall, Dumbbells and field markings) to ensure they meet the requirements in the IGP regulations.

When assessing each exercise, the dog's behavior must be carefully observed, starting with the basic position until the end of the exercise. Correct position is straight in front position, always parallel to the handler in basic position or heeling, as close as possible without touching or crowing the handler.

Execution of Commands

If a dog does not perform an exercise after the third given command, the exercise must be terminated without evaluation, 0 pts. (If the handler is unable to get the dog to the basic position to start the next exercise with three (3) or fewer commands or the dog refuses to go with the handler the Obedience Phase is terminated). When recalling, the name of the dog can be used instead of a recall command. The name of the dog in connection with any command is considered as a double command.

The reaction of the dog to the command

The dog should perform the exercise quickly, with accuracy and attention to the handler and without stress on the handler's command. Any behavior by the dog that shows anxiety or stress is faulty.

Additional Commands

If the dog does not execute an exercise after the second additional command (3 total commands), the exercise will be rated with 0 points. If the dog executes an exercise with two additional commands, the exercise is rated max high Insufficient.

1st additional command = Satisfactory for that part of the exercise

2nd additional command = Insufficient for that part of the exercise

Example: 5 points for the partial exercise (down with recall- down =5, recall = 5 total exercise = 10 pt)

1st Additional Command: "Satisfactory" rating from that portion of the exercise = -1.5 points



THE UNITED SCHUTZHUND CLUBS OF AMERICA
Working Dog Trial Rulebook

Version 3.0
5.2021



2nd Additional Command: “Insufficient” rating from that portion of exercise = -2.5 points

If the dog executes an exercise without a command that part of the exercise is to be rated “Insufficient”.

Distribution and Point values of the exercises in the individual levels

Exercise	IGP-1	IGP-2	IGP-3
Heeling	15 Points	15 Points	15 Points
Sit out of motion	10 Points	10 Points	5 Points
Down with recall	10 Points, From a Walk	10 Points, From a walk	10 Points From a Running Pace
Stand out of motion		5 Points From a Walk with pick up	10 Points From a running pace with
Retrieve on the Flat	15 Points	10 Points	10 Points
Retrieve over the 1 Meter Jump	15 Points	15 Points	15 Points
Climbing over the Scaling wall	15 Points A climb without retrieving	15 Points Climbing both ways with retrieve	15 Points Climbing both ways with retrieve
Send Out with Down	10 Points	10 Points	10 Points
Down under Distraction	10 Points	10 Points	10 Points
Total	100 Points	100 Points	100 Points

Exercises in IPO V

Exercise	IGP- V	
Heeling on Leash	30 Points	
Free heeling	20 Points	
Sit out of Motion		
Down with recall	15 Points	
Retrieve on the Flat	15 Points	
Jump over a hurdle (80 cm)	10 Points	
Down under Distraction	10 Points	
Total	100 Points	



THE UNITED SCHUTZHUND CLUBS OF AMERICA

Working Dog Trial Rulebook

Version 3.0
5.2021



Note

At the beginning of Phase B (Obedience) the handler reports in with his dog to the judge. This is done with a dog on leash, except in IGP-2, IGP-3 where it is done off leash.

Start and end of an exercise

The handler should look to the judge for permission to start and exercise. The judge will give the instruction for starting an exercise. Failure to wait for the Judge to signal the start of an exercise may result in a point deduction. Everything else during the exercise, such as turns, stops, pace changes etc. are executed without instruction and are the responsibility of the handler. The specified pause is approx. 3 seconds, and must be observed. For instance, from the front into the final basic position, holding – outing the dumbbell, praising the dog and repositioning for beginning a new exercise. If the dog handler misses an exercise, the handler is asked by the judge to restart and show the missing exercise. There is no point deduction. Omission of / or partial exercises result in deductions.

Basic Position

Each exercise begins and ends in the basic position. The basic position may be taken only once in the forward direction before each exercise. Taking additional basic positions will result in a point deduction or termination of the exercise (0 points “M”). In the basic position the dog must be attentive to the dog handler and sit with shoulder blade at knee height to the left of the handler and parallel (straight alongside) of the handler. In the basic position, the dog handler must not have a splayed leg stance and both arms must be relaxed /loosely hanging at the side of the body. The hands may be inside or outside of the dog as long as they are not intentionally being positioned to influence the dog. When the handler approaches the dog to pick it up for Basic Position, the Handler must be in line with the dogs’ shoulder, if the dog moves back to assume basic position on command the pick up to Basic Position is faulty.

Development / buildup of an exercise

The buildup (development) is carried out from the basic position during the exercises "Sit out of motion", "Down out of Motion", "Walking or Running Stand out of motion", and "Send out with down". It must be at least 10, but no more than 15 paces, before the command is given to perform the exercise.

Pickup of the dog

During the exercises in which the dog is picked up again, the dog handler can approach the dog from the front, or from going around behind the dog.

Recall / front and finish (basic position)

When recalling the dog, the name of the dog can also be used instead of a recall command. The name of the dog in connection with a command is considered a double-command. The dog must be confident, fast, purposeful and direct to recall, and must sit tightly and straight in front of the handler. The dog has to go directly to the final basic position upon the command for the basic position. This can be done by the dog pivoting into basic position or by the dog going around behind the handler into basic position.



THE UNITED SCHUTZHUND CLUBS OF AMERICA

Working Dog Trial Rulebook

Version 3.0
5.2021



Praise in obedience

Praise is only allowed in the basic position after each completed exercise. If this is also the new starting position for the next exercise, a 3 second pause must be observed. Praise cannot be excessive.

Incorrect positions (position shown other than the intent of the exercise)

In the case of all “out of Motion” exercises (sitting, downing, standing), in addition to other mistakes, the entire exercise will be deducted by 50% of the points for the exercise if the dog shows an incorrect position. (Example: Standing during the Sit out of Motion exercise)

Releasing the dumbbell on command

If the dog does not release the dumbbell after the third command, the dog is disqualified (DQ) for disobedience and does not proceed to complete any additional exercises or phases.

Dumbbell

For the retrieve exercises only dumbbells which are provided by the host of the trial are to be used.

All competitors must use the same dumbbells’.

The dumbbell must meet the following requirements (see diagrams in rulebook)

- The dumbbell must be made of wood.
- The predetermined weights must be correct.
- The distance from the dumbbell bar to the ground must be at least 4 cm

	IGP-1	IGP- 2	IGP-3
On the Flat	650 Grams	1000 Grams	2000 Grams
Hurdle	650 Grams	650 Grams	650 Grams
Scaling Wall	No Dumbbell	650 Grams	650 Grams
	IGP –V		
On the Flat	Handler’s own		

1 Meter Hurdle

The hurdle must be a fixed hurdle as previously used in IPO. (see diagram page 64 for dimensions). The minimum distance for basic position is marked four (4) meters from the hurdle (the handler may take basic position further back from the line). Practice jumps are not allowed during the trial.

Scaling Wall

The scaling wall (see diagram page 65 for dimensions and surface). The minimum distance for basic position is marked four (4) meters from the hurdle (the handler may take basic position further back from the line). Practice over the scaling wall is not permitted during the trial.



THE UNITED SCHUTZHUND CLUBS OF AMERICA

Working Dog Trial Rulebook

Version 3.0
5.2021



In all retrieving exercises the dog must present the dumbbell to the handler to complete the exercise, no partial points may be awarded if the dog does not present the dumbbell (holding dumbbell in its mouth) to the handler. Dropping the dumbbell at the handlers' feet and the handler picking it up off the ground is an incomplete exercise, the handler may use additional commands "bring" (up to a maximum of 3 to complete exercise). Handlers request for a re-throw of the dumbbell are not allowed (because it is crooked or at an angle) on the Flat retrieve. Only at the Handlers request may the judge allow up to 2 additional re throws for a total of 3 throws on the retrieve over the hurdle and scaling wall for crooked, angled or too short for the dog to make a clean jump or climb.

Descriptions of Obedience Exercises

Heeling on leash and off leash heeling (free heeling)

The dog has to follow his dog handler out of the basic position with a verbal command to Heel, the dog must walk in a natural purposeful manner without stress, confident, attentive and in harmony with the handler. The dog must at all times move in a normal purposeful gait with attention to the handler. Its position must be parallel (straight) alongside the handler with the dogs shoulder in line with the handlers hip or knee (forging or lagging is faulty). Hopping or excessively dropping the rear end that causes an unnatural sloping top line or unnatural gait, crowding the handler that interferes with the handlers natural stride are all faulty heeling positions. The pattern of the heeling is done according to the diagram in the rule book. The dog handler must take basic position at the starting point at about the same time as when the second dog handler assumes the basic position for the exercise "down under distraction". On the first straight leg of heeling, two shots (caliber 6 mm / .22) are fired (about five (5) seconds apart) with the first shot fired after at least 15 paces of heeling followed about five (5) seconds later by a second shot, this is to check the gun sureness / temperament / behavioral traits of the dog.

Gunshots are only fired in IGP V, IGP/GPR 1-2-3

(In the BH-VT there are no gun shots fired).

The dog must be indifferent to the gunshots. If the dog is gun shy he will be disqualified and all the points already acquired will be removed. If the response of the dog is not clear, the judge can check the gun sureness of the dog separately with additional shot. (IGP-V gunshots are fired during the on leash heeling)

About-turns are to be shown as a left about turn with the handler pivoting left on his/her own path (a tight left turn is faulty). The dog may go around the back of the handler on the right hand side or remain in correct position on the left side and even with the knee of the handler, pivoting with the handler (military or flip turn). The running pace (10-15 paces) and the slow pace (10-15 paces) must be a distinct change of pace and clearly stand out from the handlers' normal pace. The speed change is carried out without transition paces and a "heel command" must be used for each change of pace.

After the second about turn, there must be a stop and automatic sit shown (approx. halfway between the about turn and the left into the group). Here the dog has to go into the "sit" position without a verbal command (automatic sit).

Walking through a group of people that are moving is to be shown in the on leash heeling (BH/VT, IGP-V) and in off leash heeling (IGP 1-3). The dog handler must circle two different people



THE UNITED SCHUTZHUND CLUBS OF AMERICA

Working Dog Trial Rulebook

Version 3.0
5.2021



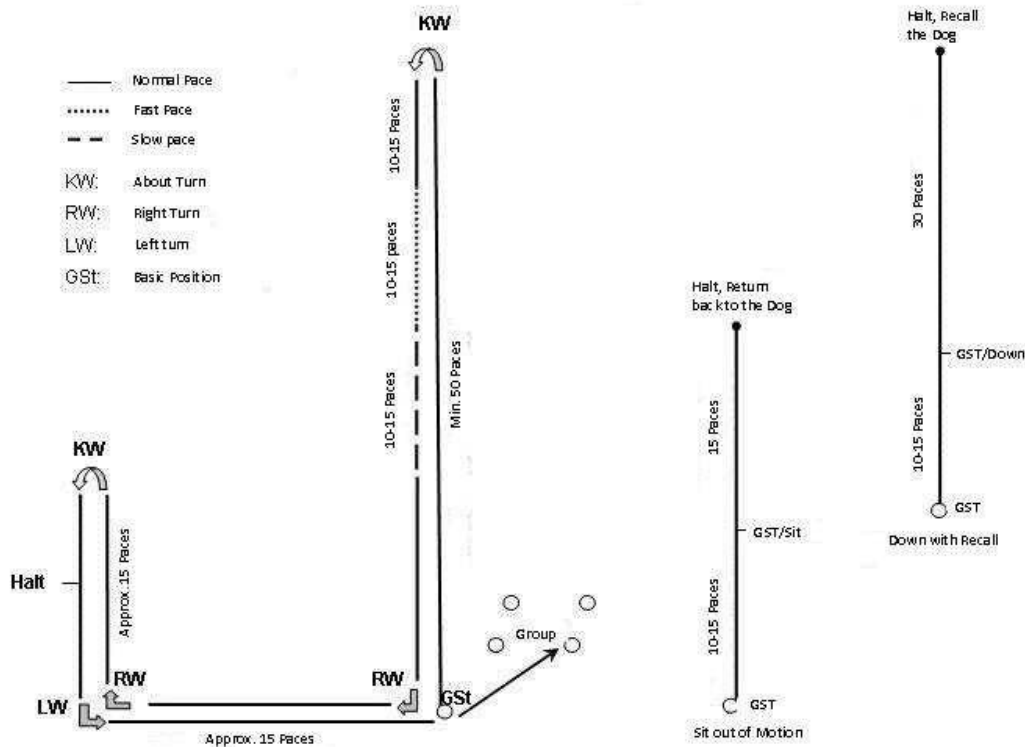
in the group showing a right and a left turn (in any order, right/left or left/right forming a figure 8) and stop at least once in the group with the dog performing an automatic sit near a person. The judge is allowed to request a repeat of this exercise. At the order of the judge, the dog and handler leave the group and take a final basic position. The dog may be praised only in the final basic position after leaving the group.

Free Heeling is also to be shown when moving between the exercises. When picking up the dumbbells, the dog must be kept in the correct heeling position as described above.

Special Requirements BH-VT: The on Leash heeling is carried out according to the heeling pattern. The free heeling (off leash), begins after leaving the group in the on leash heeling and taking up basic position facing down field. Remove the leash and then the from basic position go out a minimum of 50 paces, complete an about turn (it should be the same type of about turn as was done on leash to be without fault) the handler / dog will then heel at a normal walk 10 to 15 paces then with a heel command change into 10-15 fast paces , then with a heel command and without transition change into 10-15 slow paces, then with a heel command change into 10 -15 normal paces the exercise ends with the handler stopping into a final basic position (handler facing down field opposite of direction that started the heeling).

Heeling Pattern Diagram

Heeling Pattern for On Leash and Free heeling





Execution of the exercise

The Handler checks in to the judge on leash in levels BH-VT, IGP-1, IGP-V and off leash in levels IGP-2 and 3. The handler checks in with the judge with his dog sitting in basic position and the handler/dog team are in front of the Judge.

After checking in with the judge, when told by the judge the dog handler goes to the start position at all levels (except BH-VT, IGP V) off leash. On further instructions from the judge, the dog handler begins the exercise. From a straight, quiet and attentive basic position, the dog follows the Handler's command to "heel" (as described above in heeling exercise). The dog must sit quickly and straight when stopping without a sit command.

At the beginning of the exercise, the handler goes approx. 50 paces straight out without stopping. After the left about turn (pivot) and another 10 to 15 paces, the handler will show the fast pace and the slow pace (10 - 15 paces each) with the "heel" command at each change of pace. The change from normal pace to the running pace to the slow pace and back to normal pace must be carried out without transition paces. The pattern continues with two (2) right turns straight leg and another about turn, an automatic sit and a left turn (towards the group) and enters the group (a minimum 15 paces after all turns should be shown).

In the group, the dog handler has to go around two different people in the group as a figure eight (figure eight, right/left or left /right) and must halt once in the group near a person. At the instruction of the judge the handler leaves the group and assumes a basic position preparing for the next exercise. The basic position can be used as the start position for the beginning of the next exercise

The about turn can be shown in two ways (around the handler or a flip turn) but the about turn must be shown the same way for both turns in the heeling during a trial or it is faulty.

Evaluation Criteria

Forging, heeling wide, not remaining parallel to the handler, lagging, slow or hesitant sits, additional commands, handler help, excessive hopping, errors in the basic/ initial position, crowding / bumping, inattentiveness, lack of motivation, stress and the dog showing pressured behavior are faulty and lead to a corresponding deduction.

Sit out of motion (all levels, excluding BH)

1st part: Beginning basic position, Buildup, Execution of Sit Command

50% of points

2nd part: Leaving the dog, attention and approaching of the dog handler, final basic position.

50% of the points

After a development / buildup of 10 to 15 paces the dog must sit immediately upon the verbal command straight, without the dog handler changing his motion or looking back. The dog must remain calm and with attention to the dog handler. In all test levels, the dog handler moves away 15 paces. On the judge's instructions, the dog handler returns to his dog (stands on the right side, basic position).

Special provision for BH-: After the buildup, the dog handler may stop for a 3 sec pause and give the command for sitting before he walks away from the dog a 3 sec pause is required.



THE UNITED SCHUTZHUND CLUBS OF AMERICA

Working Dog Trial Rulebook

Version 3.0
5.2021



Evaluation Criteria

Slow sitting, restless and inattentive sitting is devalued in addition to other misconduct. If the dog stands or downs, the exercise is rated “Insufficient” -5 points (in IGP-3 mandatory -2.5 points).

Down with recall

1st part: Beginning basic position, Buildup, Execution of down Command

50% of points

2nd part: Leaving the dog, Attention, Recall of the dog, front position and final basic position. 50% of the points

The development /buildup of 10 to 15 paces is carried out in the levels IGP-1 and IGP-2, IGP- V, in the normal pace. In the IGP-3, the handler then proceeds an additional for 10-15 paces in a running pace. On the verbal command for downing, the dog must immediately down, straight in the direction without the handler changing his motion or looking back. The dog handler walks or runs at least 30 paces at the IGP-3, and turns directly to his dog. The dog must remain calm and attentive to the handler until the command. At the direction of the judge, the handler recalls his dog with a recall command or the "dog's name". The dog must be fast, without stress, purposeful and come directly, sit close and straight in front of the dog handler. The dog has to go directly to the final basic position upon the command to finish.

Special provision for BH-VT: After the buildup, the dog handler may stop for a 3 sec pause and give the command for downing before he walks away from the dog.

Evaluation Criteria

Slow downing, restless or inattentive, slow non-purposeful recall, Handler help, e.g. splayed leg position, lead to corresponding deductions in addition to other faults. If the dog is sitting or standing, the exercise is

“Insufficient” -5 points.

For a dog that does not come on the second extra command (3 total commands) the exercise is to be evaluated “Insufficient” 0 Points. In this case, the dog may be picked up by the handler returning to the dog and continue into the next exercise.

Stand While Walking (IGP 2)

1st part: Basic position, Buildup, Execution of Stand = 50% of points

2nd part: Leaving the dog, remaining standing, attention to the handler and the handler approaching the dog to pick up and final basic position = 50% of the points after 1st part.

From Basic position a buildup of 10 to 15 paces then the dog must stand immediately on the verbal command, without the dog handler changing his motion or looking back. The dog must remain straight in the direction of the heeling, calm and with attention to the handler while the handler moves away (leaves the dog) 15 paces and then turns to face his/her dog. On the judge's instructions, the dog handler returns to his dog, stands on the right side (basic position) and commands the dog into “sit” into the basic position.



THE UNITED SCHUTZHUND CLUBS OF AMERICA

Working Dog Trial Rulebook

Version 3.0
5.2021



Evaluation Criteria

Not immediately standing, restless or inattentive standing, and handler help lead to corresponding deductions in addition to other mistakes. If the dog sits or downs, the exercise has a mandatory deduction of 50 % of the points.

Stand Out of Motion from Running IGP 3

1st part: Beginning basic position, Buildup, Execution of Stand Command

50% of points

2nd part: Leaving the dog, Attention, Recall of the dog, front position and final basic position. 50% of the points

After a Buildup of 10 to 15 running paces the dog must stand immediately upon the verbal command straight in the direction of the heeling without the handler changing his motion or looking back. The dog handler runs at least 30 paces and turns directly to his dog. The dog must remain calm and attentive to the handler until the command to come. At the direction of the judge, the handler recalls his dog with a recall command or the "dog's name" (using both the recall and dogs name together is a double command and is faulty). The dog must be fast, without stress, purposeful and come directly, sit close and straight in front of the dog handler. The dog has to go directly to the final basic position upon the command to finish.

Evaluation Criteria

Not stopping and standing immediately. Restless or inattentive standing, not fast and purposeful on recall, handler help, e.g. splayed leg stance, lead to a corresponding deduction in addition to other mistakes. If the dog sits or downs, the exercise will be evaluated "insufficient" with a mandatory -5 points. For a dog that does not come on the second extra command, the exercise is to be evaluated Insufficient 0 Points. In this case, the dog may be picked up by the handler and continue into the next exercise.

Retrieve on the flat

From a straight basic the handler throws the dumbbell approx. 10 meters away. If the handler's outside foot moves in order for the handler to throw the dumbbell no point loss as long as it does not affect the dog. If the leg is moved during the throw a 3 second pause must be shown after returning to basic position. The dumbbell should be thrown 8 meters min and a maximum of 15 meters, less or more than these distances is faulty. The verbal command "Bring" may only be given when the dumbbell has stopped moving. On the verbal command for retrieving the dog has to run directly to the dumbbell, pick it up immediately, turn directly and return to his handler directly. The aim is to show motivated behavior to retrieve and motivated desire to return to the handler. During the presentation of the dumbbell and also during the retrieving carrying portion, the dumbbell must be held firmly and calmly until the dog handler commands the dog to release the dumbbell. This is done after about a 3 second pause in front. The dog must present the dumbbell to the handler or no retrieve is completed. After outing the dumbbell and approx. 3 second pause, the dog is to be commanded to the basic position. The dumbbell is to be held in the right hand with the arm down at handler's side. The dog handler must place the dumbbell back on the stand, this can be done while in motion heeling with the dog past the stand or by stopping no further away from the stand than 1 meter with the dog sitting in basic position.



THE UNITED SCHUTZHUND CLUBS OF AMERICA

Working Dog Trial Rulebook

Version 3.0
5.2021



Evaluation criteria

If the dog is slow, showing stress, unmotivated, not purposeful on the way out and/or return, faulty pick-up, dropping the dumbbell and/or playing with or mouthing the dumbbell up to -4 pt., splayed leg stance by the handler, mistakes in the presentation, front and in the basic positions (for example, restless behavior) result in deductions as well as any handler help.

Basic Position – Hurdle/Scaling Wall

The distance for basic position of the dog handler in front of the jump and scaling wall must be at least 4 meters (this position should be marked as the minimum distance to the hurdle or wall, a handler may choose to be further back).

Retrieve over the 1 meter hurdle

The handler takes the basic position with his dog at least 4 meters in front of the hurdle. The correct dumbbell will be 650 grams (the same as used for the flat retrieve in IGP 1) over a 1 meter high hurdle. The handler is allowed to move one foot when throwing. After the leg is returned to basic position, a pause of approx. 3 seconds is required. The dog should sit freely and quietly next to his dog handler until released. On the command for jumping, the dog has to carry out the jump with power and athleticism, while the dog is in the air (during the jump) the command is given for retrieving. The dog has to go quickly and directly to the dumbbell, pick it up immediately and return over the hurdle directly back to the handler. The dog has to carry out the entire exercise without stress, fast and show powerful smooth jumps without touching the hurdle. During the presentation and during the retrieving process, the dumbbell must be held firmly and calm until the dog handler gives the command to release the dumbbell after a 3 second pause in the front position. The dog must present the dumbbell to the handler or no retrieve is completed. After outing the dumbbell and approx. 3 second pause, the dog is to be commanded to the basic position. The dumbbell is to be held in the handlers' right hand with the arm down at handler's side. (IGP1 the handler and dog must replace the dumbbell back on the stand as there is no retrieve over the scaling wall. The dog handler must place the dumbbell back on the stand, this can be done while in motion heeling with the dog past the stand or by stopping no further away from the stand than 1 meter with the dog sitting in basic position).

Evaluation Criteria

The dog is slow, stressed, unmotivated, not purposeful on the jump out and/or jump back, faulty pick-up, dropping the dumbbell, playing with or mouthing the dumbbell, splayed leg stance by the handler, mistakes in the presentation, front and in the basic positions (for example, restless behavior) result in deductions as well as any handler help.

A partial score for the exercise is only possible if of the three parts (going- out jump - return - Retrieve) at least one jump and the "Retrieve" portion is completed.

For a jump not shown, there is a mandatory deduction of -5 points, in addition to other mistakes.

Dog does not jump one direction, either out or back, dumbbell retrieved flawlessly: 10 points

Dog jumps perfectly out and back but does not retrieve the dumbbell: 0 points

If the dog knocks the hurdle over at the jump, a mandatory deduction of 5 points is required. The exercise is repeated. In the repeated exercise only the return jump, front, hold, out and final basic position is judged.

The dog (IGP-1 – IGP-3) touches the jump deduction up to one (1) point is deducted per jump, stepping on hurdle or hard touch it, then up to two (2) points are deducted per jump.



THE UNITED SCHUTZHUND CLUBS OF AMERICA

Working Dog Trial Rulebook

Version 3.0
5.2021



Climbing the Scaling Wall with Recall

(IGP-1 only)

The dog handler takes the basic position in front of the scaling wall at or behind the 4 meter mark. After the command to sit, the handler goes to the other side of the wall and stands at a distance of at least 4 meters from the scaling wall. On the judge's instructions, the handler calls his dog with the commands to jumping and come (hup / heir). The dog must come with speed and powerful climbing over the wall to it's' handler and sit straight and close in front. After a 3 second pause, the handler gives the command for the dog to go into the final basic position.

Evaluation Criteria

Mistakes in the basic position are hesitant, stress, slow or powerless climbing, mistakes in front position, finish to basic position and handler help lead to deductions. 0 points, "M" rating is awarded if the dog does not climb / scale the wall.

Retrieve over the scaling wall

The handler takes the basic position with his dog at least 4 meters (marked) in front of the scaling wall. The correct dumbbell will be 650 gms (the same as used for the flat retrieve in IGP 1). The handler is allowed to move one foot when throwing. After the leg is returned to basic position, a pause of approx. 3 seconds is required. The dog should sit freely and quietly next to his dog handler. On command the dog has to carry out climbing / scaling the wall, during the climbing / scaling the command is given to retrieve. The dog has to go quickly and directly to the dumbbell, pick it up immediately and return over the wall directly. The dog has to carry out the entire exercise without stress, fast and show powerful smooth climbing over the wall. During the presentation and during the retrieving process, the dumbbell must be held firmly and calm until the handler gives the command to release the dumbbell after a 3 second pause in the front position. The dog must present the dumbbell to the handler or no retrieve is completed. After outting the dumbbell and approx. 3 second pause, the dog is to be commanded to the basic position. The dumbbell is to be held in the right hand with the arm down at handler's side. The dog handler must place the dumbbell back on the stand, this can be done while in motion heeling with the dog past the stand or by stopping no further away from the stand than 1 meter with the dog sitting in basic position.

Evaluation criteria

If the dog is slow, unmotivated, stressed not purposeful on the jump out and/or jump back, faulty pick-up, dropping the dumbbell, playing with or mouthing the dumbbell, splayed leg stance by the handler, mistakes in the presentation, front and in the basic positions (for example, restless behavior) will result in deductions as well as any handler help.

A partial score for the exercise is only possible if the three parts (going- out climb - return - Retrieve) at least one jump and the "Retrieve" portion is completed. For all jumps not shown, there is a mandatory deduction of -5 points, in addition to any additional / other mistakes that are made during the exercise.

Send out and down

1st Part: Basic Position, Buildup, execution of the send out portion. 50% of the points

2nd Part: after instruction from the Judge, Downing, final basic position. 50% of the points



THE UNITED SCHUTZHUND CLUBS OF AMERICA

Working Dog Trial Rulebook

Version 3.0
5.2021



If the dog does not go the minimum distance or cannot be stopped with 3 commands. There will be no evaluation of the exercise.

On the single command "go out" and the raise of the arm, the dog handler sends his dog out and stands still. Then the dog has to go a minimum of at least 30 paces in the direction shown, straight forward, and in fast pace. At the direction of the judge, the dog handler gives the command for the dog to down, which the dog has to down immediately. The dog handler is allowed to hold the arm up in the direction of the exercise until the dog has downed. At the direction of the judge, the dog handler goes to his dog and stands next to him. At the instruction of the judge, the handler gives the command for the dog to sit. The dog must sit quickly and straight in the basic position.

Evaluation Criteria

Mistakes in the buildup, slow, unsure or without purpose going forward, slow to down, restless while down and mistakes in the pickup and final basic position all lead to deductions.

Dog stops on first command but does not down, downs immediately on second command
-1.5 Points.

Dog stops on first command but does not down, downs immediately on third command
-2.5 Points.

Dog stops on first command but does not down on third command.
-3.5 Points.

Dog does not stop on first command, stops and downs immediately on Second command
-2.5 Points.

Dog doesn't stop on 1st or 2nd command, stops and down immediately on 3rd command
-3.5 Points.

Dog cannot be stopped with 3 commands.
0 Points.

Dog downs directly on the first command, but after the judge's instructions to go pick up the dog, the dog breaks, the dog can be stopped by 50% of the distance to the handler. Rating up to -5 Points.

Additional Mistakes are also deducted. Errors in the buildup, slow, unsure going forward, delayed stopping, slow to down, restless down as well as mistakes in the pickup, basic position lead to the additional deductions.

Down under distraction

During the performance of motion obedience exercises of the other dog, the down exercise is shown under distraction. In doing so, the dog is placed on a position assigned by the judge from the basic position with the command to down. The dog handler then has to take the position on the instructions of the judge according to the examination level:

IGP-1, IGP-2, IGP-V, the dog handler is at least 30 paces away in sight of the dog (but with the handler's back turned towards the dog).

IGP-3: Dog handler is hidden in a blind at least 30 paces away and out of sight of the dog

. During the down, the dog must lie quietly and calm without the influence of the handler while the other dog is working. At the judge's signal, the handler goes to the dog's right side and, after a three (3) second pause, or at the judge's signal, commands the dog "sitz" / "sit" into the basic position (BH-VT the leash should be removed and attached with the dog in a sit position).



THE UNITED SCHUTZHUND CLUBS OF AMERICA

Working Dog Trial Rulebook

Version 3.0
5.2021



Evaluation Criteria

Mistakes in the basic settings, restless behavior, stress, handler help, premature standing up, standing or sitting, leaving the designated area all lead to appropriate deductions. If the dog gets up as the handler approaches to pick it up a mandatory deduction of 3 points will occur plus any additional faults when leaving the down position by more than three meters, the following rules apply to allow a partial evaluation of -50% plus other mistakes:

BH-VT: partial points are possible if the other dog has completed the second exercise.

IGP-1: Partial points are possible if the other dog has completed the third exercise.

IGP-2: Partial points are possible if the other dog has completed the fourth exercise.

IGP-3: Partial points are possible if the other dog has completed the fifth exercise.

IGP-V: Partial points are possible if the other dog has completed the fourth exercise.

Praise

Praising of the dog is allowed after 3 seconds have passed from the completion of the exercise and the dog is in basic position. Praise should be reasonably calm and not used to excite the dog. After this, the dog handler may / can take a new basic position, or pause for 3 seconds before starting the next exercise after the judges signal to start.

Mandatory Deductions

	IGP-1	IGP- 2	IGP- 3
Sit out of Motion does not sit	- 5 Points	- 5 Points	- 2.5 Points
Down out of Motion Does not down	- 5 Points	- 5 Points	- 5 Points
Retrieve on the Flat Dog does not bring Motivate the dog, Handler leaves basic to get the dog to retrieve	0 Points Insufficient	0 Points Insufficient	0 Points Insufficient
Retrieve over 1m hurdle Just one direction jump No Jumps Does not complete Retrieve	- 5 Points - 15 Points - 15 Points	- 5 Points - 15 Points - 15 Points	- 5 Points -15 Points -15 Points



THE UNITED SCHUTZHUND CLUBS OF AMERICA

Working Dog Trial Rulebook

Version 3.0
5.2021



Climbing over scaling wall (only one direction) No climb over	-15 Points	Only climb 1 direction with retrieve -5 points No retrieve -15 points	Only climb 1 direction with retrieve -5 points No retrieve -15 points
Send Out with down See exercise description for additional information	<u>Major Faults resulting in all points lost</u> In all levels, Dog does not go out, Dog returns to handler, Dog goes to end of field or leaves field and does not down -10. Requires		

Protection “C”

General Information

IGP 1-3

At all times during the protection phase the dog must only grip / or bite the helpers protection sleeve that is provided for this purpose. Biting any other unprotected body parts of the helper leads to immediate disqualification (DQ).

In USCA trials, only the use of a soft padded stick is allowed. Stick contact is only allowed to be on the shoulders and in the area of the withers. During all periods of pressure, stress and threat, the dog has to show strong temperament for the protection work (TSB) countering the pressure and stick contact from the helper in an unimpressed, powerful, active manner and show a full, firm, calm and consistent grip during the entire exercise (special attention should be given to a dog that is powerfully reactive (fights to inhibit / hinder the helper during the stress, threat and pressure).

Field Markings

The field must be clearly marked and visible to the handler, judge and helper for the protection work.

Markings must include – Handlers position for the call out of the dog from the blind after the guarding for the “Hold and Bark”,

The position for the dog in the “Attempted Escape of the Helper” (an “arc” that the dog must be placed behind) and the start position for the helper (see escape diagram for these markings). A mark that is a distance of 20 paces from the helpers start position for the escape (the dog must be gripping the helpers protection sleeve by the 20 pace mark or the protection is “Terminated” for failure to engage the helper).

In championships the point that the helper attacks the dog in the “Back Transport”

The position for the handler in IGP 3 only for the “Attack on Dog Out of Motion”, for IGP 1-2 the judge will instruct the handler how far to go and position for the exercise.



THE UNITED SCHUTZHUND CLUBS OF AMERICA

Working Dog Trial Rulebook

Version 3.0
5.2021



Blinds

For all trials regardless of the level (IGP 1-2-3) of entries into the trial all six (6) blinds must be setup in a staggered fashion, three (3) blinds on each side of the field (see diagram).

Basic Evaluation of the dog (TSB) during protection

It is the judges' responsibility to assess the instinctive behavior, self-confidence, ability to cope with stress, grip performance and obedience that is done over the entire protection routine. The dog has to show self-confidence and power throughout all exercises in the protection phase.

If the dog is not confident or powerful and willing while responding to attacks, pressure and stick threat and contact. If the dog has a less than a full, hard and calm grip until the out as well as the behavior during the transition from fight to out. / release of the grip

The dog shows a lack of confidence during the exercise.

The dog is not dominant, close and powerful while guarding the Helper.

Secondary Obedience and use of the leash

General Information for the start and completion of the protection phase

IGP V and 1 report in on leash and then proceed to center of field facing downfield at the signal from the judge the handler will remove the leash to start the search exercise, the handler with a single command heel pivot (turn) to face the first blind to be searched. All secondary obedience (IGP 1) in any exercise may be performed either on leash or off leash at the handlers' decision. The decision to use or not use the leash must be made before the start of each individual exercise. If the handler chooses to use the leash they may hold the collar only to attach the leash (not to restrain the dog from leaving the handler) the dogs' behavior as the leash is being attached or while using the leash is evaluated by the judge for control. If the leash is required to maintain control or strongly influences the dogs' behavior the judge may disqualify (DQ) for out of control.

IGP 2 and 3 report in off leash and complete the entire protection phrase (all exercises) off leash.

After reporting out to the judge at the end of protection the handler / dog team on the command from the judge free heel at least five (5) paces away from the helper before attaching the leash. For IGP V or 1 if the final side transport was performed on leash they will heel five (5) paces away on leash and stop. The dog should remain calm and under control after reporting out.

Deductions related to the guarding, temperament (courage, hardness or TSB)

Deduction of One Category	slightly inattentive guarding and / or slight bothering in the guarding phase
Deduction of Two Categories	Very inattentive guarding and / or a lot of bothering in the guarding phase
Deduction of Three Categories	the dog does not guard the Helper , but remains with the helper
Insufficient	The dog leaves the helper to go to Handler during approach



THE UNITED SCHUTZHUND CLUBS OF AMERICA

Working Dog Trial Rulebook

Version 3.0
5.2021



Termination	<p>The dog does not withstand the pressure from the Helper and comes off the sleeve and backs up / leaves the helper</p> <p>The dog leaves the Helper before the handler has picked up the dog (within approx. 3 meter of the dog) or the dog handler gives a command for the dog to stay with the helper or dog stops guarding / avoids the helper</p>
Disqualification	<p>The dog grips/bites anything other than the “protection sleeve”</p> <p>The dog does not out after 3 commands</p> <p>The dog is out of control of the handler</p> <p>The handler controls the dog (holds) by the collar</p> <p>The handler shows unsportsmanlike behavior</p>

Extra Commands to Out – Deductions

If the dog does not release after the first command, the dog handler will receive instruction from the judge for up to two (2) additional commands to out the dog before the protection is stopped and disqualification (DQ) occurs. The dog must show a clear “transition from fight to out” to be correct.

Slow to Out	1 Extra Command with Immediate Out	1 Extra Command with Slow Out	2 Extra Commands, Immediate Out upon second	2 Extra Commands, with slow Out upon	No Out after second extra command
0.5 – 3.0	3.0	3.5 – 6.0	6.0	6.5 – 9.0	Disqualification

Examination Levels IGP 1-2-3 (Exercises and Points Values)

Exercises	IGP-1	IGP-2	IGP-3
Search for the Helper	5	5	10
Hold and Bark	15	15	15
Prevention of Attempted Escape	20	15	10
Defense against an attack from the	30	20	15
Back transport	-	5	5
Attack on the dog out of the back	-	-	15
Attack on the dog out of motion	30	20	15
Defense against an attack from the	-	20	15
Total Score	100	100	100

Report In

In the level of the IGP-1, IGP -V the handler reports in with dog on leash, in the level of IGP-2 and IGP-3, the dog handler reports in with the dog off leash The dog handler must report in to the judge to start protection. The report in to the judge is considered to be when the handler /dog are at



THE UNITED SCHUTZHUND CLUBS OF AMERICA

Working Dog Trial Rulebook

Version 3.0
5.2021



the start point for the search exercise. This is done by the handler taking position at the center of the field between the blinds (start point of the “Search for the Helper”) in the basic position looking down field to the judge. The handler then raises their hand to signal the judge that they are ready for the start of the search. The judge will then acknowledge (usually with an arm raise or wave). The handler then “pivots” to face the first blind that they will search and again assume basic position (the dog should be sitting calmly facing the first blind of the search), the handler can then start the search exercise on their own.

Search for the Helper

The start must take place in the basic position facing downfield to the Judge, after acknowledging the judge (as described above) a new basic is taken in the direction of the first blind.

IGP-1 1 Blind	IGP-2 4 Blinds	IGP- 3 6 Blinds
The dog is heeled, on leash, to the starting position on the center line even with blind 6, The handler assumes a basic position there and removes the leash. The handler raises an arm showing his willingness / ready to start the exercise. After the judge signal the dog is sent directly to blind 6. <u>The handler must turn /reposition toward the blind to start.</u>	The dog is heeled, off leash, to the starting position on the center line even with blind 3, The handler assumes a basic position there. The handler raises an arm showing his willingness / ready to start the exercise. After the judge signal the dog is sent to start the search exercise. <u>The handler must turn /reposition toward the blind to start.</u>	The dog is heeled, off leash, to the starting position on the center line even with blind 1, The handler assumes a basic position there. The handler raises an arm showing his willingness / ready to start the exercise. After the judge signal the dog is sent to start the search exercise. <u>The handler must turn /reposition toward the blind to start.</u>

With a verbal command and a hand signal with the right or left arm for direction, the dog is sent to search the blinds. The dog has to run fast and directly at the blinds, it must go around them closely and attentively. After going around (into) the blind, the handler calls the dog’s name and gives a voice command to "Come" toward him, then gives another verbal command and points to the next blind to continue the searching. The dog handler moves in the normal pace down field on the imaginary center line, which he must not leave during the blind search, the dog must pass in front of the handler. When the dog has reached the helper’s blind, no further commands or hand signals are permitted, and the dog handler must stop as soon as the dog enters blind 6 and remain standing until he receives an instruction from the judge to approach the dog for the call out or pickup.

Evaluation Criteria

It is faulty if the dog is not calm in the basic position at the beginning of the exercise, if the dog is barking or vocal during the search, if the dog receives additional commands or hand signals, if the handler leaves the imaginary center line during search, the handler does not move at a normal pace, if the dog circles the blind wide, if the dog is acting independently not following the handlers commands, if the dog passes behind the handler or continues the search without commands from the handler, if blinds are not circled or not attentively circled, if the



THE UNITED SCHUTZHUND CLUBS OF AMERICA

Working Dog Trial Rulebook

Version 3.0
5.2021



dog is difficult to control, if the dog is not direct in its approach and exit of the blind to the handlers recall (hugs the blind and then angles to the handler, as if the blind is a “weave pole in agility) these are all faults that will be deducted accordingly.

If the dog handler has his dog come into the basic position during the blind search (the dog stops the search and comes to basic position), the exercise is evaluated with zero points. The protection can be continued, if the dog can be sent on again to continue to search (1 additional chance to search), if he comes back to the basic position a second time, protection must be terminated.

If the dog does not find the helper on the first command, the handler has two more commands to try to get his dog into blind 6, the handler must remain in position in the mid line of the field and may not move towards the blind to help the dog. If the dog does not find the helper on the 3rd command then protection is terminated.

Hold and Bark (15 points, 10 for the hold and 5 for the barking)

The handler waits at the midline of the field for instructions from the judge to come into the marked pickup spot to recall or pick up the dog. The dog must confront the helper and immediately start the hold and bark, showing confident, active, dominant, attentive behavior and bark continuously. The duration of the barking should be approximately 20 seconds before the judge signals the handler to approach the blind and go to the marked position /spot for the handler.

The exercise ends as follows:

<u>IGP-1</u>	<u>IGP-2</u>	<u>IGP-3</u>
The Judge instructs the handler when to go to the marked position 5 paces away from the helper. On the judge's instructions, the handler calls his dog into the basic position or, alternatively, moves up to his dog, takes him to the basic position with a command to sit, then puts the leash on and heels to the marked position and takes the basic position. The dog may also be kept off leash when heeling to the marked position.	The Judge instructs the handler when to go to the marked position 5 paces away from the helper. On the judge's instructions, the handler calls his dog into the basic position	The Judge instructs the handler when to go to the marked position 5 paces away from the helper. On the judge's instructions, the handler calls his dog into the basic position

Evaluation criteria

Weakness or Limitations in dominance, continuous barking and confidence while holding the helper until the command to call out is given, are evaluated accordingly. During the exercise, the dog must not be influenced or distracted by the judge or the handler.



THE UNITED SCHUTZHUND CLUBS OF AMERICA

Working Dog Trial Rulebook

Version 3.0
5.2021

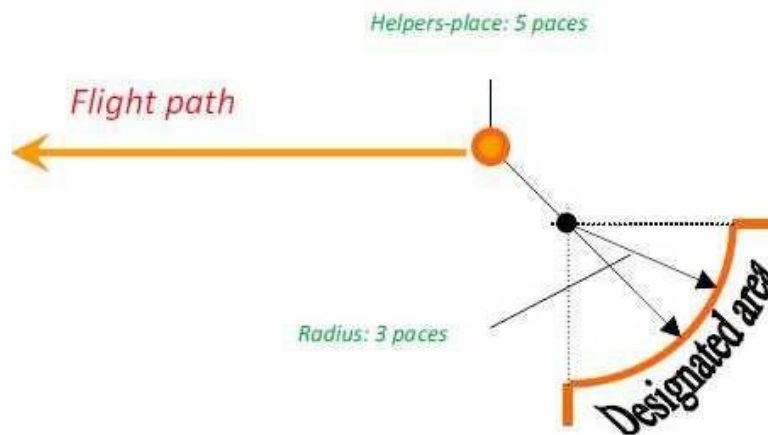


Weak, inconsistent, not dominate, non-energetic unfocused barking Dog does not bark, but actively guards the helper	Satisfactory to Insufficient Insufficient
Bothering the Helper by pushing, Bumping, etc. The dog bites the sleeve and only releases after approach and a command	Rated accordingly as low as Insufficient Insufficient – 14 Points
If the dog leaves the helper before the dog handler leaves the center line after the judge's instructions. If the dog does not go back into the blind	The dog can be sent in again one time. If the dog remains with the helper, phase C can be continued. Low Insufficient rating for hold and bark.
If the dog leaves the helper during the handler's approach, if the dog stops guarding / avoids or if the dog comes out from the helper before the command	Rated as Insufficient Rated as Insufficient
If the dog is biting the sleeve in the blind and does not release on his own, the dog handler is instructed to go to the callout position. The handler is allowed 3 attempts to call the dog with a command to „out “and a “here, heel “command, which must be said in a one word manner.	If the dog comes out to basic position- Insufficient -14 If the dog does not release or come to basic <u>with one command</u> - Disqualification

Prevention of the attempted escape of the helper

On the judge's instructions, the handler asks the helper to step out of the blind the dog must be in basic position. The helper goes at a normal pace to the starting point for the escape.

The handler then heels his dog to the marked position (arc line) for the dog to down for the prevention of the escape. The dog should be behind the line. If the dog is on or slightly over the line (up to the elbows) the exercise is slightly faulty but will continue, if the dog is too far behind the line or too far over the line the judge may instruct the handler to reposition the dog correctly and a point deduction will occur.



IGP 1

The dog is either heeled on leash or off leash to the designated starting position for the escape. In doing so, the dog must be under control, attentive and concentrated, as well as in the correct position at the knee of the handler. In the basic position, if the exercise is shown on leash, the leash is removed and then the dog is given the command to down. At the command the dog must lie down directly and quickly and must be calm, sure and attentive to the helper in the position. The distance between helper and the dog is 5 paces. The handler returns to the blind and remains there with a view on the dog and the judge. The judge signals the helper to escape.

IGP 2-3

The dog will be heeled to the designated starting position for escape and has to take a basic position there. In doing so, the dog must be under control, attentive and concentrated, as well as in the correct position at the knee of the handler. At the command the dog must lie down directly and quickly and must be calm, sure and attentive to the helper in the position. The distance between helper and dog is 5 paces. The handler goes back to the Blind and remains there with visual contact to the dog and judge. The judge signals the helper to escape.

Attempted Escape by the helper

After the judge's instructions, the helper attempts to escape. At the same time the handler gives a command for the dog to prevent the escape. The dog must without hesitation try to prevent the attempted escape with high determination, attempting to slow or control the helper with an explosive and powerful attack. From the lockup of the helper to the out, the transitional phase is about 1 sec. After a transitional phase, the dog must out (let go). The handler may give a command to out within an appropriate time (about 3 seconds). The following guarding phase before the Defense is approximately 5 seconds.



THE UNITED SCHUTZHUND CLUBS OF AMERICA

Working Dog Trial Rulebook

Version 3.0
5.2021



Evaluation Criteria IGP 1-2-3

If the dog is placed on the line, not past the elbows the exercise continues with a 1 point deduction, if the dog is on the line past the elbows the handler must reposition the dog behind the line with a 1 category deduction.

The dog does not react with a firm, fast, energetic and powerful grip and engagement and/or effective prevention of the escape. The dog does not remain quiet, calm and/or full on the grip until the release, not attentive, not dominant or bumping during guarding of the helper are deducted accordingly.

If no command to go (release) is given, the exercise is rated one category lower.

If the dog remains in the escape setup position (does not move), or if the helper is not caught (engaged) within 20 paces, protection is terminated (the field should be marked with a 20 paces mark to clearly indicate the distance).

Defense of an attack from the guarding IGP 1-2-3

Commands: 1 Commands for outing and 1 command for the basic position

After a guarding phase of approx. 5 seconds, the helper attacks the dog. The dog must defend itself without the influence of the handler by explosive and powerful strike with a firm and calm grip. The dog is to be pressured in the drive with stick threats by the helper. Particular attention must be paid to the dog's self-assurance, power, and a full, calm grip. Two stick hits are to be applied during the drive. At the order of the judge, the helper stops the drive and pressure. After the helper has locked up, the transition phase must be displayed for approximately 1 sec after the helper has stopped. After the transition phase, the dog must release (out). The handler can give a command for the out in an appropriate time (1-3 seconds) on their own, additional commands to out will be directed by the judge. During and after the release (out) the helper has to stand still. After out the dog must guard the helper with powerful, attentive, showing confidence with high dominance.

Completion of the exercise IGP1

The handler follows the judge's instructions to approach the dog, he does so directly in a normal walk, the handler stands next to his dog and returns him to the basic position with a command of Sit (handler must be next to the dog in basic position when sit command is given if the dog moves back to the handler on command sit it is faulty). The padded stick is not taken from the helper. The handler then heels the dog on leash down field to set up for the long attack. The dog may also be heeled down field off leash.

Completion of the exercise IGP 2-3

The handler follows the judge's instructions to approach the dog, he does so directly in a normal walk, the handler stands next to his dog and returns him to the basic position with a command of Sit (handler must be next to the dog in basic position when the sit command is given if the dog moves back away from the helper / rocks back to the handler to take basic position because the handler is not at the dogs shoulder (the pickup on command to sit in basic position is faulty). The padded stick is not taken from the helper.



THE UNITED SCHUTZHUND CLUBS OF AMERICA

Working Dog Trial Rulebook

Version 3.0
5.2021



Evaluation criteria IGP 1-2-3

The dog does not react with a firm, fast, energetic and powerful engagement and/or effective prevention of the attack. The dog is not quiet, calm and/or full on the grip until the release, the dog does not show a clear transition from fight (active) to out, the dog is not attentive, dominant or bumping and bothering during guarding of the helper are deducted accordingly.

Back transport IGP 2

Commands allowed are “heel or transport”

The exercise begins with the end of the exercise “Defense against an attack from the guarding phase”. The transport is carried out over a distance of 30 paces. A corner is not mandatory. The judge determines the course of the transport. The handler asks the helper to step back and move out and follows him with his dog, which is intensively attentive to the helper, at a distance of about 8 paces. This distance must be maintained during the entire back transport. The helper stops and stands still on the order of the judge. The handler goes to the helper without stopping with his dog who is attentive to the helper, stands beside the helper and takes the padded stick. The dog must sit in the basic position. Then, a side transport to the judge is shown over a distance of about 20 paces. A command for the transport is allowed. The dog has to go between the helper and the handler. The dog must be attentive to the helper. However, he is not allowed to press, bump or grip the helper. At the end of the transport, the handler takes a basic position with his dog in front of the judge, hands over the padded stick to the judge and announces the first part of protection is complete.

Back transport IGP 3

Commands allowed are “heel or transport”

The exercise begins with the end of the exercise “Defense against an attack from the guarding phase”. The transport is carried out over a distance of 30 paces. A corner is not mandatory. The judge determines the course of the transport. The handler asks the helper to step back, the helper will move back 8 paces. Then on the handlers command start the transport and move out and the handle / dog follows him at a distance of 8 paces. The dog should be intensely attentive to the helper, maintaining a distance of about 8 paces throughout the transport. This distance must be maintained during the entire back transport until the judge signals the helpers attack on the dog out of the transport.

Back transport evaluation criteria

If the dog shows pressure or stressed behavior, if the dog is not attentive to the helper, if dog is not in correct position with the handler or incorrect distance (paces) from helper. The exercise will be deducted accordingly. If the dog breaks and makes contact with the helper –DQ, if the dog breaks and can be called back into position with 3 or less commands transport continues-M.

Attack on the dog from back transport IGP 3 only

Commands: There is no command allowed to attack.

During the back transport and without stopping, at the direction of the judge, the helper attacks the dog without the intervention of the handler (no command) and without hesitation; the dog must engage the helper with a confident, powerful attack with a full firm and calm grip. After the grip the dog is to be pressured by being driven and threatened by the helper. Particular attention must be paid to the dog’s self-assurance, power, and a full, calm grip. At the order



THE UNITED SCHUTZHUND CLUBS OF AMERICA

Working Dog Trial Rulebook

Version 3.0
5.2021



of the judge, the helper stops the drive and pressure. After the helper has locked up, the transition phase must be displayed for approximately 1 sec after the helper has stopped. After the transition phase the dog must release. The handler can give a command for outing in an appropriate time independently. During and after the release the helper has to stand still. After the dog releases the dog must guard the helper powerfully, attentively, confidently and with high dominance. On the judge's instructions the handler goes to the helper with his dog who is attentive to the helper, stands beside the helper and takes the padded stick. The dog must sit in the basic position (a single sit command is allowed without deduction, handler must be next to the dog in basic position when the sit command is given, if the dog moves back to the handler at the sit it is faulty). Thereafter, a side transport to the judge is shown over a distance of about 20 paces. A command for the transport is allowed. The dog has to go between the helper and the handler. The dog must be attentive to the helper. However, he is not allowed to press, bump or grip the helper. At the end of the transport, the handler takes a basic position with his dog in front of the judge, hands over the padded stick to the judge and announces the first part of protection is complete.

Evaluation criteria IGP 3 only

The dog does not react with a firm, fast, energetic and powerful engagement and/or effective prevention of the attack. The dog is not quiet, calm and displaying a full grip during the pressure phase and stick threat until the release, the dog is not attentive, dominant or is bumping during guarding of the helper are all deducted accordingly. If the dog grips the sleeve during the side transport, the transport stops and the handler has 1 command "out" or DQ, if the dog falls out of position the transport stops and the handler has maximum of 3 commands to get the dog back into position to complete the transport.

Attack on the dog out of motion

Commands: (a send command is allowed but may not be a command to grip or bite) out, sit, heel or transport

The helper yells and threatens the dog in all levels. The first yells are given when the helper starts to attack from mid field (IGP1-2) or when the helper turns up field to run towards the dog. The final yell and threat is when the dog is preparing to engage the helper.

IGP 1

The helper will stop where the previous exercise has ended (if the judge determines it an unsafe position on the field he/she may move the helper more to the midline of the field to before the dog is sent to attack). After the "Defense against an attack from the guarding phase", the dog handler takes his dog, on leash or off leash, about 30 meters away from the helper. The dog must be in the correct basic position on the knee of the dog handler. After reaching the position for the setup, the handler stops and turns around. The dog is brought into the basic position with the command to sit. The dog, sitting calmly and attentively to the helper, can be held by the collar. He must not be stimulated by the dog handler. At the order of the judge, the helper attacks the dog frontally with yelling and making strong threatening motions. On the judge's instructions, the handler immediately releases his dog with the command to go. The dog must without hesitation engage of the helper with high dominance and determination. After the grip the dog is to be pressured by driving and threats with the padded stick by the helper. Particular attention must be paid to the dog's self-assurance, power, and a full, calm grip. The handler is not allowed to leave his place. At the order of the judge, the helper stops the drive and pressure and places the back of the dog towards the handler. After the helper has locked up, the transition



THE UNITED SCHUTZHUND CLUBS OF AMERICA

Working Dog Trial Rulebook

Version 3.0
5.2021



phase must be displayed for approximately 1 sec after the helper has stopped. After the transition phase the dog must release. The handler can give a command to out in an appropriate time (1 – 3 seconds) independently additional commands to out will be directed by the judge. During and after the release the helper has to stand still. After outing the dog must guard the helper with powerful, attentive, confidence with high dominance. On the judge's instructions, the handler goes to his dog, returns him into the basic position with to sit (handler must be next to the dog in basic position when the sit command is given, if the dog moves back to the handler at the sit it is faulty) and puts the leash him on. The padded stick is removed from the helper. The handler may disarm the helper any way he/she wants as long as the dog and handler remain together during the disarm. Then a new basic position is taken next to the helper and a side transport, either with the dog on leash or off leash, to the judge over a distance of about 20 paces. A command for heeling or transport is allowed. The dog has to remain between helper and the handler. The dog must be attentive to the helper during transport. However, he is not allowed to press, jump or grip the helper. If the dog leaves the position between the helper and handler the transport must stop and the handler has 3 commands to get the dog back to position between the handler and helper so the transport may continue. At the end of the transport, the handler takes a basic position in front of the judge, hands the padded stick to the judge and reports that protection is complete. The handler goes with his dog on leash, at the direction of the judge, under control to the position for the critique.

IGP 2

The helper will stop where the previous exercise has ended (if the judge determines it an unsafe position on the field he/she may move the helper more to the midline of the field to before the dog is sent to attack). After the side transport at the end of the exercise "Back Transport ", the dog handler takes his free heeling dog, off leash, about 40 meters away from the helper. The dog must be in the correct position on the knee of the dog handler. After reaching the position for the setup, the handler stops and turns around. The dog is brought into the basic position with the command to sit. The dog, sitting calmly and attentively to the helper, can be held by the collar. He must not be stimulated by the dog handler. At the order of the judge, the helper attacks the dog frontally with yelling and making strong threatening motions. On the judge's instructions, the handler immediately releases his dog with the command to go. The dog must without hesitation engage of the helper with high dominance and determination. After the grip the dog is to be pressured by driving and threats with the padded stick by the helper. Particular attention must be paid to the dog's self-assurance, power, and a full, calm grip. The handler is not allowed to leave his place. At the order of the judge, the helper stops the drive and pressure and places the back of the dog towards the handler. After the helper has locked up, the transition phase must be displayed for approximately 1 sec after the helper has stopped. After the transition phase the dog must release. The handler can give a command for outing in an appropriate time (1-3 seconds) independently additional commands to out will be directed by the judge. During and after the release the helper has to stand still. After outing the dog must guard the helper with powerful, attentive, confidence with high dominance for approximately 5 seconds.

IGP 3

The handler (HF), after the side transport at the end of the exercise "Attack on the dog from the back transport" he takes his free heeling dog to the marked place on the center line even with the first Blind. The heeling has to show attention to the handler, stress free and intensity from the dog. The dog is straight, right at the knee of the handler. After reaching the position for Long Attack the handler) stops and turns around. With the command sit, the dog is brought into the



THE UNITED SCHUTZHUND CLUBS OF AMERICA

Working Dog Trial Rulebook

Version 3.0
5.2021



basic position. The straight, quiet and attentive to the helper sitting dog can be held by the collar, but may not be stimulated by the handler. At the order of the judge the helper with a padded stick comes out of a blind and runs to the center line. After reaching the center line the helper turns up field and runs towards the handler and attacks, without interrupting his running pace, while yelling and making strong threatening motions. As soon as the helper is about 50 meters from the handler, on the judge's instructions, the handler immediately releases his dog with the command to go. The dog must without hesitation engage the helper with high dominance and determination. After the grip the dog is to be pressured by driving and threats with the padded stick by the helper. Particular attention must be paid to the dog's self-assurance, power, and a full, calm grip. The handler is not allowed to leave his place. At the order of the judge (LR), the helper stops the drive and pressure and places the back of the dog towards the handler. After the helper has locked up, the transition phase must be displayed for approximately 1 sec after the helper has stopped. After the transition phase the dog must release. The handler can give a command for outing in an appropriate time independently (1-3 seconds) additional out commands will be directed by the judge. During and after the release the helper has to stand still. After outing the dog must guard the helper with powerful, attentive, confidence with high dominance for approximately 5 seconds.

Evaluation criteria IGP1-2-3

The dog is not reacting with a firm, fast, energetic and powerful engagement and/or effective prevention of the attack. Not quiet, calm and/or full grip until the release, not attentive, dominant guarding of the helper is deducted.

Defense of an Attack from the Guarding Phase and the completion of phase C

IGP-2 and IGP-3

Commands: Out, Sit and Transport / heel

After the exercise "defense against an attack out of motion", the helper on the judge's instruction undertakes an attack on the dog. The dog must defend itself without the influence of the handler by explosive and powerful strike. The dog is to be pressured in the drive with stick threats by the helper. Particular attention must be paid to the dog's self-assurance, power, and a full, calm grip. **Stick threats but no stick contact is done in IGP 2. In IGP 3 stick contact (two (2) stick hits) are to be applied during the drive (IGP-3 only).** At the order of the judge, the helper stops the drive and pressure. After the helper has locked up, the transition phase must be displayed for approximately 1 sec after the helper has stopped. After the transition phase, the dog must release. The handler can give a command for outing in an appropriate time (1-3 seconds) independently additional out commands will be directed by the judge. During and after the release the helper has to stand still. After outing the dog must guard the helper with powerful, attentive, confidence with high dominance.

On the judge's instructions, the handler goes to his dog, returns him into the basic position with the command to sit (a single sit command is allowed without deduction, handler must be next to the dog in basic position when the sit command is given, if the dog moves back to the handler at the sit it is faulty). The padded stick is removed from the helper. The handler (HF) may disarm the helper any way he/she wants as long as the dog and handler remain together during the disarm.

Then a new basic position is taken by the handler and dog next to the helper and a side transport, with the dog off leash, to the judge over a distance of about 20 paces. A command for heeling or transport is allowed. The dog has to stay between helper and the handler. The dog must be attentive to the helper during transport. However, he is not allowed to press, jump or grip the helper. At the end of the transport, the handler takes a basic position in front of the judge, hands the padded stick to the judge and reports that protection is complete. The handler



THE UNITED SCHUTZHUND CLUBS OF AMERICA

Working Dog Trial Rulebook

Version 3.0
5.2021



must free heel 5 paces away from the judge before taking a basic position and putting the leash on. The handler goes with his dog on leash, at the direction of the judge, under control to the position for the critique.

Evaluation criteria

The dog is not reacting with a firm, fast, energetic and powerful engagement and/or effective prevention of the attack. Not quiet, calm and/or full on the grip until the release, not attentive, dominant or bumping during guarding of the helper are deducted accordingly.

IGP V

The IGP-V (Pre-IGP-1 test) has been developed as a pre IGP 1

It may be entered for dogs not yet ready for IGP 1, this is not a working or breed title:

IGP-V is offered in USCA Trials but is not required to enter for IGP 1 in USCA.

Phase A = 100 points

Phase B = 100 points

Phase C = 100 points.

Total = 300 points

On the day of the trial, the dog must have reached the minimum required age. No exceptions may be made. Prerequisite for the entering is a successful BH / VT.

General Description

There is no TSB evaluation. The helper uses a padded stick to threaten the dog, but there is no stick contact (striking).

Hold and Bark - 15 points

Commands "search"

The helper is located about 20 steps away from the handler and his dog, not visible to the dog, in a blind. At the direction of the judge, the handler unleashes his dog and sends him with a command to search and / or raise the arm and point to the blind. The dog must actively, attentively, and persistently bark at the helper. The dog is not allowed to touch or grip the helper. The handler immediately goes to the dog at the direction of the judge and holds him on the collar.

Prevention of Attempted Escape

30 Points –Command "out"

While the handler is holding his dog by the collar, the helper steps out of the blind and makes an escape attempt. On the order of the judge, the dog handler releases his dog. The dog must without hesitation try to prevent the attempted escape with high determination, and by an explosive and powerful attack. From the lockup of the helper to the out, the transitional phase is about 1 sec. After a transitional phase, the dog must let go. The handler may give a command to out within an appropriate time.

During the command for the "out" the handler must stand still without influencing the dog. After the release, the dog must remain close to the helper and guard this carefully. At the judge's direction the handler goes directly to his dog and holds him by the collar.



THE UNITED SCHUTZHUND CLUBS OF AMERICA

Working Dog Trial Rulebook

Version 3.0
5.2021



Attack on the Handler and his dog

50 Points – Commands: "Heel", "Out", "Sit", "Heel or Transport"

The dog is held on the collar, but cannot be stimulated by the dog handler. At the direction of the judge the helper goes away in a normal pace from the handler and dog. After about 20 paces, the helper turns to the handler and attacks the handler and his dog frontally with yelling and violent threatening movements. The handler will release his dog with the command to "go". The dog has to defend the attack without hesitation by energetic and powerful attack. He may only attack the helper's protective sleeve. The dog handler is not allowed to leave his place. At the direction of the judge the helper stops. After the helper stops, the dog must immediately release. The dog handler can give a command to "release" in an appropriate time independently.

During the command to "out" the handler must stand still without influencing the dog. After the release, the dog must remain close to the helper and guard him attentively. On the judge's direction, the handler goes directly at a normal pace, to his dog and takes him into the basic position with command to sit.

Transport to the Judge

5 Points - commands as "Heel" or "Transport"

Then follows a side transport of the helper to the judge over a distance of about 10 paces. A command HZ "heel" or "transport" is allowed. The dog has to go to the right side of the helper so that the dog is between the helper and the dog handler. The dog must be attentive to the helper during transport. However, he is not allowed to press, jump or grip the helper. At the end of the transport, the handler takes a basic position in front of the judge, and reports that protection is complete.

Sport Titles

Tracking 1 – 3

(FPr 1 – 3)

The tracking examinations in levels 1 to 3 consist only of the "A" Phase of the corresponding examination Levels of IGP-1 to 3. They can be counted to make the minimum number of 4 entries (at least 1 must be a IGP, FH, RH) to make an official trial. It is up to the handler, at which stage his dog is presented.

A training title in the sense of the show requirements, the breeding regulations and the "Breed survey" will not be awarded.

Maximum	Excellent	Very Good	Good	Staisfactor	Insufficient
100	100 – 96	95 – 90	89 – 80	79 – 70	69 - 0

The tracking examinations (FPr/TR) do not need to be performed or earned in sequence (order) of 1-2- 3

Obedience 1 – 3

(UPr 1 – 3)

The Obedience examinations in levels 1 to 3 consist only of the "B" Phase of the corresponding examination Levels of IGP-1 to 3. They can be counted to make the minimum number of 4 entries (at least 1 must be a IGP, FH, RH) to make an official trial. It is up to the handler, at which stage his dog is presented.



THE UNITED SCHUTZHUND CLUBS OF AMERICA
Working Dog Trial Rulebook

Version 3.0
5.2021



A training title in the sense of the show requirements, the breeding regulations and the "Breed survey" will not be awarded.

Maximum Points	Excellent	Very Good	Good	Satisfactor	Insufficient
100	100 – 96	95 – 90	89 – 80	79 – 70	69 - 0

The Obedience examinations (UPr/OB) do not need to be performed or earned in sequence (order) of 1-2-3.

GPr 1-2-3

Working Dog Test (same as IGP but without Tracking Phase)

Maximum Points 200

The GPr 1 - 3 examinations only consist of Phases B and C of the corresponding examination Levels of IGP 1 - 3. Track work is not shown during these examinations. They can be counted to make the minimum number of 4 entries (at least 1 must be a IGP, FH, RH) to make an official trial. It is up to the handler, at which level his dog is presented. Titles do not need to be performed or earned in sequence

A training title in the sense of the show requirements, the breeding regulations and the "Breed survey" will not be awarded.

Maximum Points	Excellent	Very Good	Good	Satisfactor	Insufficient
200	200 – 192	191 – 180	179 – 160	159 – 140	139 - 0

Article Indication Trial 1 – 3

(StP 1 – 3)

Levels for the Article Indication Test

The requirements are set to different levels STp 1-2-3

The STp may be done in any order it does not need to be done 1-2-3

Level	Indication	Articl	Point	Execution
1	20 x 30 m	2 Handler Articles Size: 10 x 3 x 1 cm	10 / 10	10 minutes
2	20 x 40 m	4 Stranger Articles Size: 10 x 3 x 1 cm	5 / 5 / 5 / 5	12 minutes
3	30 x 50 m	5 Stranger Articles Size: 5 x 3 x 1 cm Material: Different may be placed at judge's discretion	4 / 4 / 4 / 4 / 4	15 minutes



THE UNITED SCHUTZHUND CLUBS OF AMERICA

Working Dog Trial Rulebook

Version 3.0
5.2021



General Requirements

In order to take this Examination, the dog must be a minimum of 15 months old and has passed the FCI-BH/VT test or has passed a national BH/VT test.

The handler reports in with his name and his dog's name in a sportsmanlike manner and advises the judge which level of test he is undertaking. Thereafter, he goes with his dog on leash to the designated start position and assumes the basic position.

The dog is taken off leash for the indication work. The handler must keep the leash with him. Any force or punishment is to be avoided.

Slightly going out of the boundaries is not faulty. Spectators are to be a reasonable distance away from the indication field.

Type of area for the Indication Work

Terrain: all natural ground (grass, plowed field, wooded area). Tree stumps are also permitted. (Avoid any opportunity for visual indication, so avoid short grass or other similar areas.)

Prior to laying out the articles, the indication area should be crossed by people several times, so that no one track is indicated.

Markings (flags) may be placed to indicate the working indication area (search area).

Articles

Material:

Wood, leather, artificial leather, textile

Placed articles may not differentiate themselves in color to the terrain and

should not be visible. Handler and dog must remain out of sight while the

articles are placed.

There is no waiting time to begin. The dog may begin to search immediately after the articles are placed.

Deploying the dog to locate

The imaginary center line and the bordering sides of the indication area will be made known to the handler by the judge.

At the beginning a short preparation of the dog to start working at the imaginary center line of the indication area is permitted.

The handler moves within the imaginary center line. He may only leave this to retrieve the article. Thereafter the dog is restarted from the center line to locate the remaining article(s). Both verbal and visual commands are permitted. The command "lost" may be supported with the "search" command.

Locating the article(s) with a "high Nose" is not faulty. The indication area may be repeatedly searched.



THE UNITED SCHUTZHUND CLUBS OF AMERICA

Working Dog Trial Rulebook

Version 3.0
5.2021



Behavior at the articles

Articles must be convincingly indicated and may not be touched by the dog. The articles may be indicated by sitting, standing or lying down or in varying styles. A command to indicate is not permitted and leads to the article being evaluated as “not found”.

No commands are permitted to get the dog to indicate the articles. If the dog has indicated an article, the handler goes to his dog and shows the judge the article by raising it up and then he returns to the center line and restarts his dog and allows it to continue the article indication work until it indicates the next article.

The lying down position for the articles is not stipulated. The located article must however be in the immediate area of the dog’s front paws.

The handler always approaches his dog from the side and may not stand in front of the dog. Praising the dog after the article is shown is permitted.

After the dog has located the last article, he is placed on leash. Thereafter, the handler shows the article and reports out to the judge.

Rating

The maximum number of points for StPr 1 – 3 is 100 points. A minimum of 70 points must be achieved.

The evaluation criteria for all 3 levels

- a) The dog's tenacity is 20 points
(Following the instructions/ hand signals of the handler)
- b) The dog’s intensity of work is 20 points
(determination and work ethic)
- c) Stamina 10 points
(Never stopping the detection drive until the article is found)
- d) Behavior of the dog handler 9 points
(Affecting the dog)
- e) Finding the articles 41 points
(Convincing, confident, steady indication)

Maximum Points	Excellent	Very Good	Good	Satisfactory	Insufficient
100	100 – 96	95 – 90	89 – 80	79 – 70	69 - 0

General Rules

The exercise starts with the basic position at the edge of the search field and ends with the dog/handler team checking out to the judge. The articles found by the dog are to be shown.

Positive Work

Consistent, quiet and fluent working, quick release from the dog handler, immediate response to verbal commands, persistent and purposeful working of the dog, wide side impacts of the dog.



THE UNITED SCHUTZHUND CLUBS OF AMERICA
Working Dog Trial Rulebook

Version 3.0
5.2021



Faulty Work

Picking up an article by the dog. Objects which are displayed with strong handler help are considered not found. Touching the article 1 - 3 points deduction

Premature breaking indication position, 1 - 3 points deduction
 Handler leaves the imaginary center line 2 - 5 points deduction
 Mice catching, urinating or defecating, etc. 4 - 8 points deduction
 Wandering, work lacks intensity, focus or determination 4 - 8 points deduction

The work must be terminated after exceeding the predetermined running time. The points reached to that time are evaluated.

Other negative evaluation criteria are

Restless behavior when searching, barking, handler help, extensive overshooting of the search area boundaries by the dog.

	StPr 1 Field Size 20 x 30 m
	StPr 2 Field Size 20 x 40 m
	StPr 3 Field Size 30 x 50 m

Endurance Test (AD)

General Information

The endurance test is intended to provide proof that the dog is capable of a physical effort, without considerable fatigue shown subsequently. The dogs structure and physical condition must be able to hold up throughout the requirements of the entire examination. The examination places increased demands on the body and internal organs, especially the heart and lungs. But also examines other properties, such as temperament and hardness. The effortless management of the performance must be seen as proof of the physical health and the presence of the required drives.

Before the test starts, the identity of the dog must be verified.

In USCA Events there is no minimum number of dogs entered to conduct an AD. The request to hold an AD must be part of the USCA Trial Authorization. The result must be entered in the scorebook, or on the pedigree.



THE UNITED SCHUTZHUND CLUBS OF AMERICA

Working Dog Trial Rulebook

Version 3.0
5.2021



When applying for an event authorization, the organizer accepts the responsibility to carry out the endurance test during the summer months only in the early morning or late afternoon hours. The outside temperature should not exceed 22 degrees Celsius (72 F). Participation in an endurance test is voluntary. In the course of an endurance test, if the handler or his dog should be injured, neither the organizer nor the judge can be held liable.

Entry Requirements

The minimum required age is 16 months. A maximum of 20 dogs are allowed per day with one judge. If there are more than 20 dogs then a second judge must be used. For safety reasons, each handler is allowed to show only one dog. The dogs must be fully and well trained. Ill, weak, overheated, pregnant or nursing bitches must not be allowed to start. At the beginning of the examination, the handler checks in with the judge. The judge has to be sure the dog is in good shape. Dogs that appear to be tired or unhappy are to be excluded from participation. If a dog shows excessive fatigue symptoms or other impairments during the test, the dog has to terminate in the examination. All decisions by the judge are not contestable.

Ratings

Points and ratings are not awarded, only "Passed" or "Not passed".

Terrain

The Examination will be held on roads and paths of various possible surfaces. For example: asphalt or unpaved streets, grass or dirt paths.

Performance of endurance test

The Examination is a distance of 20 kilometers (12.4 Miles) in length at a rate of 12 to 15 kilometers per hour (7.5 to 9.3 MPH).

Running Exercise

The handler takes his dog to the starting position for the examination. The dog has to run (according to the traffic regulations) on the right side of the handler in a normal trot beside the bike. Avoid having the dog run too fast. The leash must be kept longer so that the dog has the possibility to adapt to any tempo. Connection devices ("Springer") are allowed. Slight pulling on the leash is not faulty, but the dog should not be constantly dragging and choking himself. After the first 8 km (5 miles), a break of 15 minutes is required. During this time the Judge must watch the dog for any signs of fatigue. Fatigued Dogs Shall be terminated from the examination.

After the break, 7 km (4.5 miles) more are to be covered, then a break of 20 minutes. During this break, the dog is given the opportunity to move freely and without constraint.

Shortly before the return to the final running portion the judge must check the dogs for fatigue or injury to their paws. Fatigued dogs or dogs whose paws are injured must be terminated. After completion of the final running portion, a 15 minute break must be inserted. During the break, the dog must



THE UNITED SCHUTZHUND CLUBS OF AMERICA

Working Dog Trial Rulebook

Version 3.0
5.2021



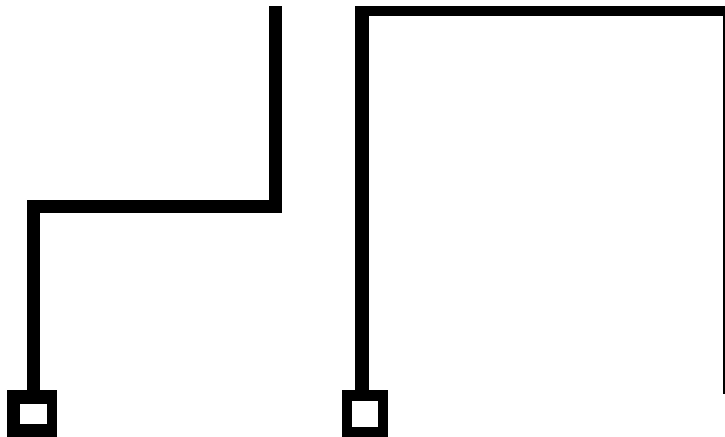
be given the opportunity to move freely and without constraint. The judge must determine whether the dog shows signs of fatigue or injury to the paws.

Judges should accompany the dogs on the bike if possible, if not they should follow in a car. The results must be entered in the scorebook. It is necessary for the Handler/dogs to be accompanied by a motor vehicle so that dogs that cannot continue can be loaded into the motor vehicle and transported back to the start.

Dogs that show exceptional signs of fatigue or are unable to withstand the minimum speed of 12 km/h cannot pass the examination.

Track shapes IGP-1 and IGP-2

The tracking sketches are examples and can also be placed in mirror image.



Track shapes IGP- 3


The tracking sketches are examples and can also be placed in mirror image.



THE UNITED SCHUTZHUND CLUBS OF AMERICA

Working Dog Trial Rulebook

Version 3.0
5.2021





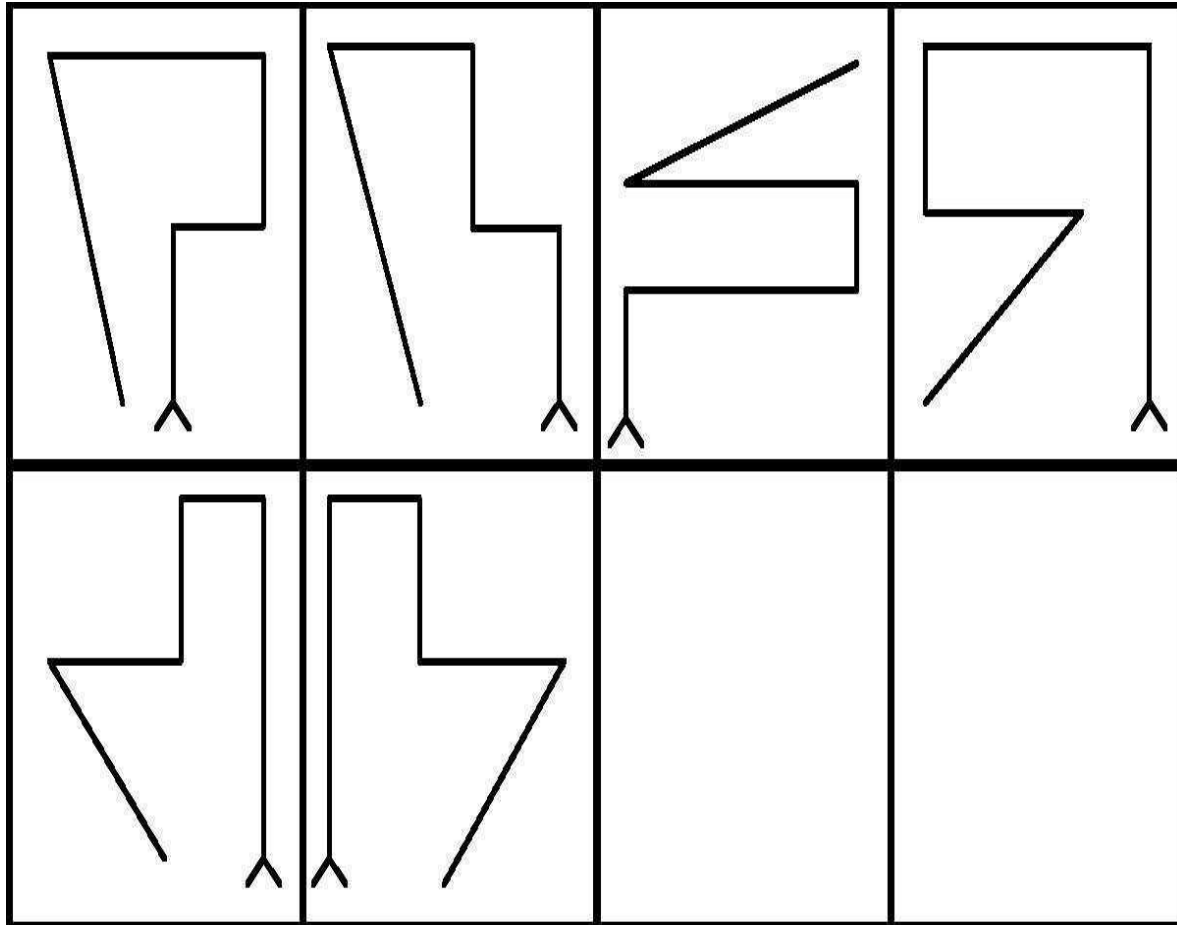
THE UNITED SCHUTZHUND CLUBS OF AMERICA
Working Dog Trial Rulebook

Version 3.0
5.2021



IFH-V

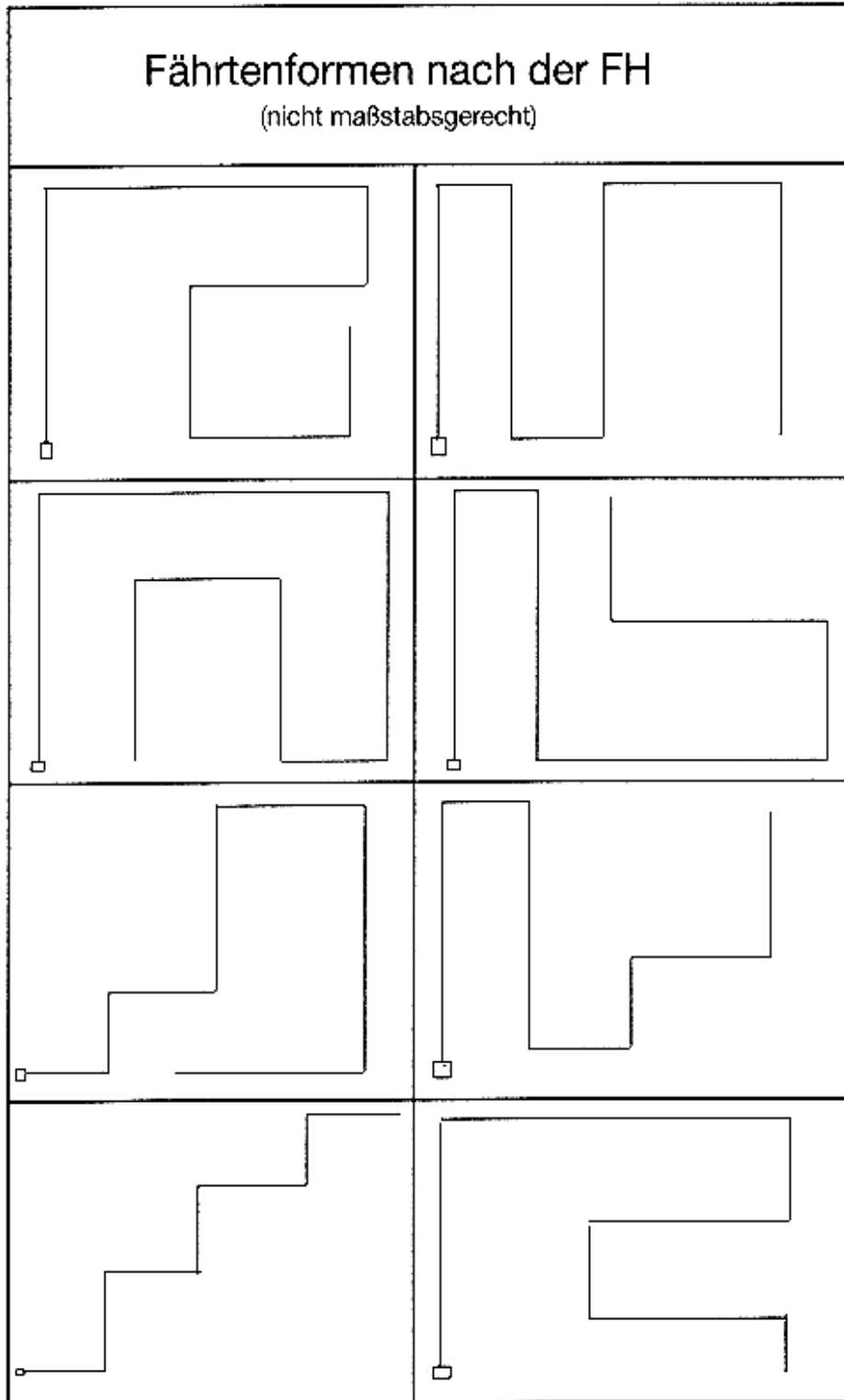
Tracks for IFH-V





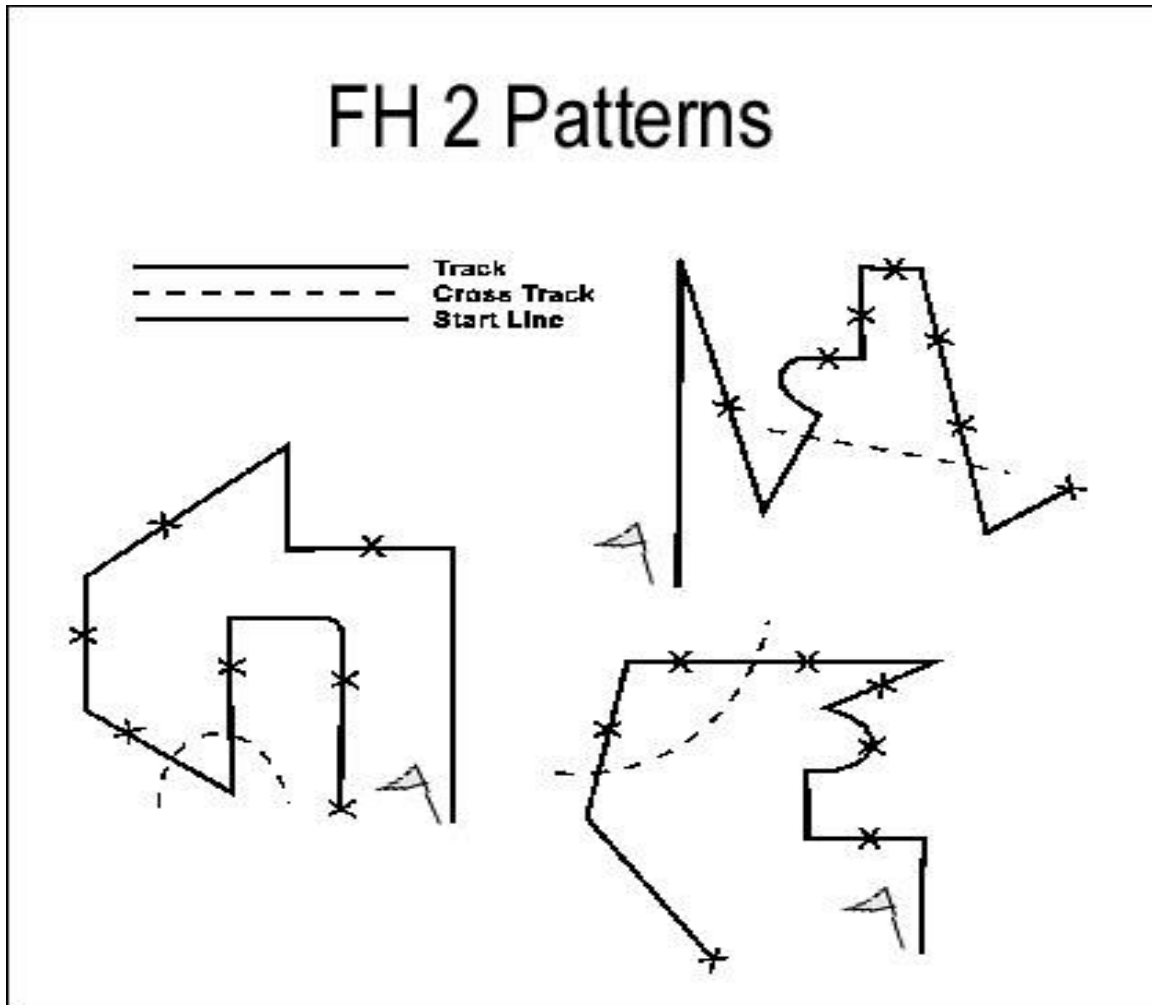
FH-1

Possible Tracks





IFH-2 and IGP-FH
Possible tracks

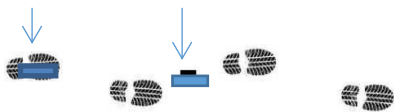




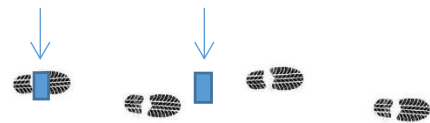
Laying the track

Angle outside footprint or T footprint are acceptable. What is important is the inside of corner is as close to 90 degrees as possible. All tracks in a level should be laid the same style.

**Laying the article
(article may be in or between the footsteps)**



alternative way of laying the article



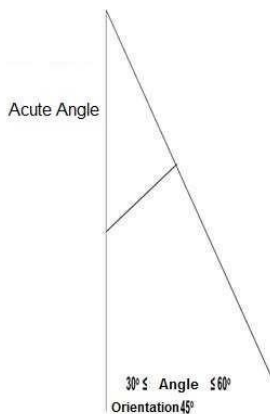
Sharp angle to the right



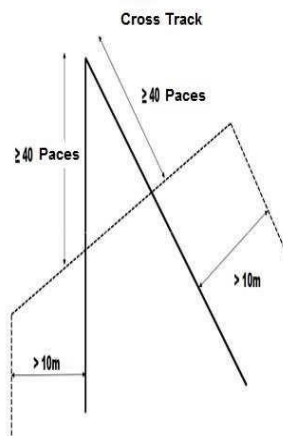
Sharp angle to the left



Sharp angle



Cross track





THE UNITED SCHUTZHUND CLUBS OF AMERICA

Working Dog Trial Rulebook

Version 3.0
3.2021



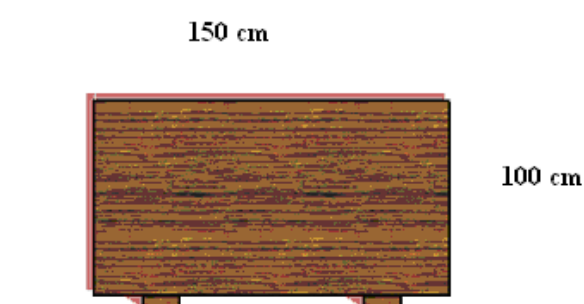
The fixed Hurtle 1 meter..

ONE-METER HURDLE CONSTRUCTION:

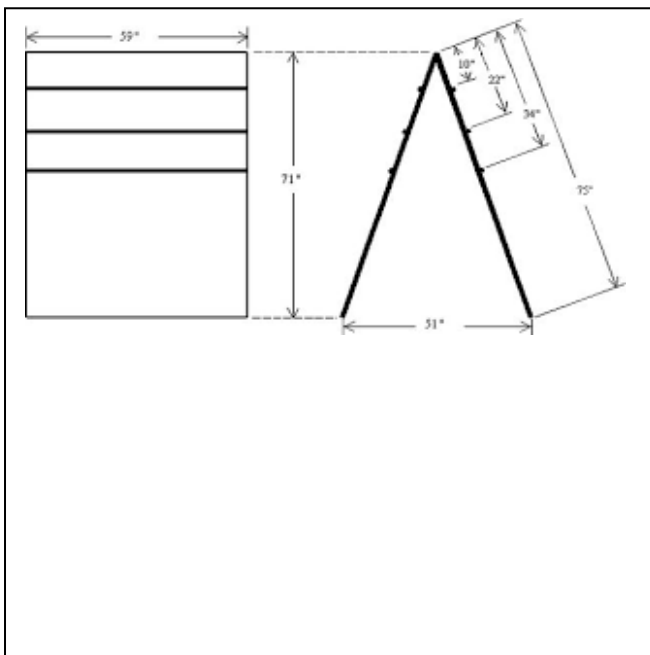
Height: 1 meter

Width: 1.5 meters

Nonflexible (rigid) top - no "goal posts".

 <p>150 cm</p> <p>100 cm</p>	<p>The jump has a height of 100 cm (39.7 inches) and a width of 150 cm (59 inches) (see sketch)</p> <p>The top should be rigid. Practice jumps are not permitted during the trial.</p>
----------------------------------------------------------------------------------------------------------------	----------------------------------------------------------------------------------------------------------------------------------------------------------------------------------------

Scaling wall



The scaling wall consists of 2 sides joined at the top and must be 150 cm (59") wide and 190cm (75") high. At the bottom both sides stand apart so that there is a peak height of 180cm (71"). The entire area of the scaling wall must be covered with anti-skid material. At the upper part of the sides 3 cleats approx 5cm (2-2.5") wide and placed at 25cm (10") from the top –middle 56cm (22") and bottom 86 cm (34").

All dogs must jump the same obstacles.

Test jumps are not permitted during the Examination

