

AMBIENT KEYS

A PERSONAL SOUND COLLECTION
BY MARVIN MCMAHON

coLAB
S E R I E S

**USER
MANUAL**

CONTENTS

- Inletaudio beliefs & goals (1)
- How to install (2)
- Overview (3)
- Specs & articulations (4)
- Main Page Overview (5)
- FX Page Overview (6)
- Main Page In Depth (7)
- FX Page In Depth (8, 9)
- Edit Menus (10, 11)
- Thank You (12)
- Credits (13)

Welcome to the inletaudio family!

Thank you for purchasing Ambient Keys!

We appreciate your business and hope you enjoy using this product.

Personality. Opportunity. Community.

We create artist-driven sample library products that prioritize musicians and their communities.

At our core, Inletaudio is all about fostering a sense of personality, opportunity, and community. We are committed to providing a space where musicians can thrive by showcasing their unique talents, offering new opportunities for growth and collaboration, and building a supportive community that empowers them to succeed.

Our focus is on supporting our talented musicians directly with every product purchase.

We aim to bridge the gap between playing in a music ensemble and becoming a session musician by encouraging collaborations with inletaudio, creating an additional revenue stream for musicians.

Our expanding product range offers composers greater opportunities while supporting the growth of musicians' careers.

MARVIN MCMAHON | COMPOSER



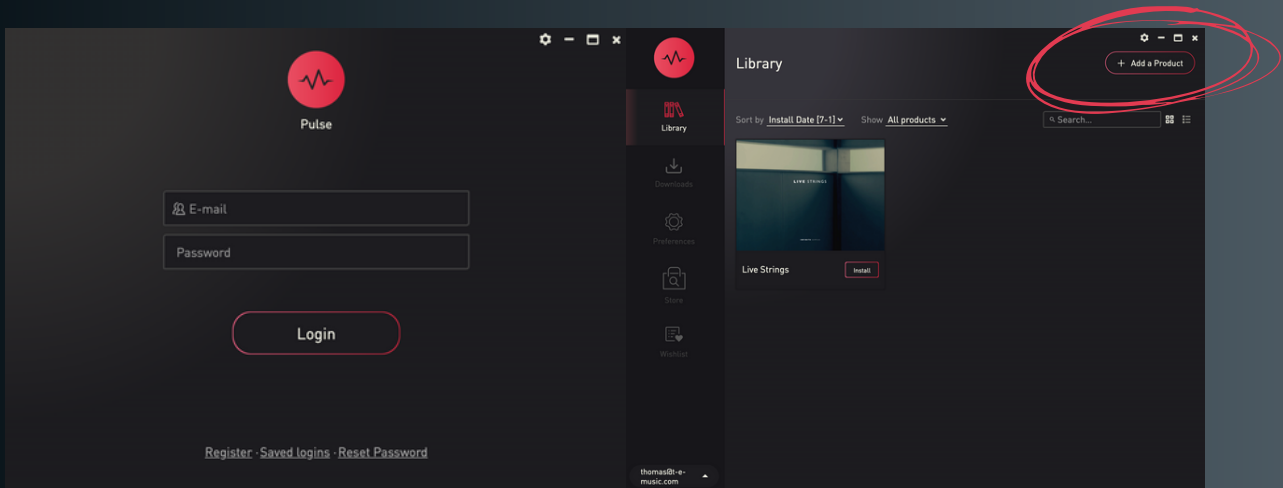
marvinmcmahonmusic.com

HOW TO INSTALL

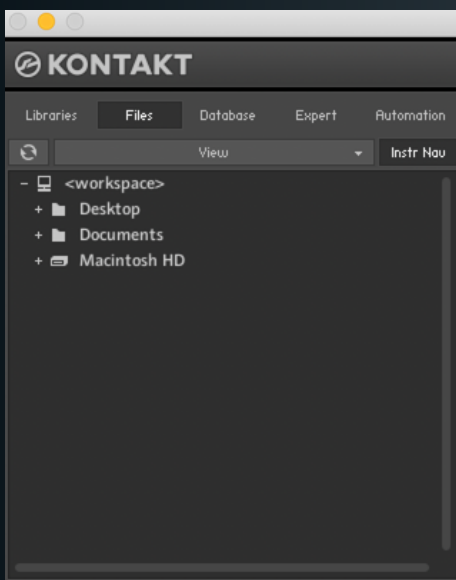
We work with our distribution partner Pulse which is the industry standard for downloading, installing, updating and managing your sample libraries – all in one place. Upon purchasing our product(s), you will receive a unique redemption code via email which you can redeem in the Pulse app.

Follow these steps to download Ambient Keys:

- Look out for an email confirmation of your order from Inletaudio
- Look out for an email from our partner Pulse which will contain a unique serial code that you can redeem inside the Pulse App.
- If you don't already have the Pulse App installed, download it from:
www.pulsedownloader.com
- Once downloaded and installed, open the Pulse app on your Mac or PC
- Login/register a new account
- Navigate to the library section, click "+ Add a Product" and paste your unique serial code



- You will be prompted to choose a file path to store your product. We recommend using an external solid state drive to store sample libraries.
- Click "download". Once downloaded, Pulse automatically installs the library so you can load in your product via the file manager within Kontakt or drag & drop your product directly from your finder (Mac) or file explorer (Windows) into your Kontakt instance.



or
drag & drop into Kontakt from
Finder (Mac) or File Explorer
(Windows)

What the library is all about:

Innovations converges with simplicity. Explore the atmospheric soundscapes of Ambient Keys, meticulously curated by the award-winning composer Marvin McMahan. Shipping with 33 keys and 26 pads, this collection artfully merges organic and electronic sounds. The XY pad allows for seamless blending of up to four sounds, encouraging boundless creativity. Immerse yourself in the vast sonic possibilities of Ambient Keys, enriched with built-in effects, igniting inspiration to sculpt unique fusions and stir profound emotions.

TECHNICAL

- Runs in full retail version of Kontakt 6.4.2 & above (see our [FAQs](#) for more detail)
- ~ 3.5GB (over 1500 samples)
- 24 bit / 48kHz
- 5GB disk space required during install
- System Requirements:
 - Mac: Mac OS X 10.13 or later / Intel i5 or newer
 - Windows 7, Windows 8, or Windows 10 (latest Service Pack), Intel Core i5 or equivalent CPU, / Quad-core Intel i5 or newer
- Recommended Cores & RAM: Min. Quad-core / 8GB
- We strongly recommend storing Ambient Keys on a Solid State Drive (SSD) for better performance - regular spinning Hard Disk Drives (HDD) may not be as efficient

ARTICULATIONS (18)

Keys: 33

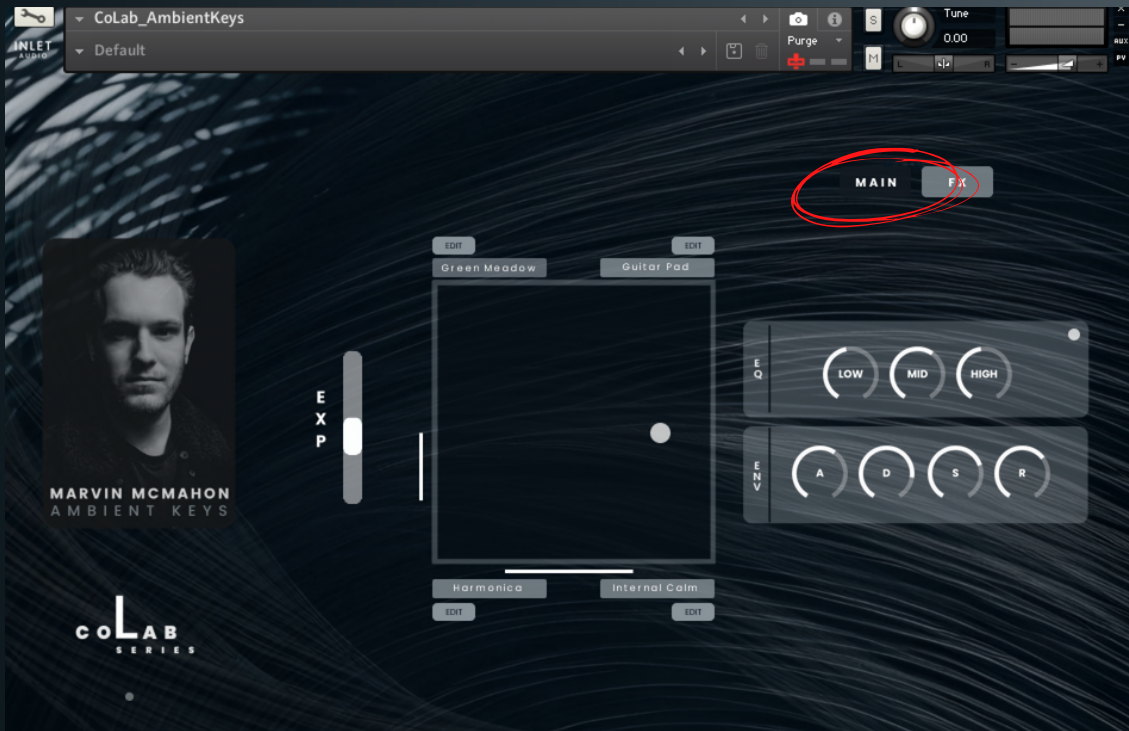
Pads: 26

Presets: 126

You can load or change your articulations by clicking on the articulation name. This opens up a dropdown menu from which you can choose your articulations.

MAIN TAB OVERVIEW

At inletaudio we believe in "see you who are playing" which is why we include headshots of all of our Recording Artists on our user interfaces.



- Artist headshot
- Instrument name
- Series name
- "*" (info button) which opens artist bio
- XY PAD
- Dropdown menu in each quadrant which lets you choose articulations
- "Edit" button which opens a new page which lets you fine-tune the articulation in each quadrant of the XY pad
- Expression slider
- EQ
 - Low, Mid, High
- Envelope
 - Attack
 - Decay
 - Sustain
 - Release

FX TAB OVERVIEW



- Artist headshot
- Instrument name
- Series name
- "*" (info button) which opens artist bio

- XY PAD
- Dropdown menu in each quadrant which lets you choose articulations
- "Edit" button which opens a new page which lets you fine-tune the articulation in each quadrant of the XY pad
- Expression slider

FX Page

- Reverbs (x 5)
 - 5 modes: Chamber, Cathedral, Hall, Plate, Home
- Delays (x 5)
 - Modern, Analog, Tape, Vintage, Diffusion
- Filter
 - Cutoff, Resonance, Bandwidth
- Various effects
 - Pitch Shifter
 - Saturation
 - Rotation

MAIN TAB IN DEPTH



EXPRESSION SLIDER

The expression ("exp") fader on the left side of the user interface allows you to control the overall expression of your blend of sounds.

XY PAD

By clicking the articulation names in each of the quadrants of the XY pad, a dropdown menu pops up which lets you choose from all the different articulations.

You can use the "Edit" button to open a new page which lets you fine-tune the articulation in each quadrant of the XY pad. This page also shows you the available playable range of the articulation in the quadrant you are editing. You can see this feature within Kontakt by either pressing F3 or navigating to the "Keyboard" menu located in the top of your Kontakt window.

EQ

The equalizer lets you change the low, mid and high frequencies of your blend of sounds

ENVELOPE

You can use the Attack, Decay, Sustain and Release to shape the way the instrument feels and plays.

BYPASS BUTTON (EQ)

This small button lets you turn on/off your EQ effect

FX TABS IN DEPTH



REVERB

Our reverb ships with 5 different reverb modes: Chamber, Cathedral, Hall, Plate, Home. Each of these modes have a very distinctive and unique character which allow you to create your perfect space.

Use the Pre Delay to optimize and shape when your reverb kicks in.

Change the size of your reverb space. You can go from smallest to biggest with each reverb mode.

Use the mix knob to choose how much reverb you would like to add to your sound.

DELAY

Our delay ships with 5 different delay modes: Modern, Analog, Tape, Vintage, Diffusion. Each of these modes have a very distinctive and unique character which allow you to create your perfect delay sound. The 5 delay modes have the following characteristics:

- Modern: shimmering and cinematic
- Analog: warm and slightly noisy
- Tape: slight shift in pitch and atmospheric
- Vintage: warm, less bright
- Diffusion: subtle and natural

Use the feedback knob to shape how long your reverb repeats itself for.

Use the mix knob to choose how much reverb you would like to add to your sound. Use the time knob to change the rhythmic subdivision of your delay. Use the "s" (sync) button next to "delay" to switch modes between syncing the delay to your DAW tempo or free mode.

FX TABS IN DEPTH

FILTER

Change the Cutoff, Resonance and Bandwidth in the filter section

VARIOUS EFFECTS

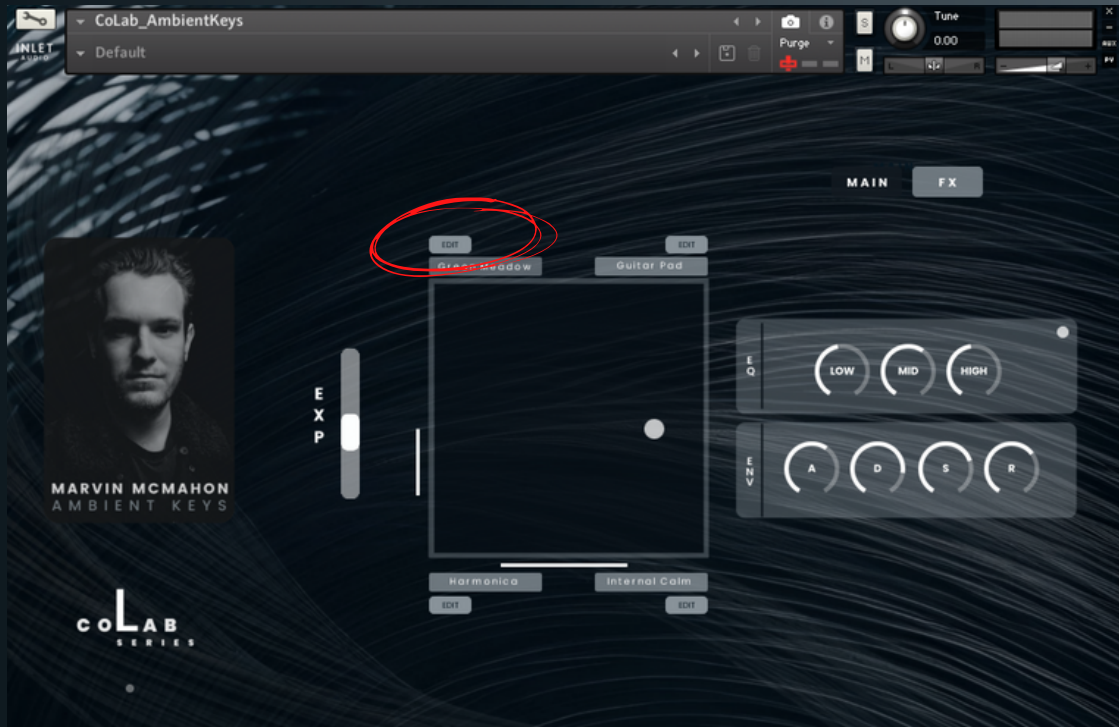
The various effects section allows you to change the pitch, saturation and rotation (Leslie rotation cabinet) of your blend of sounds

BYPASS BUTTONS

You can find bypass buttons on the upper right hand corner of the built-in filter, saturation, rotation, reverb and delay effects which allow you to turn on or off these effects.

EDIT MENUS IN DEPTH

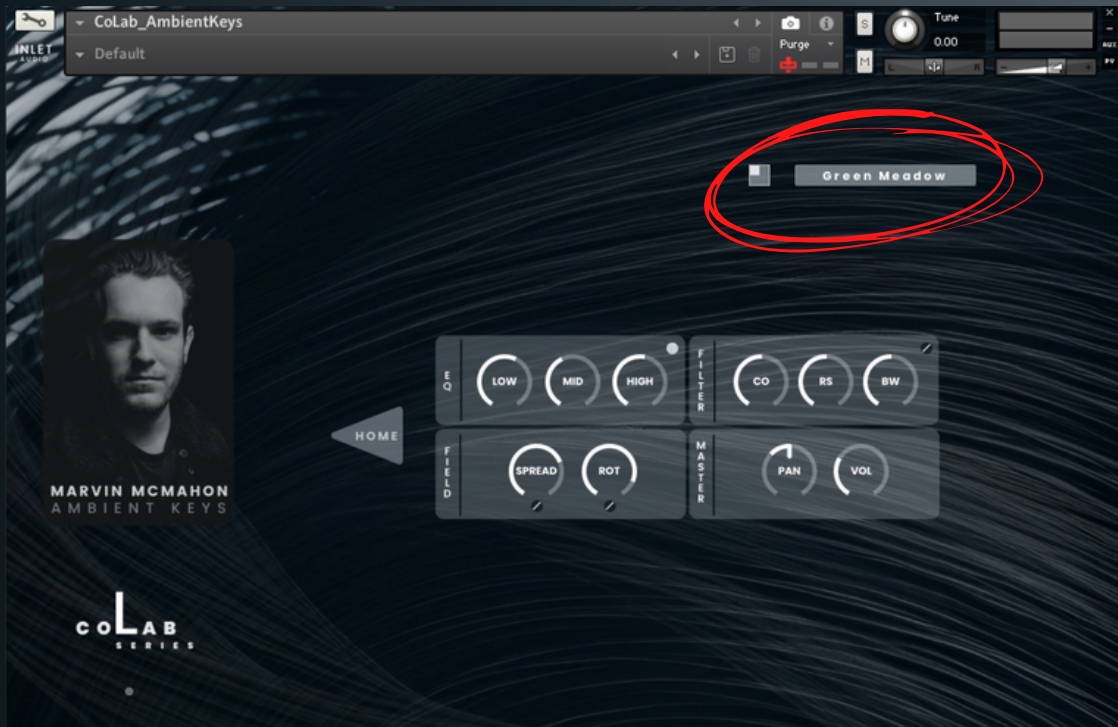
By clicking the "edit" buttons in each quadrant of the XY pad, you open up a brand-new page which allows you to change effects per articulation – so you can edit each quadrant differently.



EDIT MENUS IN DEPTH

Once you have opened the "edit" menu, you can apply the following effects to the quadrant you are editing.

A dice graphic, as well as an articulation graphic shows you which quadrant of the XY pad is being edited



EQ

This lets you change the low, mid and high range of your chosen articulation

FILTER

Change the Cutoff, Resonance and Bandwidth of your chosen articulation

FIELD EFFECTS

This lets you change the stereo spread and rotation (Leslie rotation cabinet) amount of your chosen articulation

MASTER

This section lets you change the PAN and volume of your selected articulation.

Welcome to the inleaudio family! Thank you again for purchasing our Ambient Textures library!

We appreciate your business and hope you enjoy using this product.

You have helped us getting our musicians promoted and supported directly.

CREDITS



MARVIN MCMAHON
COMPOSER



THOMAS EGGENSBERGER
INSTRUMENT DEVELOPMENT

 INLETAUDIO