

Alejandra Posada
Peninsula Clean Energy



PENINSULA
CLEAN ENERGY

Your New Official Electricity Provider

What is Peninsula Clean Energy?



Peninsula Clean Energy, also known as PCE, is the official electricity provider for San Mateo County with cleaner and greener power at lower rates.

Why Peninsula Clean Energy?

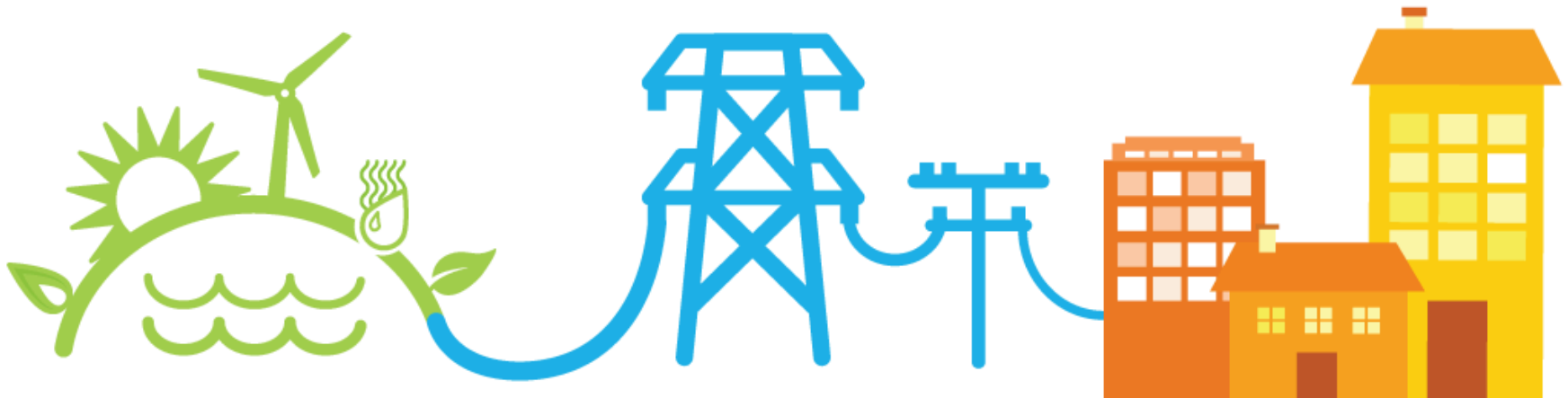
Launched by San Mateo County and all 20 cities to:

- Meet climate action goals
- Create a better future for our kids



All City Council Members in all 20 cities and San Mateo County Supervisors voted for it unanimously!

How It Works



GENERATION



Peninsula Clean Energy

Purchases electricity on your behalf
according to your usage

DELIVERY



PG&E

Maintains the wires,
delivers energy, and bills
customers

CUSTOMER




You

Benefiting from cleaner energy at
lower rates

PG&E July 2017 Energy Bill, Page 1

Current PG&E Electric Delivery Charges	\$69.96
PENINSULA CLEAN ENERGY Electric Generation Charges	31.43
Current Gas Charges	62.49

Total Amount Due by 07/26/2017	\$163.88
---------------------------------------	-----------------



Many Things Stay the Same

PG&E Discounts & Programs:

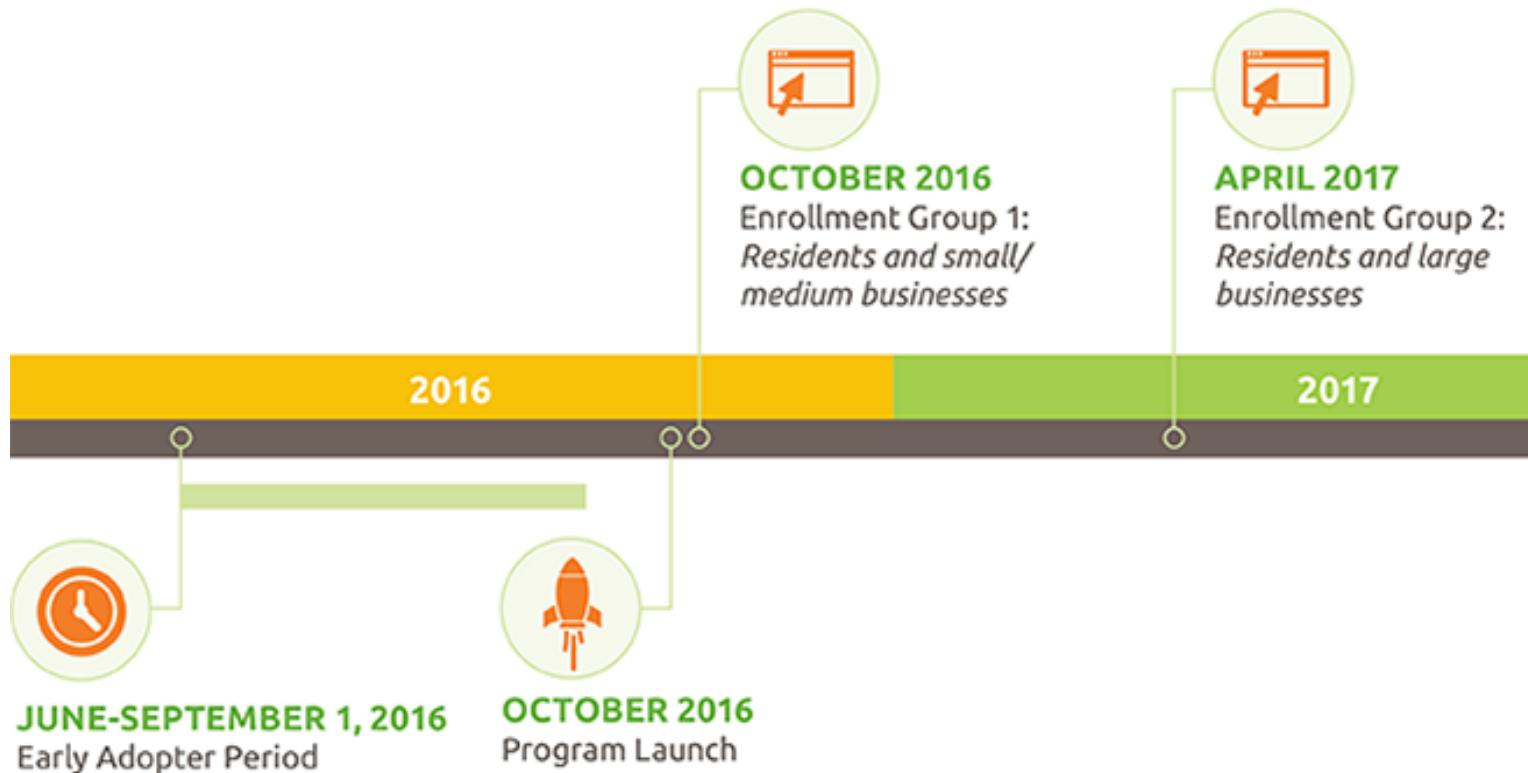
- CARE/FERA, Medical Baseline, and other discount programs continue
- Still eligible for PG&E energy efficiency rebates and others

Same Service Reliability:

- PG&E continues to maintain power lines
- Call PG&E customer service if your power goes off



Enrollment Schedule



Energy Choices

Customers have three choices:

1. **Keep ECOplus** - 50% renewable at 5% lower rates:

Customers are automatically enrolled in this option

2. **Opt-up to ECO100** for 100% renewable

3. **Opt-out** of the program



Note: The automatic enrollment comes from CA legislation AB 117 (2002)

PCE and PG&E Price Comparison



	PCE ECOplus	PCE ECO100	PG&E
Renewable Energy	50%	100%	33%
Greenhouse Gas Free Energy	80%	100%	69%
Electric Generation Cost	\$26.56	\$30.73	\$41.02
Additional PG&E Fees (PCIA/FF)	\$12.41	\$12.41	-----
Total Electricity Generation Cost (Generation + Fees)	\$38.97 <i><u>5% less than PG&E</u></i>	\$43.14	\$41.02
PG&E Electric Delivery Cost	\$56.21	\$56.21	\$56.21
Average Total Monthly Cost Electricity + Delivery	\$95.18	\$99.35	\$97.23

Estimate based on an average usage of 417 kWh with PG&E and PCE rates as of March 15, 2017 en el Res-1/L-1 tarifas. Real differences vary according to usage, rates, and other factors.

Current Status



- **293,595** enrolled accounts
- **4,945** opt-up to ECO100
- **2.2%** opt-out rate

Environmental Benefits

The average household enrolling to PCE will avoid greenhouse gas emissions equivalent to the carbon sequestered by about:



10 tree seedlings
grown for 10 years



23 tree seedlings
grown for 10 years

**Based on 417 kWh usage/month and calculations by EPA's GHG equivalency calculator, April 2017*

Community Benefits



Savings of more than **\$17million/year**
for accounts across San Mateo County

680,000,000 pounds of carbon emissions
avoided annually

Emissions avoidance equivalent to CO₂
absorbed by **a forest the size of San
Mateo County!**

Looking Ahead

- Continue outreach
- Launch local energy programs
 - Profits from the program will be reinvested into the community



Help Us Spread the Word!

You can help your community understand PCE by:

- Sending information to your email list serves
- Posting what you learned on NextDoor
- Following PCE on social media and sharing updates
- Inviting PCE staff to do presentations and table events



Questions?



Alejandra Posada

aposada@peninsulacleanenergy.com

(650) 257-2462

www.PeninsulaCleanEnergy.com