

MCC Finance Committee: Dan Haggerty- Treasurer, Gregg Dieguez - Chair
July 26, 2023

MCC Annual Treasurer's Report FY2022-23 (July 2022 – June 2023)

Please accept this annual report for County funds allotted to the Midcoast Community Council for fiscal year July 2022 through June 2023. Funds are maintained in Tri Counties Bank, Half Moon Bay Branch. The balance as of June 30, 2023 is \$13,282.56.

The transaction log is shown below with expenses categorized and projected income for the next two fiscal years shown. Account statements for the period with image copies of checks, invoices and receipts are attached.

Respectfully submitted,

Dan Haggerty


Gregg Dieguez


Dan Haggerty-Treasurer, Gregg Dieguez-Chair


ADDRESS SERVICE REQUESTED

MIDCOAST COMMUNITY COUNCIL
PO BOX 248
MOSS BEACH CA 94038-0248

Service With Solutions

 Speak with a Banker: 1-800-922-8742

 Automated Phone Banking: 1-844-822-2447

 Online Banking: TriCountiesBank.com

Home Equity Lines of Credit

Historic low rates. Historically better service.

Apply online at [TriCountiesBank.com/heloc-apply](https://www.tricountiesbank.com/heloc-apply),
contact your local branch, or call 1-800-982-2660.

 EQUAL HOUSING LENDER NMLS #458732

Member FDIC



Overall Balance Summary

Account Type	Account Number	Ending Balance
Not for Profit Business Chkg	542004759	\$11,245.79

Not for Profit Business Chkg-542004759


Account Summary


Date	Description	Amount
06/22/2022	Beginning Balance	\$11,245.79
	0 Credit(s) This Period	\$0.00
	0 Debit(s) This Period	\$0.00
07/21/2022	Ending Balance	\$11,245.79


ADDRESS SERVICE REQUESTED

MIDCOAST COMMUNITY COUNCIL
PO BOX 248
MOSS BEACH CA 94038-0248

Service With Solutions

 Speak with a Banker: 1-800-922-8742

 Automated Phone Banking: 1-844-822-2447

 Online Banking: TriCountiesBank.com

Home Equity Lines of Credit

Historic low rates. Historically better service.

Apply online at [TriCountiesBank.com/heloc-apply](https://www.tricountiesbank.com/heloc-apply),
contact your local branch, or call 1-800-982-2660.

 EQUAL HOUSING LENDER NMLS #458732

Member FDIC



Overall Balance Summary

Account Type	Account Number	Ending Balance
Not for Profit Business Chkg	542004759	\$11,245.79

Not for Profit Business Chkg-542004759

Account Summary

Date	Description	Amount
07/22/2022	Beginning Balance	\$11,245.79
	0 Credit(s) This Period	\$0.00
	0 Debit(s) This Period	\$0.00
08/21/2022	Ending Balance	\$11,245.79

THIS STATEMENT SHALL BE CONSIDERED CORRECT AND TRI COUNTIES BANK SHALL NOT BE LIABLE FOR ANY DISCREPANCIES IF NOT REPORTED TO THE BANK WITHIN 30 CALENDAR DAYS FROM THE DATE THIS STATEMENT WAS MAILED OR MADE AVAILABLE. RESPONSE TIME FOR REPORTING ERRORS OR INQUIRIES REGARDING ELECTRONIC FUND TRANSFERS OR YOUR AUTOMATIC CASH RESERVE ARE SEPARATELY DISCLOSED. ALL ITEMS DEPOSITED ARE SUBJECT TO RECEIPT OF FINAL PAYMENT.

HERE'S AN EASY WAY TO BALANCE YOUR CHECKBOOK:

(A) UPDATE CHECKBOOK BALANCE

- Subtract from your checkbook balance any monthly service charges, other bank charges and all automatic withdrawals/payments not previously deducted.
- Add to your checkbook balance all automatic deposits, other deposits and automatic cash reserve advances not recorded.

(B) VERIFY OUTSTANDING CHECKS

- Your checks are listed on the front of this statement in check number sequence or in date paid sequence if the check number is not available. An asterisk (*) indicates missing check number(s).
- Check off each check listed on your check register or stubs.
- List in the space provided all outstanding checks. Add these and enter total.

(C) RECONCILE BALANCES

- Enter the ending balance as shown on the front of this statement. (+)
- Add all deposits which are not shown on this statement. (+)
- Enter total of outstanding checks described in (B) above and subtract from the subtotal. (-)

SUBTOTAL	→	

THIS TOTAL SHOULD AGREE WITH YOUR CHECKBOOK BALANCE →

OUTSTANDING CHECKS

ITEM NO.	AMOUNT
TOTAL	

(D) IF YOU DID NOT BALANCE

- Verify that the previous month's statement was balanced properly.
- Review all additions and subtractions for errors as well as balances brought forward in your checkbook register.
- Record any outstanding transactions from prior statements.
- Determine that all credits (including Automatic Deposits) shown in the "Deposits" and "Other Credits" sections of this statement are entered in your checkbook.
- Compare the amount of each item listed on this statement against the amounts entered in your checkbook.

The following notices apply if your account is maintained primarily for personal, family or household purposes.

IN CASE OF ERRORS OR QUESTIONS ABOUT YOUR ELECTRONIC TRANSFERS
 Call us at 1-800-922-8742 or write to us at Tri Counties Bank, Customer Service Department, P. O. Box 909 Chico, CA 95927 as soon as you can, if you think your statement or receipt is wrong or if you need more information about a transfer on the statement or receipt. We must hear from you no later than 60 days after we sent you the FIRST statement on which the error or problem appeared.

- (1) Tell us your name and account number (if any).
- (2) Describe the error or the transfer you are unsure about, and explain as clearly as you can why you believe it is an error or why you need more information.
- (3) Tell us the dollar amount of the suspected error.

We will investigate your complaint and will correct any error promptly. If we take more than 10 business days to do this, we will credit your account for the amount you think is in error; so that you will have the use of the money during the time it takes us to complete our investigation.

Important Notice About Your Tri Counties Bank Visa® Debit Card

Your Card is enabled with non-Visa debit transaction processing. This means you may use your Card on a PIN-Debit Network without using a PIN or with your PIN. Examples of the types of actions you may be required to make to initiate a Card transaction on a PIN-Debit Network include initiating a payment directly with the biller, possibly via telephone, Internet, or kiosk locations. The non-Visa Debit Network(s) for which such transactions are enabled is the Accel® network.

Examples of the types of actions that you may be required to make to initiate a transaction on your Card include:


- Signing a receipt
- Providing a Card number, expiration date and card verification code over the phone or the internet
- Swiping your Card through a point-of-sale (POS) terminal and entering your PIN or signing for your purchase


The provisions of your agreement with us relating only to Visa transactions are not applicable to transactions that are conducted on networks other than a Visa or Plus network, such as a PIN-Debit Network. This means that for transactions that are processed through networks other than Visa or Plus, the above Visa zero dollar liability protection rules do not apply, even if you did not have to enter a PIN when you conducted the transaction.


ADDRESS SERVICE REQUESTED

MIDCOAST COMMUNITY COUNCIL
PO BOX 248
MOSS BEACH CA 94038-0248

Service With Solutions

 Speak with a Banker: 1-800-922-8742

 Automated Phone Banking: 1-844-822-2447

 Online Banking: TriCountiesBank.com

Good News!

Your Business Debit Card limit for ATM withdrawals has been increased to \$800 per day.



For more details, please visit www.tcbk.com/business/services/business-debit-cards.

Member FDIC

Overall Balance Summary

Account Type	Account Number	Ending Balance
Not for Profit Business Chkg	542004759	\$11,245.79

Not for Profit Business Chkg-542004759

Account Summary

Date	Description	Amount
08/22/2022	Beginning Balance	\$11,245.79
	0 Credit(s) This Period	\$0.00
	0 Debit(s) This Period	\$0.00
09/21/2022	Ending Balance	\$11,245.79

THIS STATEMENT SHALL BE CONSIDERED CORRECT AND TRI COUNTIES BANK SHALL NOT BE LIABLE FOR ANY DISCREPANCIES IF NOT REPORTED TO THE BANK WITHIN 30 CALENDAR DAYS FROM THE DATE THIS STATEMENT WAS MAILED OR MADE AVAILABLE. RESPONSE TIME FOR REPORTING ERRORS OR INQUIRIES REGARDING ELECTRONIC FUND TRANSFERS OR YOUR AUTOMATIC CASH RESERVE ARE SEPARATELY DISCLOSED. ALL ITEMS DEPOSITED ARE SUBJECT TO RECEIPT OF FINAL PAYMENT.

HERE'S AN EASY WAY TO BALANCE YOUR CHECKBOOK:

(A) UPDATE CHECKBOOK BALANCE

- Subtract from your checkbook balance any monthly service charges, other bank charges and all automatic withdrawals/payments not previously deducted.
• Add to your checkbook balance all automatic deposits, other deposits and automatic cash reserve advances not recorded.

(B) VERIFY OUTSTANDING CHECKS

- Your checks are listed on the front of this statement in check number sequence or in date paid sequence if the check number is not available. An asterisk (*) indicates missing check number(s).
• Check off each check listed on your check register or stubs.
• List in the space provided all outstanding checks. Add these and enter total.

(C) RECONCILE BALANCES

- Enter the ending balance as shown on the front of this statement. (+)
• Add all deposits which are not shown on this statement. (+)
• Enter total of outstanding checks described in (B) above and subtract from the subtotal. (-)

Table with 2 columns for calculations: (+) and (-), with a SUBTOTAL arrow pointing to the result line.

THIS TOTAL SHOULD AGREE WITH YOUR CHECKBOOK BALANCE

OUTSTANDING CHECKS

Table with 2 columns: ITEM NO. and AMOUNT, with a TOTAL row at the bottom.

(D) IF YOU DID NOT BALANCE

- Verify that the previous month's statement was balanced properly.
• Review all additions and subtractions for errors as well as balances brought forward in your checkbook register.
• Record any outstanding transactions from prior statements.
• Determine that all credits (including Automatic Deposits) shown in the "Deposits" and "Other Credits" sections of this statement are entered in your checkbook.
• Compare the amount of each item listed on this statement against the amounts entered in your checkbook.

The following notices apply if your account is maintained primarily for personal, family or household purposes.

IN CASE OF ERRORS OR QUESTIONS ABOUT YOUR ELECTRONIC TRANSFERS

Call us at 1-800-922-8742 or write to us at Tri Counties Bank, Customer Service Department, P. O. Box 909 Chico, CA 95927 as soon as you can, if you think your statement or receipt is wrong or if you need more information about a transfer on the statement or receipt. We must hear from you no later than 60 days after we sent you the FIRST statement on which the error or problem appeared.

- (1) Tell us your name and account number (if any).
(2) Describe the error or the transfer you are unsure about, and explain as clearly as you can why you believe it is an error or why you need more information.
(3) Tell us the dollar amount of the suspected error.

We will investigate your complaint and will correct any error promptly. If we take more than 10 business days to do this, we will credit your account for the amount you think is in error; so that you will have the use of the money during the time it takes us to complete our investigation.

Important Notice About Your Tri Counties Bank Visa® Debit Card

Your Card is enabled with non-Visa debit transaction processing. This means you may use your Card on a PIN-Debit Network without using a PIN or with your PIN. Examples of the types of actions you may be required to make to initiate a Card transaction on a PIN-Debit Network include initiating a payment directly with the biller, possibly via telephone, Internet, or kiosk locations. The non-Visa Debit Network(s) for which such transactions are enabled is the Accel® network.

Examples of the types of actions that you may be required to make to initiate a transaction on your Card include:

- Signing a receipt
• Providing a Card number, expiration date and card verification code over the phone or the internet
• Swiping your Card through a point-of-sale (POS) terminal and entering your PIN or signing for your purchase

The provisions of your agreement with us relating only to Visa transactions are not applicable to transactions that are conducted on networks other than a Visa or Plus network, such as a PIN-Debit Network. This means that for transactions that are processed through networks other than Visa or Plus, the above Visa zero dollar liability protection rules do not apply, even if you did not have to enter a PIN when you conducted the transaction.

ADDRESS SERVICE REQUESTEDMIDCOAST COMMUNITY COUNCIL
PO BOX 248
MOSS BEACH CA 94038-0248**Service With Solutions**Speak with a
Banker: 1-800-922-8742Automated
Phone Banking: 1-844-822-2447Online Banking: TriCountiesBank.com**Overall Balance Summary**

Account Type	Account Number	Ending Balance
Not for Profit Business Chkg	542004759	\$10,657.85

Not for Profit Business Chkg-542004759**Account Summary**

Date	Description	Amount
09/22/2022	Beginning Balance	\$11,245.79
	0 Credit(s) This Period	\$0.00
	2 Debit(s) This Period	\$587.94
10/23/2022	Ending Balance	\$10,657.85

Checks Cleared

Check Nbr	Date	Amount	Check Nbr	Date	Amount
990102	09/26/2022	\$335.94	990103	10/06/2022	\$252.00

* Indicates skipped check number

THIS STATEMENT SHALL BE CONSIDERED CORRECT AND TRI COUNTIES BANK SHALL NOT BE LIABLE FOR ANY DISCREPANCIES IF NOT REPORTED TO THE BANK WITHIN 30 CALENDAR DAYS FROM THE DATE THIS STATEMENT WAS MAILED OR MADE AVAILABLE. RESPONSE TIME FOR REPORTING ERRORS OR INQUIRIES REGARDING ELECTRONIC FUND TRANSFERS OR YOUR AUTOMATIC CASH RESERVE ARE SEPARATELY DISCLOSED. ALL ITEMS DEPOSITED ARE SUBJECT TO RECEIPT OF FINAL PAYMENT.

HERE'S AN EASY WAY TO BALANCE YOUR CHECKBOOK:

(A) UPDATE CHECKBOOK BALANCE

- Subtract from your checkbook balance any monthly service charges, other bank charges and all automatic withdrawals/payments not previously deducted.
• Add to your checkbook balance all automatic deposits, other deposits and automatic cash reserve advances not recorded.

(B) VERIFY OUTSTANDING CHECKS

- Your checks are listed on the front of this statement in check number sequence or in date paid sequence if the check number is not available. An asterisk (*) indicates missing check number(s).
• Check off each check listed on your check register or stubs.
• List in the space provided all outstanding checks. Add these and enter total.

(C) RECONCILE BALANCES

- Enter the ending balance as shown on the front of this statement. (+)
• Add all deposits which are not shown on this statement. (+)
• Enter total of outstanding checks described in (B) above and subtract from the subtotal. (-)

Table with 2 columns for calculations: (+), (-), and SUBTOTAL.

THIS TOTAL SHOULD AGREE WITH YOUR CHECKBOOK BALANCE

OUTSTANDING CHECKS

Table with columns: ITEM NO., AMOUNT, and TOTAL.

(D) IF YOU DID NOT BALANCE

- Verify that the previous month's statement was balanced properly.
• Review all additions and subtractions for errors as well as balances brought forward in your checkbook register.
• Record any outstanding transactions from prior statements.
• Determine that all credits (including Automatic Deposits) shown in the "Deposits" and "Other Credits" sections of this statement are entered in your checkbook.
• Compare the amount of each item listed on this statement against the amounts entered in your checkbook.

The following notices apply if your account is maintained primarily for personal, family or household purposes.

IN CASE OF ERRORS OR QUESTIONS ABOUT YOUR ELECTRONIC TRANSFERS

Call us at 1-800-922-8742 or write to us at Tri Counties Bank, Customer Service Department, P. O. Box 909 Chico, CA 95927 as soon as you can, if you think your statement or receipt is wrong or if you need more information about a transfer on the statement or receipt. We must hear from you no later than 60 days after we sent you the FIRST statement on which the error or problem appeared.

- (1) Tell us your name and account number (if any).
(2) Describe the error or the transfer you are unsure about, and explain as clearly as you can why you believe it is an error or why you need more information.
(3) Tell us the dollar amount of the suspected error.

We will investigate your complaint and will correct any error promptly. If we take more than 10 business days to do this, we will credit your account for the amount you think is in error; so that you will have the use of the money during the time it takes us to complete our investigation.

Important Notice About Your Tri Counties Bank Visa® Debit Card

Your Card is enabled with non-Visa debit transaction processing. This means you may use your Card on a PIN-Debit Network without using a PIN or with your PIN. Examples of the types of actions you may be required to make to initiate a Card transaction on a PIN-Debit Network include initiating a payment directly with the biller, possibly via telephone, Internet, or kiosk locations. The non-Visa Debit Network(s) for which such transactions are enabled is the Accel® network.

Examples of the types of actions that you may be required to make to initiate a transaction on your Card include:

- Signing a receipt
• Providing a Card number, expiration date and card verification code over the phone or the internet
• Swiping your Card through a point-of-sale (POS) terminal and entering your PIN or signing for your purchase

The provisions of your agreement with us relating only to Visa transactions are not applicable to transactions that are conducted on networks other than a Visa or Plus network, such as a PIN-Debit Network. This means that for transactions that are processed through networks other than Visa or Plus, the above Visa zero dollar liability protection rules do not apply, even if you did not have to enter a PIN when you conducted the transaction.

Account: MCC		PLEASE POST THIS PAYMENT FOR OUR MUTUAL CUSTOMER	\$335.94
MIDCOAST COMMUNITY COUNCIL PO BOX 104 MOSS BEACH, CA 94037		Please Direct Any Questions To (800) 243-5568 Online Bill Payment Processing Center	35541211
MEMO: Invoice 05-15254		0000990102	September 16, 2022
THE COUNTIES BANK 1161 1602 6TH ST STE 112 MOSS BEACH, CA 94037		Pay THREE HUNDRED THIRTY FIVE AND 94/100 DOLLARS	
TO THE ORDER OF	THE GRAPHOWORKS PO BOX 371273 MONTAANA, CA 94037-1073	\$*****335.94	
VOID AFTER 180 DAYS Signature Or File This check has been authorized by your depositor			
⑈990102⑈ ⑆1211350451⑆ 542004759⑈			

#990102 09/26/2022 \$335.94

Account: PAYMENT		PLEASE POST THIS PAYMENT FOR OUR MUTUAL CUSTOMER	\$252.00
MIDCOAST COMMUNITY COUNCIL PO BOX 104 MOSS BEACH, CA 94037		Please Direct Any Questions To (800) 243-5568 Online Bill Payment Processing Center	35541211
MEMO: Squarespace Reimbursement		0000990103	September 29, 2022
THE COUNTIES BANK 1161 1602 6TH ST STE 112 MOSS BEACH, CA 94037		Pay TWO HUNDRED FIFTY TWO AND 00/100 DOLLARS	
TO THE ORDER OF	LISA KETCHAM 172 CULBERT LN MOSS BEACH, CA 94038-8772	\$*****252.00	
VOID AFTER 180 DAYS Signature Or File This check has been authorized by your depositor			
⑈990103⑈ ⑆1211350451⑆ 542004759⑈			

#990103 10/06/2022 \$252.00

End of Statement

ADDRESS SERVICE REQUESTEDMIDCOAST COMMUNITY COUNCIL
PO BOX 248
MOSS BEACH CA 94038-0248**Service With Solutions**Speak with a
Banker: 1-800-922-8742Automated
Phone Banking: 1-844-822-2447

Online Banking: TriCountiesBank.com

Good news! Effective October 31, 2022, we have eliminated multiple service fees related to non-sufficient funds for personal and business accounts:

1. The fee on returned items (non-sufficient funds or "NSF" fee), previously applied when a check or other payment was presented against an account with insufficient available funds and the payment was returned unpaid
2. The Linked Deposit Transfer Fee, previously applied when funds were automatically transferred from an account to cover a payment
3. The Automatic Cash Reserve Transfer Fee, previously applied when funds were automatically transferred from an Automatic Cash Reserve line of credit to cover a payment

For detailed information and disclosures, visit [TriCountiesBank.com/fee-eliminations](https://www.tricountiesbank.com/fee-eliminations).

Member FDIC

Overall Balance Summary

Account Type	Account Number	Ending Balance
Not for Profit Business Chkg	542004759	\$10,549.85

Not for Profit Business Chkg-542004759**Account Summary**

Date	Description	Amount
10/24/2022	Beginning Balance	\$10,657.85
	0 Credit(s) This Period	\$0.00
	1 Debit(s) This Period	\$108.00
11/21/2022	Ending Balance	\$10,549.85

Checks Cleared

Check Nbr	Date	Amount
990104	10/31/2022	\$108.00

* Indicates skipped check number

THIS STATEMENT SHALL BE CONSIDERED CORRECT AND TRI COUNTIES BANK SHALL NOT BE LIABLE FOR ANY DISCREPANCIES IF NOT REPORTED TO THE BANK WITHIN 30 CALENDAR DAYS FROM THE DATE THIS STATEMENT WAS MAILED OR MADE AVAILABLE. RESPONSE TIME FOR REPORTING ERRORS OR INQUIRIES REGARDING ELECTRONIC FUND TRANSFERS OR YOUR AUTOMATIC CASH RESERVE ARE SEPARATELY DISCLOSED. ALL ITEMS DEPOSITED ARE SUBJECT TO RECEIPT OF FINAL PAYMENT.

HERE’S AN EASY WAY TO BALANCE YOUR CHECKBOOK:

(A) UPDATE CHECKBOOK BALANCE

- Subtract from your checkbook balance any monthly service charges, other bank charges and all automatic withdrawals/payments not previously deducted.
• Add to your checkbook balance all automatic deposits, other deposits and automatic cash reserve advances not recorded.

(B) VERIFY OUTSTANDING CHECKS

- Your checks are listed on the front of this statement in check number sequence or in date paid sequence if the check number is not available. An asterisk (*) indicates missing check number(s).
• Check off each check listed on your check register or stubs.
• List in the space provided all outstanding checks. Add these and enter total.

(C) RECONCILE BALANCES

- Enter the ending balance as shown on the front of this statement. (+)
• Add all deposits which are not shown on this statement. (+)
• Enter total of outstanding checks described in (B) above and subtract from the subtotal. (-)

SUBTOTAL

(-)

THIS TOTAL SHOULD AGREE WITH YOUR CHECKBOOK BALANCE

OUTSTANDING CHECKS

Table with 2 columns: ITEM NO., AMOUNT. Includes a TOTAL row at the bottom.

(D) IF YOU DID NOT BALANCE

- Verify that the previous month’s statement was balanced properly.
• Review all additions and subtractions for errors as well as balances brought forward in your checkbook register.
• Record any outstanding transactions from prior statements.
• Determine that all credits (including Automatic Deposits) shown in the “Deposits” and “Other Credits” sections of this statement are entered in your checkbook.
• Compare the amount of each item listed on this statement against the amounts entered in your checkbook.

The following notices apply if your account is maintained primarily for personal, family or household purposes.

IN CASE OF ERRORS OR QUESTIONS ABOUT YOUR ELECTRONIC TRANSFERS

Call us at 1-800-922-8742 or write to us at Tri Counties Bank, Customer Service Department, P. O. Box 909 Chico, CA 95927 as soon as you can, if you think your statement or receipt is wrong or if you need more information about a transfer on the statement or receipt. We must hear from you no later than 60 days after we sent you the FIRST statement on which the error or problem appeared.

- (1) Tell us your name and account number (if any).
(2) Describe the error or the transfer you are unsure about, and explain as clearly as you can why you believe it is an error or why you need more information.
(3) Tell us the dollar amount of the suspected error.

We will investigate your complaint and will correct any error promptly. If we take more than 10 business days to do this, we will credit your account for the amount you think is in error; so that you will have the use of the money during the time it takes us to complete our investigation.


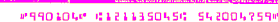
Important Notice About Your Tri Counties Bank Visa® Debit Card

Your Card is enabled with non-Visa debit transaction processing. This means you may use your Card on a PIN-Debit Network without using a PIN or with your PIN. Examples of the types of actions you may be required to make to initiate a Card transaction on a PIN-Debit Network include initiating a payment directly with the biller, possibly via telephone, Internet, or kiosk locations. The non-Visa Debit Network(s) for which such transactions are enabled is the Accel® network.

Examples of the types of actions that you may be required to make to initiate a transaction on your Card include:

- Signing a receipt
• Providing a Card number, expiration date and card verification code over the phone or the internet
• Swiping your Card through a point-of-sale (POS) terminal and entering your PIN or signing for your purchase

The provisions of your agreement with us relating only to Visa transactions are not applicable to transactions that are conducted on networks other than a Visa or Plus network, such as a PIN-Debit Network. This means that for transactions that are processed through networks other than Visa or Plus, the above Visa zero dollar liability protection rules do not apply, even if you did not have to enter a PIN when you conducted the transaction.

Account: PAYMENT		PLEASE PRINT THE PAYEE'S FULL LEGAL NAME AND ADDRESS	\$108.00
MIDCOAST COMMUNITY COUNCIL P.O. BOX 854 MOSS BEACH, CA 94037		Please Check Any Options To (800) 243-3528 Online Bill Payment Processing Center	35047211
MEMO: PO Box		TRI COUNTIES BANK 1124 9822 STY ST, SUITE 200, SAN JOSE, CA 95131	0000990104 October 14, 2022
Pay ONE HUNDRED EIGHT AND 00/100			DOLLARS
TO THE ORDER OF	CLAIRE TOUTANT PO BOX 854 MOSS BEACH, CA 94038-0854		\$ *****108.00
		VOID AFTER 180 DAYS Signature On File This check has been authorized by your depositor	
			
#990104	10/31/2022		\$108.00

End of Statement



Service With Solutions®

P.O. Box 909, Chico CA 95927

Statement Ending 12/21/2022

MIDCOAST COMMUNITY COUNCIL

Page 1 of 2

Account Number: 542004759

ADDRESS SERVICE REQUESTED

MIDCOAST COMMUNITY COUNCIL
PO BOX 248
MOSS BEACH CA 94038-0248

Service With Solutions



Speak with a Banker: 1-800-922-8742



Automated Phone Banking: 1-844-822-2447



Online Banking: TriCountiesBank.com

Overall Balance Summary

Account Type	Account Number	Ending Balance
Not for Profit Business Chkg	542004759	\$10,549.85

Not for Profit Business Chkg-542004759

Account Summary

Date	Description	Amount
11/22/2022	Beginning Balance	\$10,549.85
	0 Credit(s) This Period	\$0.00
	0 Debit(s) This Period	\$0.00
12/21/2022	Ending Balance	\$10,549.85



THIS STATEMENT SHALL BE CONSIDERED CORRECT AND TRI COUNTIES BANK SHALL NOT BE LIABLE FOR ANY DISCREPANCIES IF NOT REPORTED TO THE BANK WITHIN 30 CALENDAR DAYS FROM THE DATE THIS STATEMENT WAS MAILED OR MADE AVAILABLE. RESPONSE TIME FOR REPORTING ERRORS OR INQUIRIES REGARDING ELECTRONIC FUND TRANSFERS OR YOUR AUTOMATIC CASH RESERVE ARE SEPARATELY DISCLOSED. ALL ITEMS DEPOSITED ARE SUBJECT TO RECEIPT OF FINAL PAYMENT.

HERE'S AN EASY WAY TO BALANCE YOUR CHECKBOOK:

(A) UPDATE CHECKBOOK BALANCE

- Subtract from your checkbook balance any monthly service charges, other bank charges and all automatic withdrawals/payments not previously deducted.
- Add to your checkbook balance all automatic deposits, other deposits and automatic cash reserve advances not recorded.

(B) VERIFY OUTSTANDING CHECKS

- Your checks are listed on the front of this statement in check number sequence or in date paid sequence if the check number is not available. An asterisk (*) indicates missing check number(s).
- Check off each check listed on your check register or stubs.
- List in the space provided all outstanding checks. Add these and enter total.

(C) RECONCILE BALANCES

- Enter the ending balance as shown on the front of this statement. (+)
- Add all deposits which are not shown on this statement. (+)
- Enter total of outstanding checks described in (B) above and subtract from the subtotal. (-)

SUBTOTAL	→	

THIS TOTAL SHOULD AGREE WITH YOUR CHECKBOOK BALANCE →

OUTSTANDING CHECKS

ITEM NO.	AMOUNT	
TOTAL		

(D) IF YOU DID NOT BALANCE

- Verify that the previous month's statement was balanced properly.
- Review all additions and subtractions for errors as well as balances brought forward in your checkbook register.
- Record any outstanding transactions from prior statements.
- Determine that all credits (including Automatic Deposits) shown in the "Deposits" and "Other Credits" sections of this statement are entered in your checkbook.
- Compare the amount of each item listed on this statement against the amounts entered in your checkbook.

The following notices apply if your account is maintained primarily for personal, family or household purposes.

IN CASE OF ERRORS OR QUESTIONS ABOUT YOUR ELECTRONIC TRANSFERS

Call us at 1-800-922-8742 or write to us at Tri Counties Bank, Customer Service Department, P. O. Box 909 Chico, CA 95927 as soon as you can, if you think your statement or receipt is wrong or if you need more information about a transfer on the statement or receipt. We must hear from you no later than 60 days after we sent you the FIRST statement on which the error or problem appeared.

- (1) Tell us your name and account number (if any).
- (2) Describe the error or the transfer you are unsure about, and explain as clearly as you can why you believe it is an error or why you need more information.
- (3) Tell us the dollar amount of the suspected error.

We will investigate your complaint and will correct any error promptly. If we take more than 10 business days to do this, we will credit your account for the amount you think is in error; so that you will have the use of the money during the time it takes us to complete our investigation.

Important Notice About Your Tri Counties Bank Visa® Debit Card

Your Card is enabled with non-Visa debit transaction processing. This means you may use your Card on a PIN-Debit Network without using a PIN or with your PIN. Examples of the types of actions you may be required to make to initiate a Card transaction on a PIN-Debit Network include initiating a payment directly with the biller, possibly via telephone, Internet, or kiosk locations. The non-Visa Debit Network(s) for which such transactions are enabled is the Accel® network.

Examples of the types of actions that you may be required to make to initiate a transaction on your Card include:

- Signing a receipt
- Providing a Card number, expiration date and card verification code over the phone or the internet
- Swiping your Card through a point-of-sale (POS) terminal and entering your PIN or signing for your purchase

The provisions of your agreement with us relating only to Visa transactions are not applicable to transactions that are conducted on networks other than a Visa or Plus network, such as a PIN-Debit Network. This means that for transactions that are processed through networks other than Visa or Plus, the above Visa zero dollar liability protection rules do not apply, even if you did not have to enter a PIN when you conducted the transaction.

ADDRESS SERVICE REQUESTEDMIDCOAST COMMUNITY COUNCIL
PO BOX 248
MOSS BEACH CA 94038-0248**Service With Solutions**Speak with a
Banker: 1-800-922-8742Automated
Phone Banking: 1-844-822-2447

Online Banking: TriCountiesBank.com

Effective March 1, 2023, the Consumer and Business Fee Schedules will change.

The fee for an ATM withdrawal or balance inquiry at any non-Tri Counties Bank ATM or non-MoneyPass® ATM will be \$3.00 each.

To find a Tri Counties Bank or a MoneyPass® ATM near you, please visit TriCountiesBank.com/locations.Please visit TriCountiesBank.com/fee-changes to view the updated Fee Schedules.

Member FDIC

Overall Balance Summary

Account Type	Account Number	Ending Balance
Not for Profit Business Chkg	542004759	\$13,486.47

Not for Profit Business Chkg-542004759**Account Summary**

Date	Description	Amount
12/22/2022	Beginning Balance	\$10,549.85
	1 Credit(s) This Period	\$3,000.00
	1 Debit(s) This Period	\$63.38
01/22/2023	Ending Balance	\$13,486.47

Electronic Credits

Date	Description	Amount
12/27/2022	MOBL DDA DEP BOB	\$3,000.00

Checks Cleared

Check Nbr	Date	Amount
990105	12/27/2022	\$63.38

* Indicates skipped check number

THIS STATEMENT SHALL BE CONSIDERED CORRECT AND TRI COUNTIES BANK SHALL NOT BE LIABLE FOR ANY DISCREPANCIES IF NOT REPORTED TO THE BANK WITHIN 30 CALENDAR DAYS FROM THE DATE THIS STATEMENT WAS MAILED OR MADE AVAILABLE. RESPONSE TIME FOR REPORTING ERRORS OR INQUIRIES REGARDING ELECTRONIC FUND TRANSFERS OR YOUR AUTOMATIC CASH RESERVE ARE SEPARATELY DISCLOSED. ALL ITEMS DEPOSITED ARE SUBJECT TO RECEIPT OF FINAL PAYMENT.

HERE'S AN EASY WAY TO BALANCE YOUR CHECKBOOK:

(A) UPDATE CHECKBOOK BALANCE

- Subtract from your checkbook balance any monthly service charges, other bank charges and all automatic withdrawals/payments not previously deducted.
- Add to your checkbook balance all automatic deposits, other deposits and automatic cash reserve advances not recorded.

(B) VERIFY OUTSTANDING CHECKS

- Your checks are listed on the front of this statement in check number sequence or in date paid sequence if the check number is not available. An asterisk (*) indicates missing check number(s).
- Check off each check listed on your check register or stubs.
- List in the space provided all outstanding checks. Add these and enter total.

(C) RECONCILE BALANCES

- Enter the ending balance as shown on the front of this statement.
- Add all deposits which are not shown on this statement.
- Enter total of outstanding checks described in (B) above and subtract from the subtotal.

(+)		
(+)		
SUBTOTAL →		
(-)		
THIS TOTAL SHOULD AGREE WITH YOUR CHECKBOOK BALANCE →		

OUTSTANDING CHECKS

ITEM NO.	AMOUNT	
TOTAL		

(D) IF YOU DID NOT BALANCE

- Verify that the previous month's statement was balanced properly.
- Review all additions and subtractions for errors as well as balances brought forward in your checkbook register.
- Record any outstanding transactions from prior statements.
- Determine that all credits (including Automatic Deposits) shown in the "Deposits" and "Other Credits" sections of this statement are entered in your checkbook.
- Compare the amount of each item listed on this statement against the amounts entered in your checkbook.

The following notices apply if your account is maintained primarily for personal, family or household purposes.

IN CASE OF ERRORS OR QUESTIONS ABOUT YOUR ELECTRONIC TRANSFERS

Call us at 1-800-922-8742 or write to us at Tri Counties Bank, Customer Service Department, P. O. Box 909 Chico, CA 95927 as soon as you can, if you think your statement or receipt is wrong or if you need more information about a transfer on the statement or receipt. We must hear from you no later than 60 days after we sent you the FIRST statement on which the error or problem appeared.

- (1) Tell us your name and account number (if any).
- (2) Describe the error or the transfer you are unsure about, and explain as clearly as you can why you believe it is an error or why you need more information.
- (3) Tell us the dollar amount of the suspected error.

We will investigate your complaint and will correct any error promptly. If we take more than 10 business days to do this, we will credit your account for the amount you think is in error; so that you will have the use of the money during the time it takes us to complete our investigation.

Important Notice About Your Tri Counties Bank Visa® Debit Card

Your Card is enabled with non-Visa debit transaction processing. This means you may use your Card on a PIN-Debit Network without using a PIN or with your PIN. Examples of the types of actions you may be required to make to initiate a Card transaction on a PIN-Debit Network include initiating a payment directly with the biller, possibly via telephone, Internet, or kiosk locations. The non-Visa Debit Network(s) for which such transactions are enabled is the Accel® network.

Examples of the types of actions that you may be required to make to initiate a transaction on your Card include:

- Signing a receipt
- Providing a Card number, expiration date and card verification code over the phone or the internet
- Swiping your Card through a point-of-sale (POS) terminal and entering your PIN or signing for your purchase

The provisions of your agreement with us relating only to Visa transactions are not applicable to transactions that are conducted on networks other than a Visa or Plus network, such as a PIN-Debit Network. This means that for transactions that are processed through networks other than Visa or Plus, the above Visa zero dollar liability protection rules do not apply, even if you did not have to enter a PIN when you conducted the transaction.

End of Statement

ADDRESS SERVICE REQUESTEDMIDCOAST COMMUNITY COUNCIL
PO BOX 248
MOSS BEACH CA 94038-0248**Service With Solutions**Speak with a
Banker: 1-800-922-8742Automated
Phone Banking: 1-844-822-2447Online Banking: TriCountiesBank.com**Overall Balance Summary**

Account Type	Account Number	Ending Balance
Not for Profit Business Chkg	542004759	\$13,486.47

Not for Profit Business Chkg-542004759**Account Summary**

Date	Description	Amount
01/23/2023	Beginning Balance	\$13,486.47
	0 Credit(s) This Period	\$0.00
	0 Debit(s) This Period	\$0.00
02/21/2023	Ending Balance	\$13,486.47

THIS STATEMENT SHALL BE CONSIDERED CORRECT AND TRI COUNTIES BANK SHALL NOT BE LIABLE FOR ANY DISCREPANCIES IF NOT REPORTED TO THE BANK WITHIN 30 CALENDAR DAYS FROM THE DATE THIS STATEMENT WAS MAILED OR MADE AVAILABLE. RESPONSE TIME FOR REPORTING ERRORS OR INQUIRIES REGARDING ELECTRONIC FUND TRANSFERS OR YOUR AUTOMATIC CASH RESERVE ARE SEPARATELY DISCLOSED. ALL ITEMS DEPOSITED ARE SUBJECT TO RECEIPT OF FINAL PAYMENT.

HERE’S AN EASY WAY TO BALANCE YOUR CHECKBOOK:

(A) UPDATE CHECKBOOK BALANCE

- Subtract from your checkbook balance any monthly service charges, other bank charges and all automatic withdrawals/payments not previously deducted.
- Add to your checkbook balance all automatic deposits, other deposits and automatic cash reserve advances not recorded.

(B) VERIFY OUTSTANDING CHECKS

- Your checks are listed on the front of this statement in check number sequence or in date paid sequence if the check number is not available. An asterisk (*) indicates missing check number(s).
- Check off each check listed on your check register or stubs.
- List in the space provided all outstanding checks. Add these and enter total.

(C) RECONCILE BALANCES

- Enter the ending balance as shown on the front of this statement. (+)
- Add all deposits which are not shown on this statement. (+)
- Enter total of outstanding checks described in (B) above and subtract from the subtotal. (-)

SUBTOTAL	→	

THIS TOTAL SHOULD AGREE WITH YOUR CHECKBOOK BALANCE →

OUTSTANDING CHECKS

ITEM NO.	AMOUNT	
	TOTAL	

(D) IF YOU DID NOT BALANCE

- Verify that the previous month’s statement was balanced properly.
- Review all additions and subtractions for errors as well as balances brought forward in your checkbook register.
- Record any outstanding transactions from prior statements.
- Determine that all credits (including Automatic Deposits) shown in the “Deposits” and “Other Credits” sections of this statement are entered in your checkbook.
- Compare the amount of each item listed on this statement against the amounts entered in your checkbook.

The following notices apply if your account is maintained primarily for personal, family or household purposes.

IN CASE OF ERRORS OR QUESTIONS ABOUT YOUR ELECTRONIC TRANSFERS

Call us at 1-800-922-8742 or write to us at Tri Counties Bank, Customer Service Department, P. O. Box 909 Chico, CA 95927 as soon as you can, if you think your statement or receipt is wrong or if you need more information about a transfer on the statement or receipt. We must hear from you no later than 60 days after we sent you the FIRST statement on which the error or problem appeared.

- (1) Tell us your name and account number (if any).
- (2) Describe the error or the transfer you are unsure about, and explain as clearly as you can why you believe it is an error or why you need more information.
- (3) Tell us the dollar amount of the suspected error.

We will investigate your complaint and will correct any error promptly. If we take more than 10 business days to do this, we will credit your account for the amount you think is in error; so that you will have the use of the money during the time it takes us to complete our investigation.

Important Notice About Your Tri Counties Bank Visa® Debit Card

Your Card is enabled with non-Visa debit transaction processing. This means you may use your Card on a PIN-Debit Network without using a PIN or with your PIN. Examples of the types of actions you may be required to make to initiate a Card transaction on a PIN-Debit Network include initiating a payment directly with the biller, possibly via telephone, Internet, or kiosk locations. The non-Visa Debit Network(s) for which such transactions are enabled is the Accel® network.

- Examples of the types of actions that you may be required to make to initiate a transaction on your Card include:
- Signing a receipt
 - Providing a Card number, expiration date and card verification code over the phone or the internet
 - Swiping your Card through a point-of-sale (POS) terminal and entering your PIN or signing for your purchase

The provisions of your agreement with us relating only to Visa transactions are not applicable to transactions that are conducted on networks other than a Visa or Plus network, such as a PIN-Debit Network. This means that for transactions that are processed through networks other than Visa or Plus, the above Visa zero dollar liability protection rules do not apply, even if you did not have to enter a PIN when you conducted the transaction.

ADDRESS SERVICE REQUESTEDMIDCOAST COMMUNITY COUNCIL
PO BOX 248
MOSS BEACH CA 94038-0248**Service With Solutions**Speak with a
Banker: 1-800-922-8742Automated
Phone Banking: 1-844-822-2447Online Banking: TriCountiesBank.com

IMPORTANT NOTICE:

As a result of recent system outages, Tri Counties Bank will waive or reverse certain fees related to the incident.

Your business is very important to us.
For more information, visit TriCountiesBank.com/alert.

Member FDIC

Overall Balance Summary

Account Type	Account Number	Ending Balance
Not for Profit Business Chkg	542004759	\$13,486.47

Not for Profit Business Chkg-542004759

Account Summary

Date	Description	Amount
02/22/2023	Beginning Balance	\$13,486.47
	0 Credit(s) This Period	\$0.00
	0 Debit(s) This Period	\$0.00
03/21/2023	Ending Balance	\$13,486.47

THIS STATEMENT SHALL BE CONSIDERED CORRECT AND TRI COUNTIES BANK SHALL NOT BE LIABLE FOR ANY DISCREPANCIES IF NOT REPORTED TO THE BANK WITHIN 30 CALENDAR DAYS FROM THE DATE THIS STATEMENT WAS MAILED OR MADE AVAILABLE. RESPONSE TIME FOR REPORTING ERRORS OR INQUIRIES REGARDING ELECTRONIC FUND TRANSFERS OR YOUR AUTOMATIC CASH RESERVE ARE SEPARATELY DISCLOSED. ALL ITEMS DEPOSITED ARE SUBJECT TO RECEIPT OF FINAL PAYMENT.

HERE'S AN EASY WAY TO BALANCE YOUR CHECKBOOK:

(A) UPDATE CHECKBOOK BALANCE

- Subtract from your checkbook balance any monthly service charges, other bank charges and all automatic withdrawals/payments not previously deducted.
• Add to your checkbook balance all automatic deposits, other deposits and automatic cash reserve advances not recorded.

(B) VERIFY OUTSTANDING CHECKS

- Your checks are listed on the front of this statement in check number sequence or in date paid sequence if the check number is not available. An asterisk (*) indicates missing check number(s).
• Check off each check listed on your check register or stubs.
• List in the space provided all outstanding checks. Add these and enter total.

(C) RECONCILE BALANCES

- Enter the ending balance as shown on the front of this statement. (+)
• Add all deposits which are not shown on this statement. (+)
• Enter total of outstanding checks described in (B) above and subtract from the subtotal. (-)

Table with 2 columns for calculation: (+) and (-). Includes a row for 'SUBTOTAL' and a row for 'THIS TOTAL SHOULD AGREE WITH YOUR CHECKBOOK BALANCE'.

OUTSTANDING CHECKS

Table with columns 'ITEM NO.' and 'AMOUNT'. Includes a 'TOTAL' row at the bottom.

(D) IF YOU DID NOT BALANCE

- Verify that the previous month's statement was balanced properly.
• Review all additions and subtractions for errors as well as balances brought forward in your checkbook register.
• Record any outstanding transactions from prior statements.
• Determine that all credits (including Automatic Deposits) shown in the "Deposits" and "Other Credits" sections of this statement are entered in your checkbook.
• Compare the amount of each item listed on this statement against the amounts entered in your checkbook.

The following notices apply if your account is maintained primarily for personal, family or household purposes.

IN CASE OF ERRORS OR QUESTIONS ABOUT YOUR ELECTRONIC TRANSFERS

Call us at 1-800-922-8742 or write to us at Tri Counties Bank, Customer Service Department, P. O. Box 909 Chico, CA 95927 as soon as you can, if you think your statement or receipt is wrong or if you need more information about a transfer on the statement or receipt. We must hear from you no later than 60 days after we sent you the FIRST statement on which the error or problem appeared.

- (1) Tell us your name and account number (if any).
(2) Describe the error or the transfer you are unsure about, and explain as clearly as you can why you believe it is an error or why you need more information.
(3) Tell us the dollar amount of the suspected error.

We will investigate your complaint and will correct any error promptly. If we take more than 10 business days to do this, we will credit your account for the amount you think is in error; so that you will have the use of the money during the time it takes us to complete our investigation.

Important Notice About Your Tri Counties Bank Visa® Debit Card

Your Card is enabled with non-Visa debit transaction processing. This means you may use your Card on a PIN-Debit Network without using a PIN or with your PIN. Examples of the types of actions you may be required to make to initiate a Card transaction on a PIN-Debit Network include initiating a payment directly with the biller, possibly via telephone, Internet, or kiosk locations. The non-Visa Debit Network(s) for which such transactions are enabled is the Accel® network.

Examples of the types of actions that you may be required to make to initiate a transaction on your Card include:

- Signing a receipt
• Providing a Card number, expiration date and card verification code over the phone or the internet
• Swiping your Card through a point-of-sale (POS) terminal and entering your PIN or signing for your purchase

The provisions of your agreement with us relating only to Visa transactions are not applicable to transactions that are conducted on networks other than a Visa or Plus network, such as a PIN-Debit Network. This means that for transactions that are processed through networks other than Visa or Plus, the above Visa zero dollar liability protection rules do not apply, even if you did not have to enter a PIN when you conducted the transaction.



Service With Solutions®

P.O. Box 909, Chico CA 95927

Statement Ending 04/23/2023

MIDCOAST COMMUNITY COUNCIL

Page 1 of 2

Account Number: 542004759

ADDRESS SERVICE REQUESTED

MIDCOAST COMMUNITY COUNCIL
PO BOX 248
MOSS BEACH CA 94038-0248

Service With Solutions



Speak with a Banker: 1-800-922-8742



Automated Phone Banking: 1-844-822-2447



Online Banking: TriCountiesBank.com

Overall Balance Summary

Account Type	Account Number	Ending Balance
Not for Profit Business Chkg	542004759	\$13,486.47

Not for Profit Business Chkg-542004759

Account Summary

Date	Description	Amount
03/22/2023	Beginning Balance	\$13,486.47
	0 Credit(s) This Period	\$0.00
	0 Debit(s) This Period	\$0.00
04/23/2023	Ending Balance	\$13,486.47



THIS STATEMENT SHALL BE CONSIDERED CORRECT AND TRI COUNTIES BANK SHALL NOT BE LIABLE FOR ANY DISCREPANCIES IF NOT REPORTED TO THE BANK WITHIN 30 CALENDAR DAYS FROM THE DATE THIS STATEMENT WAS MAILED OR MADE AVAILABLE. RESPONSE TIME FOR REPORTING ERRORS OR INQUIRIES REGARDING ELECTRONIC FUND TRANSFERS OR YOUR AUTOMATIC CASH RESERVE ARE SEPARATELY DISCLOSED. ALL ITEMS DEPOSITED ARE SUBJECT TO RECEIPT OF FINAL PAYMENT.

HERE'S AN EASY WAY TO BALANCE YOUR CHECKBOOK:

(A) UPDATE CHECKBOOK BALANCE

- Subtract from your checkbook balance any monthly service charges, other bank charges and all automatic withdrawals/payments not previously deducted.
• Add to your checkbook balance all automatic deposits, other deposits and automatic cash reserve advances not recorded.

(B) VERIFY OUTSTANDING CHECKS

- Your checks are listed on the front of this statement in check number sequence or in date paid sequence if the check number is not available. An asterisk (*) indicates missing check number(s).
• Check off each check listed on your check register or stubs.
• List in the space provided all outstanding checks. Add these and enter total.

(C) RECONCILE BALANCES

- Enter the ending balance as shown on the front of this statement. (+)
• Add all deposits which are not shown on this statement. (+)
• Enter total of outstanding checks described in (B) above and subtract from the subtotal. (-)

Table with 2 columns for calculations: (+) and (-). Includes a row for SUBTOTAL and a final row for the total balance.

THIS TOTAL SHOULD AGREE WITH YOUR CHECKBOOK BALANCE

OUTSTANDING CHECKS

Table with columns for ITEM NO. and AMOUNT, containing multiple rows for listing checks and a TOTAL row at the bottom.

(D) IF YOU DID NOT BALANCE

- Verify that the previous month's statement was balanced properly.
• Review all additions and subtractions for errors as well as balances brought forward in your checkbook register.
• Record any outstanding transactions from prior statements.
• Determine that all credits (including Automatic Deposits) shown in the "Deposits" and "Other Credits" sections of this statement are entered in your checkbook.
• Compare the amount of each item listed on this statement against the amounts entered in your checkbook.

The following notices apply if your account is maintained primarily for personal, family or household purposes.

IN CASE OF ERRORS OR QUESTIONS ABOUT YOUR ELECTRONIC TRANSFERS

Call us at 1-800-922-8742 or write to us at Tri Counties Bank, Customer Service Department, P. O. Box 909 Chico, CA 95927 as soon as you can, if you think your statement or receipt is wrong or if you need more information about a transfer on the statement or receipt. We must hear from you no later than 60 days after we sent you the FIRST statement on which the error or problem appeared.

- (1) Tell us your name and account number (if any).
(2) Describe the error or the transfer you are unsure about, and explain as clearly as you can why you believe it is an error or why you need more information.
(3) Tell us the dollar amount of the suspected error.

We will investigate your complaint and will correct any error promptly. If we take more than 10 business days to do this, we will credit your account for the amount you think is in error; so that you will have the use of the money during the time it takes us to complete our investigation.

Important Notice About Your Tri Counties Bank Visa® Debit Card

Your Card is enabled with non-Visa debit transaction processing. This means you may use your Card on a PIN-Debit Network without using a PIN or with your PIN. Examples of the types of actions you may be required to make to initiate a Card transaction on a PIN-Debit Network include initiating a payment directly with the biller, possibly via telephone, Internet, or kiosk locations. The non-Visa Debit Network(s) for which such transactions are enabled is the Accel® network.

Examples of the types of actions that you may be required to make to initiate a transaction on your Card include:

- Signing a receipt
• Providing a Card number, expiration date and card verification code over the phone or the internet
• Swiping your Card through a point-of-sale (POS) terminal and entering your PIN or signing for your purchase

The provisions of your agreement with us relating only to Visa transactions are not applicable to transactions that are conducted on networks other than a Visa or Plus network, such as a PIN-Debit Network. This means that for transactions that are processed through networks other than Visa or Plus, the above Visa zero dollar liability protection rules do not apply, even if you did not have to enter a PIN when you conducted the transaction.

ADDRESS SERVICE REQUESTEDMIDCOAST COMMUNITY COUNCIL
PO BOX 248
MOSS BEACH CA 94038-0248**Service With Solutions**Speak with a
Banker: 1-800-922-8742Automated
Phone Banking: 1-844-822-2447Online Banking: TriCountiesBank.com

Save for the future with a Certificate of Deposit.

Whatever you're saving for, a Tri Counties Bank Certificate of Deposit (CD) can help. CDs allow you to earn a guaranteed rate of return, even during times of uncertainty.

Special rates are now available. Contact your local branch, or visit TriCountiesBank.com for current rates.

Member FDIC

Overall Balance Summary

Account Type	Account Number	Ending Balance
Not for Profit Business Chkg	542004759	\$13,436.47

Not for Profit Business Chkg-542004759**Account Summary**

Date	Description	Amount
04/24/2023	Beginning Balance	\$13,486.47
	0 Credit(s) This Period	\$0.00
	1 Debit(s) This Period	\$50.00
05/21/2023	Ending Balance	\$13,436.47

Other Debits

Date	Description	Amount
05/15/2023	EXPEDITED CARD FEE	\$50.00

ADDRESS SERVICE REQUESTEDMIDCOAST COMMUNITY COUNCIL
PO BOX 248
MOSS BEACH CA 94038-0248**Service With Solutions**Speak with a
Banker: 1-800-922-8742Automated
Phone Banking: 1-844-822-2447Online Banking: TriCountiesBank.com

Save for the future with a Certificate of Deposit.

Whatever you're saving for, a Tri Counties Bank Certificate of Deposit (CD) can help. CDs allow you to earn a guaranteed rate of return, even during times of uncertainty.

Special rates are now available. Contact your local branch, or visit TriCountiesBank.com for current rates.

Member FDIC

Overall Balance Summary

Account Type	Account Number	Ending Balance
Not for Profit Business Chkg	542004759	\$13,282.56

Not for Profit Business Chkg-542004759**Account Summary**

Date	Description	Amount
05/22/2023	Beginning Balance	\$13,436.47
	0 Credit(s) This Period	\$0.00
	2 Debit(s) This Period	\$153.91
06/21/2023	Ending Balance	\$13,282.56

Electronic Debits

Date	Description	Amount
06/02/2023	REC POS 8999 ZOOM.US 88 ZOOM.US 888-799-966 WWW.ZOOM.US CA	\$127.41
06/20/2023	REC POS 8999 Mailchimp	\$26.50

THIS STATEMENT SHALL BE CONSIDERED CORRECT AND TRI COUNTIES BANK SHALL NOT BE LIABLE FOR ANY DISCREPANCIES IF NOT REPORTED TO THE BANK WITHIN 30 CALENDAR DAYS FROM THE DATE THIS STATEMENT WAS MAILED OR MADE AVAILABLE. RESPONSE TIME FOR REPORTING ERRORS OR INQUIRIES REGARDING ELECTRONIC FUND TRANSFERS OR YOUR AUTOMATIC CASH RESERVE ARE SEPARATELY DISCLOSED. ALL ITEMS DEPOSITED ARE SUBJECT TO RECEIPT OF FINAL PAYMENT.

HERE’S AN EASY WAY TO BALANCE YOUR CHECKBOOK:

(A) UPDATE CHECKBOOK BALANCE

- Subtract from your checkbook balance any monthly service charges, other bank charges and all automatic withdrawals/payments not previously deducted.
• Add to your checkbook balance all automatic deposits, other deposits and automatic cash reserve advances not recorded.

(B) VERIFY OUTSTANDING CHECKS

- Your checks are listed on the front of this statement in check number sequence or in date paid sequence if the check number is not available. An asterisk (*) indicates missing check number(s).
• Check off each check listed on your check register or stubs.
• List in the space provided all outstanding checks. Add these and enter total.

(C) RECONCILE BALANCES

- Enter the ending balance as shown on the front of this statement. (+)
• Add all deposits which are not shown on this statement. (+)
• Enter total of outstanding checks described in (B) above and subtract from the subtotal. (-)

SUBTOTAL

(-)

THIS TOTAL SHOULD AGREE WITH YOUR CHECKBOOK BALANCE

OUTSTANDING CHECKS

Table with columns ITEM NO. and AMOUNT. Includes a TOTAL row at the bottom.

(D) IF YOU DID NOT BALANCE

- Verify that the previous month’s statement was balanced properly.
• Review all additions and subtractions for errors as well as balances brought forward in your checkbook register.
• Record any outstanding transactions from prior statements.
• Determine that all credits (including Automatic Deposits) shown in the “Deposits” and “Other Credits” sections of this statement are entered in your checkbook.
• Compare the amount of each item listed on this statement against the amounts entered in your checkbook.

The following notices apply if your account is maintained primarily for personal, family or household purposes.

IN CASE OF ERRORS OR QUESTIONS ABOUT YOUR ELECTRONIC TRANSFERS

Call us at 1-800-922-8742 or write to us at Tri Counties Bank, Customer Service Department, P. O. Box 909 Chico, CA 95927 as soon as you can, if you think your statement or receipt is wrong or if you need more information about a transfer on the statement or receipt. We must hear from you no later than 60 days after we sent you the FIRST statement on which the error or problem appeared.

- (1) Tell us your name and account number (if any).
(2) Describe the error or the transfer you are unsure about, and explain as clearly as you can why you believe it is an error or why you need more information.
(3) Tell us the dollar amount of the suspected error.

We will investigate your complaint and will correct any error promptly. If we take more than 10 business days to do this, we will credit your account for the amount you think is in error; so that you will have the use of the money during the time it takes us to complete our investigation.

Important Notice About Your Tri Counties Bank Visa® Debit Card

Your Card is enabled with non-Visa debit transaction processing. This means you may use your Card on a PIN-Debit Network without using a PIN or with your PIN. Examples of the types of actions you may be required to make to initiate a Card transaction on a PIN-Debit Network include initiating a payment directly with the biller, possibly via telephone, Internet, or kiosk locations. The non-Visa Debit Network(s) for which such transactions are enabled is the Accel® network.

Examples of the types of actions that you may be required to make to initiate a transaction on your Card include:

- Signing a receipt
• Providing a Card number, expiration date and card verification code over the phone or the internet
• Swiping your Card through a point-of-sale (POS) terminal and entering your PIN or signing for your purchase

The provisions of your agreement with us relating only to Visa transactions are not applicable to transactions that are conducted on networks other than a Visa or Plus network, such as a PIN-Debit Network. This means that for transactions that are processed through networks other than Visa or Plus, the above Visa zero dollar liability protection rules do not apply, even if you did not have to enter a PIN when you conducted the transaction.

Not for Profit Business Chkg-542004759 (continued)

Electronic Debits (continued)

Date	Description	Amount
	<i>Mailchimp</i> 678-9990141 GA	

End of Statement

Mailchimp Invoice

2 messages

No Reply - Mailchimp <no-reply@mailchimp.com>
To: mccgreggd@gmail.com

Mon, Jun 19, 2023 at 12:23 AM



Your order has been processed.

Invoice MC17533581

Processed on Jun 19, 2023 12:23 am Los Angeles.

Essentials plan	\$26.50
------------------------	----------------

1,500 contacts

Paid via Visa ending in 8999 which expires 02/2026	\$26.50
---	----------------

on June 19, 2023

Balance as of June 19, 2023	\$0.00
------------------------------------	---------------

Issued to

Chair Council
midcoastcouncil
mccgreggd@gmail.com
Midcoast Community Council
P.O. Box 248 Moss Beach, CA 94038

Issued by

Mailchimp
c/o The Rocket Science Group, LLC
[675 Ponce De Leon Ave NE](#)
Suite 5000
Atlanta, GA 30308 USA

6505440714

www.mailchimp.com

Tax ID: US EIN 58-2554149

[View In Your Account](#)

Sales Tax was not applied to this purchase.

© 2001-2023 Mailchimp®, All Rights Reserved.

[675 Ponce De Leon Ave NE](#) • [Suite 5000](#) • [Atlanta, GA 30308 USA](#)

[Contact Us](#) • [Terms of Use](#) • [Privacy Policy](#)

[Unsubscribe](#)

Gregg Dieguez <mccgreggd@gmail.com>

Mon, Jun 19, 2023 at 12:25 PM

To: Dan Haggerty <Midcoastdan@gmail.com>, CLAIRE TOUTANT <midcoast.claire@gmail.com>

Expect to see this charge every month. I'll dig up invoices for the months charged to me.

- Gregg

[Quoted text hidden]

Invoice



Zoom Video Communications Inc.
55 Almaden Blvd, 6th Floor
San Jose, CA 95113

Invoice Date: Jun 1, 2023
Invoice #: INV204600186
Payment Terms: Due Upon Receipt
Due Date: Jun 1, 2023
Account Number: 2000828240
Currency: USD
Payment Method: Visa *****8999
Account Information: Midcoast Community Council

Federal Employer ID Number: 61-1648780

Purchase Order Number:

Tax Exempt Certificate ID:

[Zoom W-9](#)

Sold To Address: PO Box 248,
Moss Beach, California 94038
United States

midcoastcouncilzoom@gmail.com

Bill To Address: PO Box 248,
Moss Beach, California 94038
United States

midcoastcouncilzoom@gmail.com

Charge Details

CHARGE DESCRIPTION	SUBSCRIPTION PERIOD	SUBTOTAL	TAXES, FEES & SURCHARGES	TOTAL
Charge Name: Zoom One Pro Annual Quantity: 1 Unit Price: \$149.90	Jun 1, 2023 - May 31, 2024	\$149.90	\$0.00	\$149.90
Charge Name: Zoom One Pro - Discount Discount: 15.00% <i>Notes: Proration credit for products are applied at MSRP, hence you see this prorated discount charge to provide net credit.</i>	Jun 1, 2023 - May 31, 2024	-\$22.49	\$0.00	-\$22.49
			Subtotal	\$127.41

	Total (Including Taxes, Fees & Surcharges)	\$127.41
	Invoice Balance	\$0.00

Taxes, Fees & Surcharge Details

CHARGE NAME	TAX, FEE OR SURCHARGE NAME	JURISDICTION	CHARGE AMOUNT	TAX, FEE OR SURCHARGE AMOUNT
Total (Including Taxes, Fees & Surcharges)				\$0.00

Transactions

Invoice Total	\$127.41
---------------	----------

TRANSACTION DATE	TRANSACTION NUMBER	TRANSACTION TYPE	DESCRIPTION	APPLIED AMOUNT
Jun 1, 2023	P-240099420	Payment		\$-127.41
Invoice Balance				\$0.00

Need help understanding your invoice?

[CLICK HERE](#)

Standard Pro and Standard Biz are now called Zoom One Pro and Zoom One Business. Please note that your Services will remain...

This plan includes products with monthly and/or yearly subscription periods. The subscription period for each plan, a...

Zoom Phone services provided by Zoom Voice Communications, Inc. Rates, terms and conditions for Zoom Phone services are s...



You sent a payment of \$63.38 USD to CafePress (paypal-cafepress@planetart.com)

[View or Manage Payment](#)

It may take a few moments for this transaction to appear in your account.

Transaction ID 6D051777G79351048	Transaction date Dec 8, 2022 21:23:47 PST
Merchant CafePress paypal-cafepress@planetart.com	Instructions to merchant You haven't entered any instructions.
Invoice ID 375487275	
Shipping address - confirmed Claire Toutant 2166 VALLEMAR ST Box 864 MOSS BEACH, CA 94038 United States	Shipping details The seller hasn't provided any shipping details yet.

Description	Unit price	Qty	Amount
OrderNo: 375487275	\$63.38 USD	1	\$63.38 USD
	Subtotal		\$63.38 USD
	Total		\$63.38 USD
	Payment		\$63.38 USD

Payment sent to paypal-cafepress@planetart.com
Payment sent from clairetoutant@gmail.com

Funding Sources Used (Total)		
Bank of America x-7956		\$63.38 USD


[View or Manage Payment](#)

Issues with this transaction?

You have 180 days from the date of the transaction to open a dispute in the Resolution Center.



[Help & Contact](#) | [Security](#) | [Apps](#)



PayPal is committed to preventing fraudulent emails. Emails from PayPal will always contain your full name. [Learn to identify phishing](#)

Please don't reply to this email. To get in touch with us, click [Help & Contact](#).

PayPal Customer Service can be reached at 888-221-1161.

Not sure why you received this email? [Learn more](#)

Copyright © 1999-2022 PayPal, Inc. All rights reserved. PayPal is located at 2211 N. First St., San Jose, CA 95131.

PayPal RT000016:en_US(en-US):1.4.0:23f2642f1c8c4

542004759 THRU 05-21-23

MIDCOAST COMMUNITY COUNCIL

PO BOX 248

MOSS BEACH CA 94038

TRANSACTION SYSTEM - RESEARCH STATEMENT 20-700
 BAL AS OF 4-23-23 13,486.47
 +DEP/CR 0 .00
 -CK/DR 1 50.00
 -SVC CHARGE .00
 +INT PAID .00
 CURRENT BAL 13,436.47

Pst Dt	TC	Description	Amount	Balance
Eff Dt		Serial Number	Str/Run/Bat/Seq#	
			DRCR/PBF	
051523	74	EXPEDITED CARD FEE	50.00 -	13436.47
051523			00-000-0000987-0091044-01	
			6	

STATEMENT COMPLETE



**UNITED STATES
POSTAL SERVICE.**

MOSS BEACH
2315 CARLOS ST
MOSS BEACH, CA 94038-9998
(800)275-8777

09/30/2022

03:05 PM

Product	Qty	Unit Price	Price
---------	-----	------------	-------

Box Renewal			\$108.00
-------------	--	--	----------

ZIP Code™: 94038

Box #: 248

Rental Start Date: 10/01/2022

Next Renewal Date: 09/30/2023

Customer Name: BARBRA MATHESON

Grand Total:	\$108.00
--------------	----------

Personal/Bus. Check	\$108.00
---------------------	----------



Invoice

Charged on Wednesday, September 21, 2022

ISSUED TO

Lisa Ketcham
172 Culebra Street
Moss Beach, CA 94038
United States
Card Number

..... 7959

ISSUED BY

Squarespace, Inc.
225 Varick Street, 12th Floor
New York, NY 10014

Charges

All prices in US Dollar.

Subscription: Business (Annually) - tangerine-tarpon-6hbm.squarespace.com	\$252.00
Subtotal	\$252.00
Discount	-
Due	\$0.00
Paid	\$252.00

The GraphicWorks
1300 MAIN ST, PO BOX
371073
Montara, CA 94037 US
kelly@thegraphicworks.com

Invoice 05-15054



BILL TO null	SHIP TO Jill Grant Midcoast Community Council P.O. BOX 248, MOSS BEACH, CA 94038	DATE 09/01/2022	PLEASE PAY \$0.00	DUE DATE 10/01/2022
------------------------	--	---------------------------	-----------------------------	-------------------------------

DATE	ACTIVITY	DESCRIPTION	QTY	RATE	AMOUNT
	Design	File prep for press	1	35.00	35.00
	Banner	10ft by 18" banner with hems and grommets (front of event tent standard size)	1	160.00	160.00T
	Postcards	Set of 500: 5" X 7" 14PT Postcards matte or UV gloss double sided.	1	170.00	170.00T
	Discount	Print discount approved by Kelly	1	-45.00	-45.00

SUBTOTAL	320.00
TAX	15.94
TOTAL	335.94
PAYMENT	335.94

TOTAL DUE **\$0.00**

THANK YOU.