

CRESCENTNOBHILL.COM




GROSVENOR



FLOOR PLANS ARE DRAWN TO VARYING SCALES TO MAXIMIZE VISIBILITY WHEN PRINTED. THE FLOOR PLANS, ELEVATIONS, RENDERINGS, FEATURES, FINISHES AND SPECIFICATIONS ARE SUBJECT TO CHANGE AT ANY TIME. SQUARE FOOTAGE OR FLOOR AREAS SHOWN IN ANY MARKETING OR OTHER MATERIALS IS APPROXIMATE AND MAY BE MORE OR LESS THAN THE ACTUAL SIZE. THESE MATERIALS SHOULD NOT BE RELIED UPON AS REPRESENTATIONS, EXPRESS OR IMPLIED. THE DEVELOPER RESERVES THE RIGHT TO CHANGE FLOOR PLANS, ELEVATIONS, FEATURES, FINISHES AND SPECIFICATIONS AT ANY TIME, WITHOUT PRIOR NOTICE. REAL ESTATE CONSULTING, SALES AND MARKETING BY POLARIS PACIFIC - A LICENSED CALIFORNIA, ARIZONA, COLORADO, HAWAII, OREGON AND WASHINGTON BROKER - CA DRE #01499250


**POLARIS
PACIFIC**



RESIDENCE 605

2 BEDROOMS | 2 BATHROOMS

INTERIOR 1,212 SQ FT
EXTERIOR 192 SQ FT



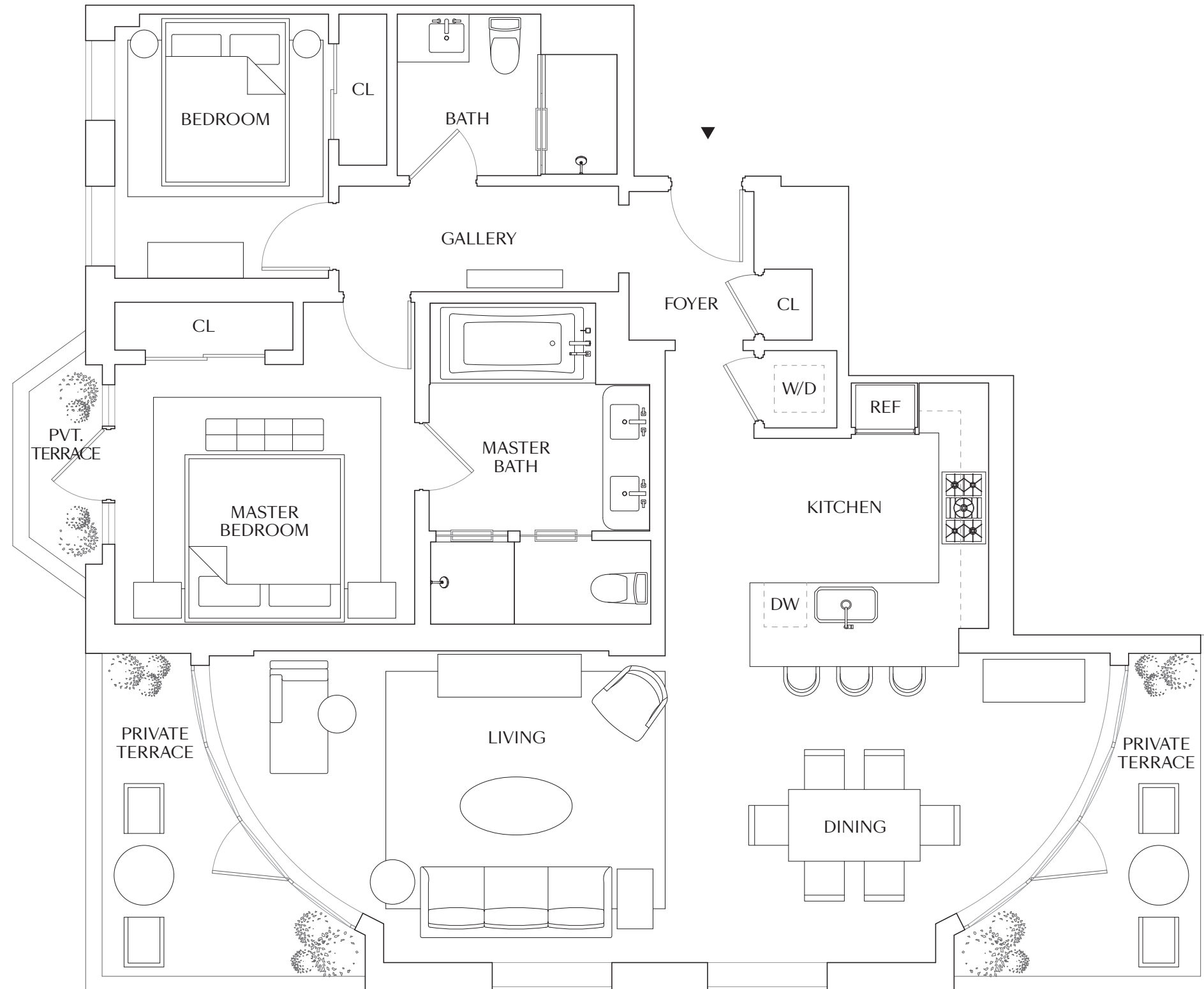
CRESCENT

NOB HILL

RESIDENCE 605

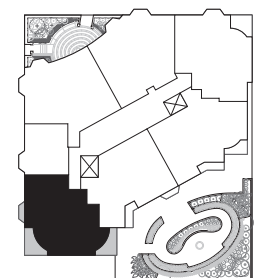
2 BEDROOMS | 2 BATHROOMS

INTERIOR 1,212 SQ FT
EXTERIOR 192 SQ FT



CALIFORNIA STREET

POWELL STREET



Scale 5/16" = 1'

