

BLOCK

LIT - DOWNLIGHT

BLK-L-DL

DATE	PROJECT	CAT #	FIXTURE TYPE
------	---------	-------	--------------

OVERVIEW

BLOCK can do it all. The lightweight body is made entirely of recycled PET acoustic material using custom cuts and folds engineered by Sabin. This design enables full recyclability at end-of-life and accommodates light engines by others. With a production and shipping time as quick as two weeks, BLOCK, both lit and unlit, is a great choice for arrays and cloud configurations within any project restraint.

QUICK FACTS

- Direct, indirect, or bidirectional light output
- Downlights have multiple beam spreads: 15°, 25°, 40°, 60°, and 90°
- Custom length/width with a maximum perimeter of ≤ 190 IN
- Custom heights between 19 - 112 IN
- Optional integration of motion sensors, Wi-Fi, and/or speakers
- Quick ship in 2 weeks
- NRC rating of .85+



SPECIFICATIONS

SERIES	LENGTH/WIDTH ¹	HEIGHT ¹	DIRECT OUTPUT ⁴		DIRECT OPTIC		DIRECT TRIM		DIRECT LOCATION			
BLK-L-DL	13" X 13" (321 MM X 321 MM) 24" X 13" (621 MM X 321 MM) 48" X 13" (1231 MM X 321 MM) 24" X 24" (621 MM X 621 MM) 48" X 24" (1231 MM X 621 MM) CLW ²	12" (300 MM) 24" (600 MM) 30" (750 MM) 36" (925 MM) CH ³	DNA D750 D1500 D2000 D2500 D3000	NO OUTPUT 750 LM 1500 LM 2000 LM 2500 LM 3000 LM	DNO DNS DSP DFL DWF DGA	NO OPTIC 15° NARROW SPOT 25° SPOT 40° FLOOD 60° WIDE FLOOD +90° GENERAL AMBIENT ⁵	LRW LRB LSW LSB	ROUND WHITE ROUND BLACK SQUARE WHITE SQUARE BLACK	CEN OFF	CENTERED OFFSET ⁶		
INDIRECT OUTPUT ⁷		CCT	CIRCUIT		CONTROL	VOLTAGE	FELT COLOR (9 MM)		TRIM			
INA	NO OUTPUT	27K	SC	SINGLE CIRCUIT	10	0-10V TO 1%	UNV	120V/277V	9___	REPLACE "___" WITH DESIRED COLOR CODE FROM SWITCHES	NT T___	NO TRIM REPLACE "___" WITH DESIRED COLOR CODE FROM SWITCHES
I750	750 LM	30K	DC	DUAL CIRCUIT (SHARED DIMMING)								
I1000	1000 LM	35K										
I1500	1500 LM	40K										
I3000	3000 LM ⁸											
CIO	CUSTOM OUTPUT ⁹											
CORD COLOR ¹⁰		MOUNTING				CANOPY ¹²		FACTORY OPTIONS ¹³				
PC___	REPLACE "___" WITH DESIRED COLOR CODE FROM SWITCHES	AC___	60" AIRCRAFT CABLE + (COLOR CODE) ¹¹		RWH	ROUND WHITE	CSL___	CUSTOM SUSPENSION LENGTH 24" - 120" ¹⁴				
		ST___	60" STRAP + (COLOR CODE) ¹¹		RBK	ROUND BLACK	EM	EMERGENCY BATTERY				
		TRD	3/8" THREADED ROD		SWH	SQUARE WHITE	SGC	STANDARD GRID CLIP				
		DTS	DIRECT TO STRUT		SBK	SQUARE BLACK	TGC	TEGULAR GRID CLIP				
		DTG	DIRECT TO GRID				CT___	CUSTOM THREAD + (COLOR CODE) ¹¹				
							2CP	INCLUDE 2" CANOPIES				
							FLT	SHIP FLAT ¹⁵				
							CF	CENTER FEED				
							BABA	BABA COMPLIANT				

1 IMPERIAL DIMENSIONS ARE NOMINAL. ACTUAL DIMENSIONS ARE METRIC.
 2 CUSTOM LENGTHS AND WIDTHS HAVE A MAXIMUM PERIMETER ≤ 190" (4800 MM).
 3 CUSTOM HEIGHTS AVAILABLE BETWEEN 19" - 112" (475 MM - 2850 MM).
 4 AT LEAST ONE DIMENSION (LENGTH OR WIDTH) MUST BE 24" (600 MM) FOR OUTPUT >1500 LM.
 5 GENERAL AMBIENT ONLY AVAILABLE UP TO 2000 LM.
 6 OFFSET NOT AVAILABLE ON SQUARE FIXTURES. SEE DRAWING FOR OFFSET LOCATION.
 7 ONLY AVAILABLE IN LAMBERTIAN DISTRIBUTION.
 8 ONE DIMENSION (LENGTH, WIDTH, OR DIAMETER) MUST BE AT LEAST 24" (600 MM) FOR OUTPUT >1500 LM.

9 CONSULT FACTORY.
 10 POWER CABLE IS 18" LONGER THAN SUSPENSION LENGTH. CONSULT FACTORY FOR LONGER LENGTHS.
 11 REPLACE "___" WITH DESIRED COLOR CODE FROM SWITCHES.
 12 5" (127 MM) CANOPY PROVIDED FOR FEED. 2" (50.8 MM) CANOPIES FOR NON-FEED UPON REQUEST.
 13 LEAVE BLANK IF NOT APPLICABLE. STRING TOGETHER MULTIPLE SELECTIONS.
 14 REPLACE "___" WITH LENGTH OF DESIRED SUSPENSION.
 15 BY DEFAULT, FIXTURES WILL SHIP ASSEMBLED - SHIPPING FLAT WILL REDUCE SHIPPING VOLUME.

EXAMPLE PART NUMBER: BLK-L-DL-24(621)-24(621)-30(750)-D3000-DNS-LRB-OFF-I1000-27K-SC-10-UNV-9SP-NT-PCGY-ACSLV-RWH



© 2024 SABIN LLC. ALL RIGHTS RESERVED.
 CUSTOMIZE AT SABIN.BUILD
 DATE REVISED 09.13.2024




COLOR SWATCHES

BLK-L-DL

DATE	PROJECT	CAT #	FIXTURE TYPE
------	---------	-------	--------------

FELT


¹ Birch is not available in 1.5 MM.
² Only available for products constructed in 1.5 MM felt.



TRIM



SUSPENSION STRAP



THREAD



POWER CORD/SUSPENSION CABLE



Colors are subject to slight variation from your screen or paper to the finished product. Contact the factory for additional color options.

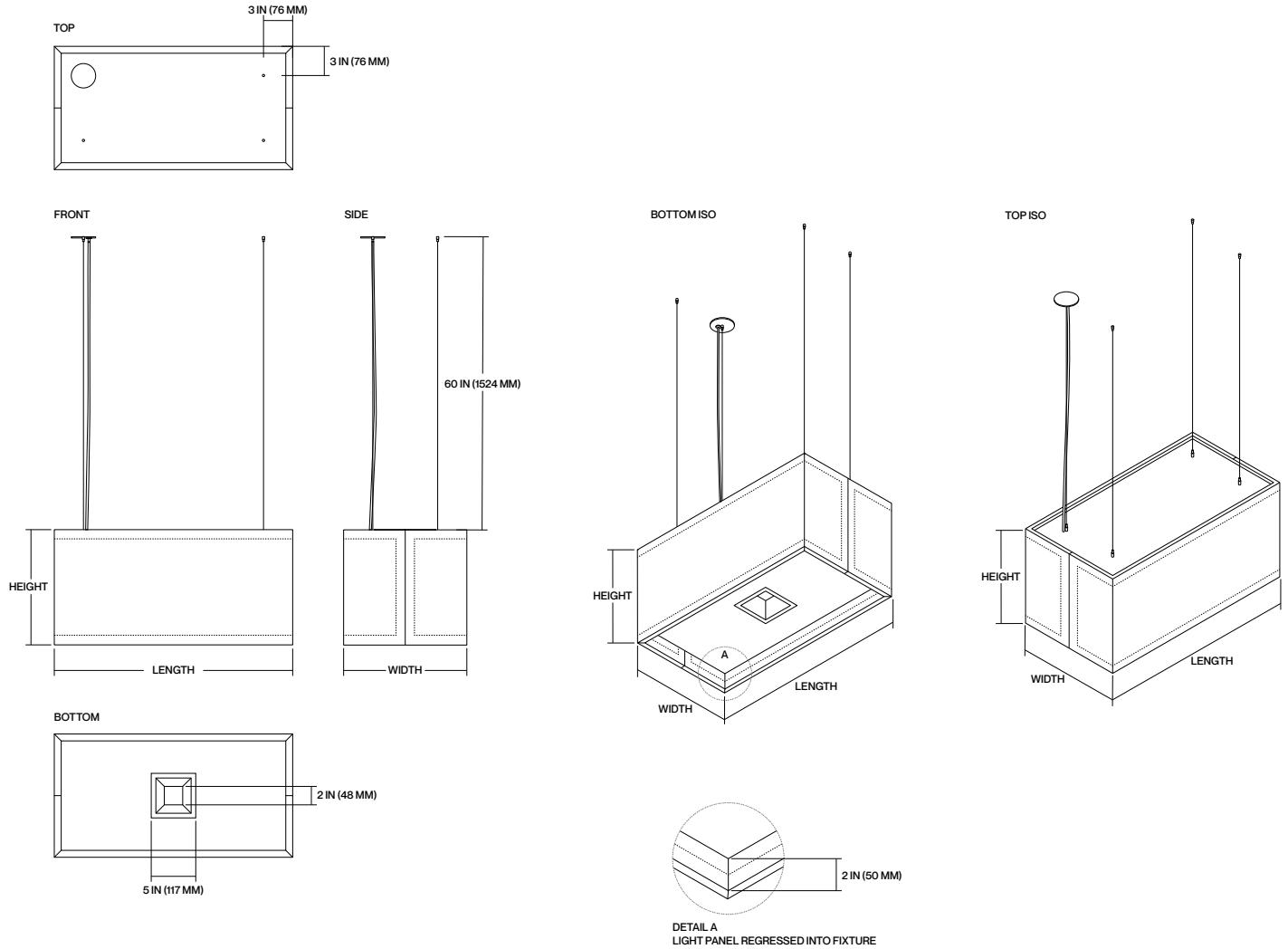
BLOCK

LIT - DOWNLIGHT

BLK-L-DL

DATE	PROJECT	CAT #	FIXTURE TYPE

DIMENSIONS - CENTERED LIGHT ENGINE



- 1 IMPERIAL DIMENSIONS ARE NOMINAL. ACTUAL DIMENSIONS ARE METRIC.
- 2 ALL STANDARD DIMENSIONS ARE ECO-CONSCIOUS. MAXIMIZING MATERIAL USE AND MINIMIZING WASTE. CUSTOM DIMENSIONS RESULT IN EXCESS MATERIAL WASTE.
- 3 PLEASE CONSULT THE FACTORY FOR WEIGHTS SPECIFIC TO CONFIGURATION.

SABIN

© 2024 SABIN LLC. ALL RIGHTS RESERVED.
 CUSTOMIZE AT SABIN.BUILD
 DATE REVISED 09.13.2024



3

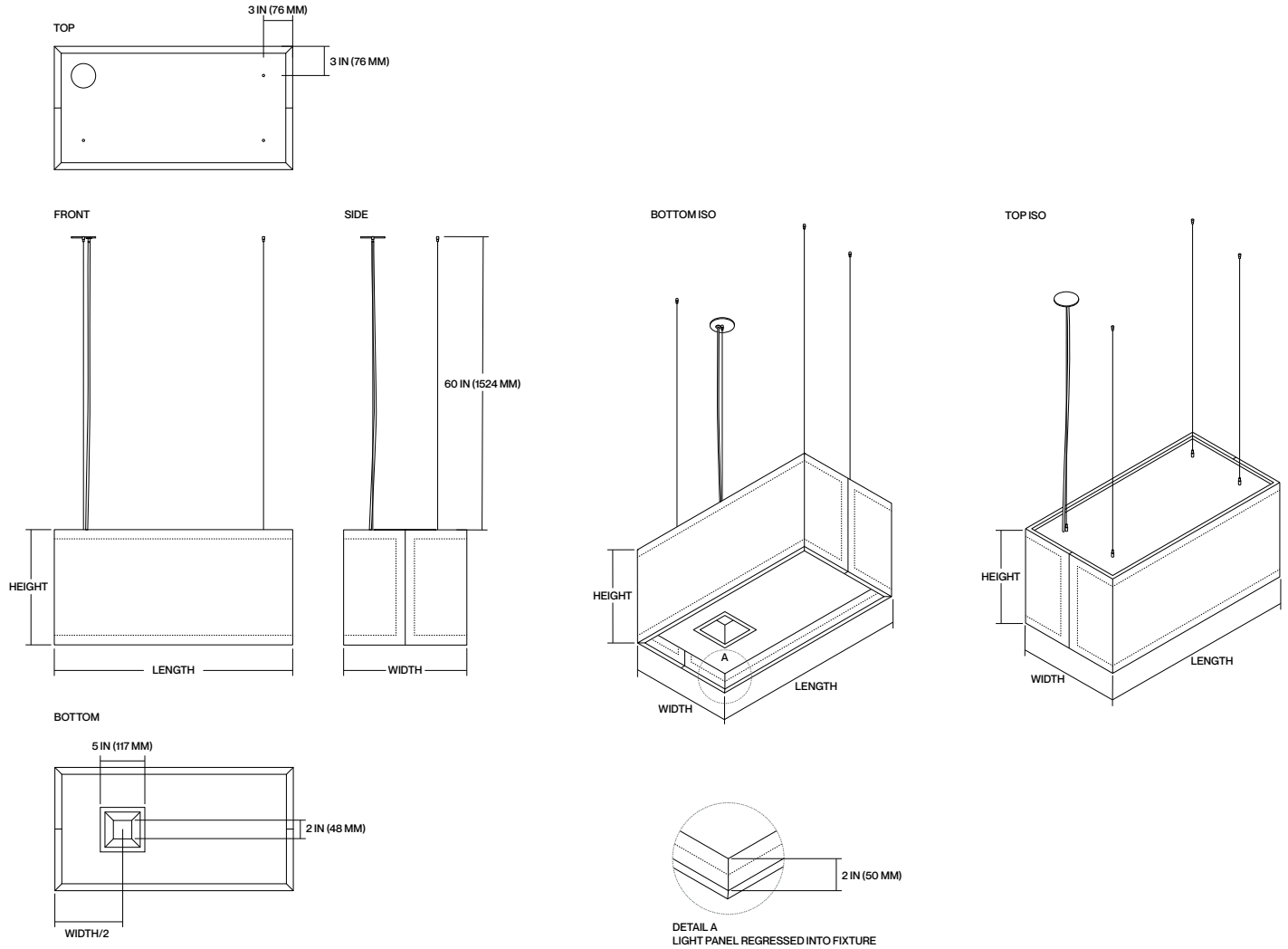
BLOCK

LIT - DOWNLIGHT

BLK-L-DL

DATE	PROJECT	CAT #	FIXTURE TYPE
------	---------	-------	--------------

DIMENSIONS - OFFSET LIGHT ENGINE



- 1 IMPERIAL DIMENSIONS ARE NOMINAL. ACTUAL DIMENSIONS ARE METRIC.
- 2 ALL STANDARD DIMENSIONS ARE ECO-CONSCIOUS. MAXIMIZING MATERIAL USE AND MINIMIZING WASTE. CUSTOM DIMENSIONS RESULT IN EXCESS MATERIAL WASTE.
- 3 PLEASE CONSULT THE FACTORY FOR WEIGHTS SPECIFIC TO CONFIGURATION.

SABIN

© 2024 SABIN LLC. ALL RIGHTS RESERVED.
 CUSTOMIZE AT SABIN.BUILD
 DATE REVISED 09.13.2024



4

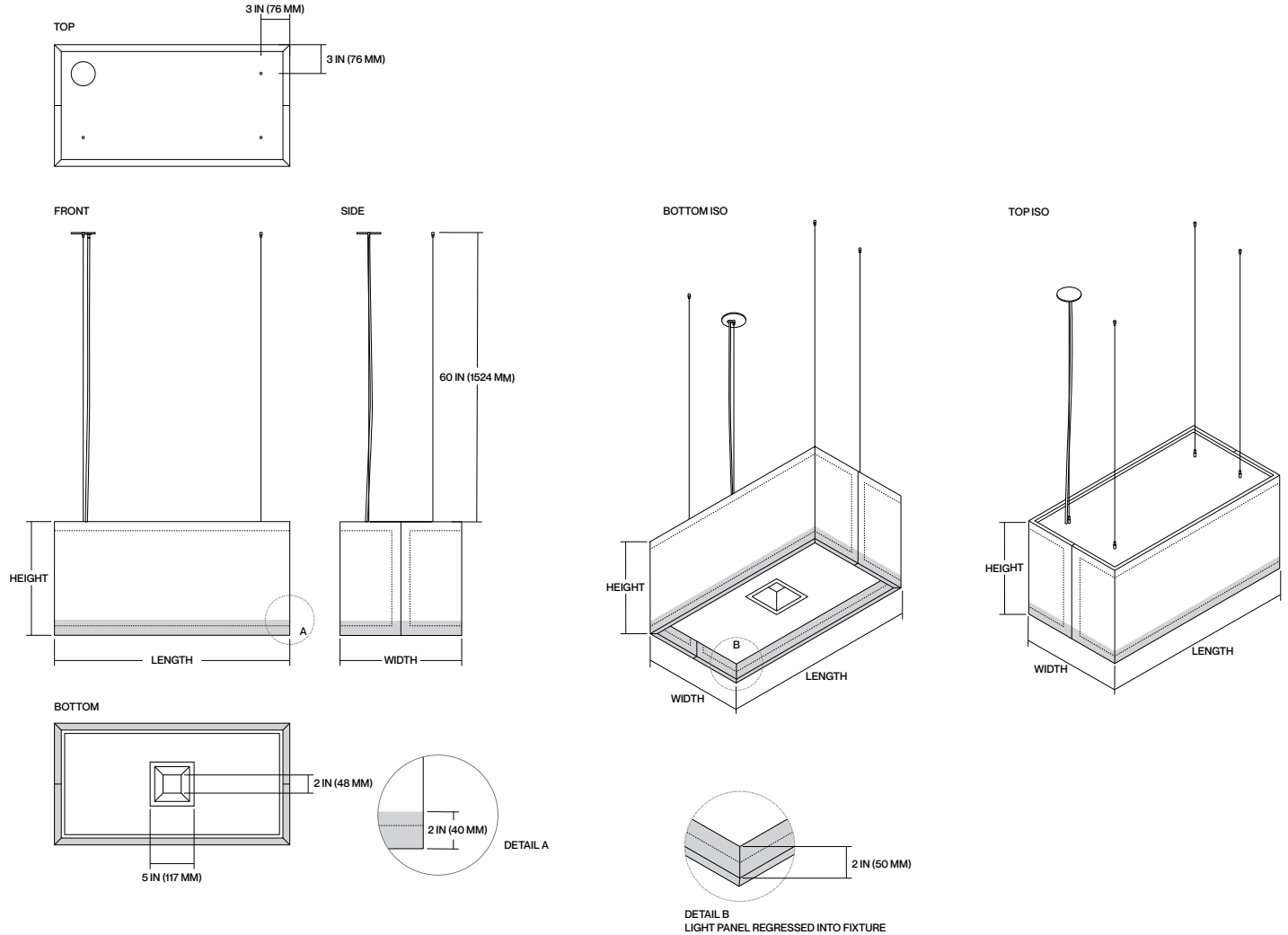
BLOCK

LIT - DOWNLIGHT

BLK-L-DL

DATE	PROJECT	CAT #	FIXTURE TYPE
------	---------	-------	--------------

DIMENSIONS - CENTERED LIGHT ENGINE - WITH TRIM



- 1 IMPERIAL DIMENSIONS ARE NOMINAL. ACTUAL DIMENSIONS ARE METRIC.
- 2 ALL STANDARD DIMENSIONS ARE ECO-CONSCIOUS. MAXIMIZING MATERIAL USE AND MINIMIZING WASTE. CUSTOM DIMENSIONS RESULT IN EXCESS MATERIAL WASTE.
- 3 PLEASE CONSULT THE FACTORY FOR WEIGHTS SPECIFIC TO CONFIGURATION.

SABIN

© 2024 SABIN LLC. ALL RIGHTS RESERVED.
 CUSTOMIZE AT SABIN.BUILD
 DATE REVISED 09.13.2024



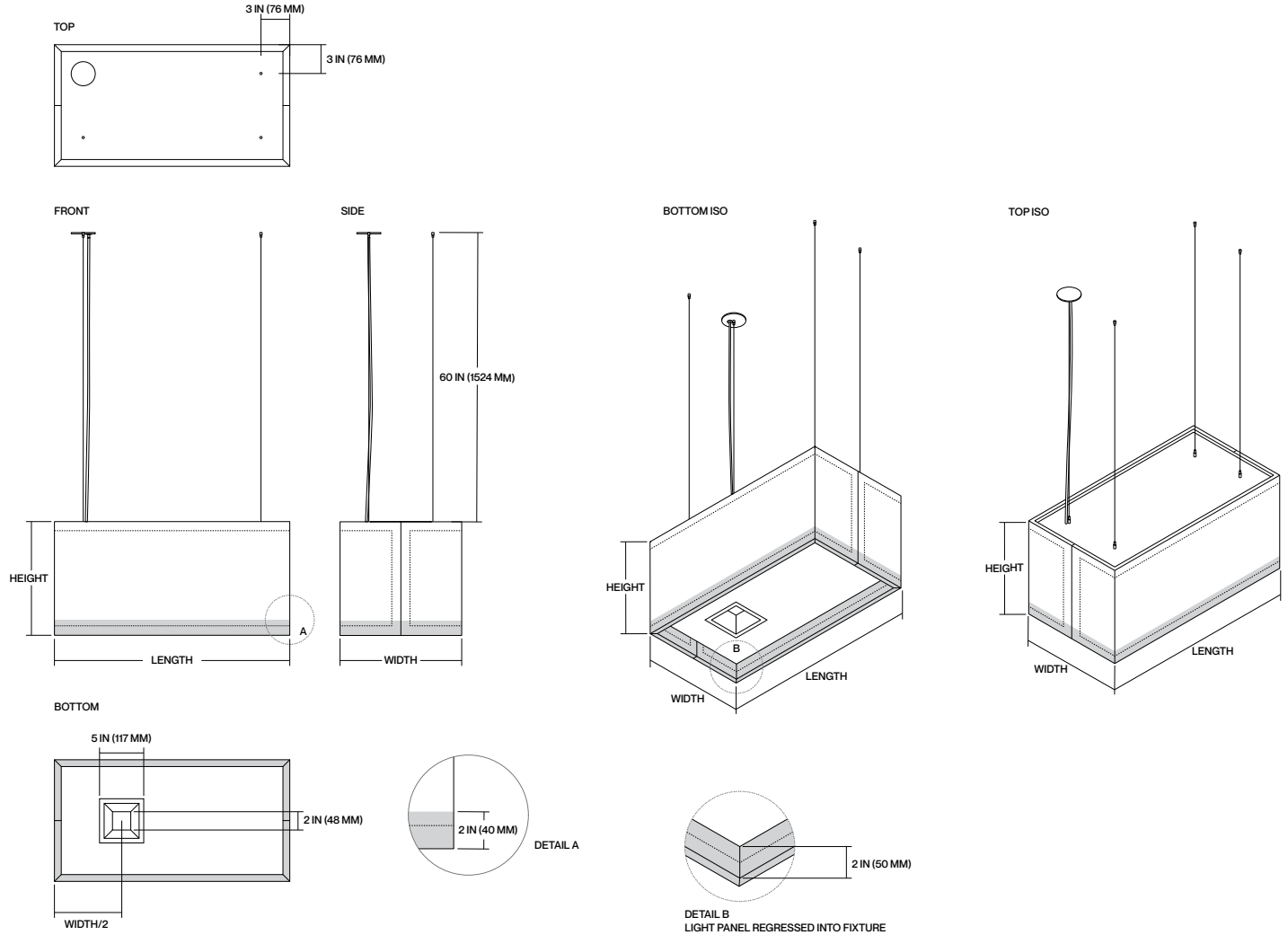
BLOCK

LIT - DOWNLIGHT

BLK-L-DL

DATE	PROJECT	CAT #	FIXTURE TYPE
------	---------	-------	--------------

DIMENSIONS - OFFSET LIGHT ENGINE - WITH TRIM



- 1 IMPERIAL DIMENSIONS ARE NOMINAL. ACTUAL DIMENSIONS ARE METRIC.
- 2 ALL STANDARD DIMENSIONS ARE ECO-CONSCIOUS. MAXIMIZING MATERIAL USE AND MINIMIZING WASTE. CUSTOM DIMENSIONS RESULT IN EXCESS MATERIAL WASTE.
- 3 PLEASE CONSULT THE FACTORY FOR WEIGHTS SPECIFIC TO CONFIGURATION.

DATE	PROJECT	CAT #	FIXTURE TYPE

ACOUSTIC MATERIAL

OUR PET (POLYESTER) FELT PANELS CONTAIN MINIMUM 60% POST-CONSUMER RECYCLED POLYESTER STAPLE FIBER. IT IS MOISTURE RESISTANT, FIRE RATED, RECYCLABLE, AND AN OUTSTANDING ABSORBER OF ACOUSTIC ENERGY.

- FIRE RETARDANT: ASTM E84 CLASS A, EN13501 CLASS B
- DECORATIVE: 18 STANDARD COLORS OF 1.5 MM & 16 STANDARD COLORS OF 9 MM
- CONSTRUCTION: 100% POLYESTER FIBER (PET)

CONSTRUCTION

ACOUSTIC LUMINAIRE COMPRISED OF ≥ 60% RECYCLED PET MATERIAL UTILIZING SEWN CONSTRUCTION TO MAXIMIZE STRENGTH, DURABILITY AND SOUND ABSORBENCY.

CERTIFICATES/LISTING

TESTED IN ACCORDANCE WITH NEC, ANSI/NFPA 70 STANDARDS. INDOOR USE ONLY. SUITABLE FOR DRY LOCATIONS, IP20, ROHS COMPLIANT. TITLE 24 JA8-2016 FOR 90 CRI CONFIGURATIONS ONLY.

FOR LIT UNITS, ETL LISTED IN ACCORDANCE WITH UL STANDARDS.

ESTIMATED LIFETIME (LIT ONLY)

L70 = >60,000 HOURS
LUMINOUS FLUX MAINTENANCE LIFE L70(9K) BASED ON IES TM-28-147 9000-HOUR TEST AT TA = 45°C.

OPTICS (LIT ONLY)

INJECTION MOLDED, CUT OR EXTRUDED ACRYLIC LENS DESIGNED FOR EFFICIENT AND HOMOGENEOUS LIGHT DISTRIBUTION WITH SUPERIOR COLOR OVER ANGLE PERFORMANCE. BEAM CONTROL AVAILABLE ON SELECT CONFIGURATIONS DOWN TO 15° AND UP TO +90°. OPTICS ARE FIELD CHANGEABLE.

LED LIGHT ENGINE (LIT ONLY)

LIGHT MODULE INCORPORATES PREMIUM LEDS WITH HEAT SINK TO MAXIMUM LIFETIME. AVAILABLE IN 2700K, 3000K, 3500K OR 4000K CCT WITH ≥90 CRI. COLOR ACCURACY = MINIMUM 2.2X SDCM @ 3000K ±66K ΔUV +0.0004 STANDARD DEVIATION COLOR MATCHING (SDCM) BASED ON ANSI STANDARD C78.377A INDICATING THE VISIBLE VARIANCE IN CORRELATED COLOR TEMPERATURE, ALSO REFERRED TO AS "MACADAM ELLIPSE."

MOUNTING

SUSPENDED BY VARIOUS METHODS INCLUDING 1/16" AIRCRAFT CABLE, STRAPS, GRID CLIPS OR 3/8" THREADED ROD (ADAPTERS PROVIDED, THREADED ROD BY OTHERS). AIRCRAFT CABLE IS AVAILABLE IN PRECUT LENGTHS OF 60" (1524 MM) OR CUSTOM LENGTH FROM 24" (600 MM) TO 120" (3048 MM).

FOR LIT UNITS, FABRIC-COVERED POWER CORD IS PROVIDED ALONG WITH A 5" (127 MM) FEED CANOPY.

CARE

ACOUSTIC PET FELT: REMOVE DUST WITH COMPRESSED AIR, A VACUUM OR LINT ROLLER.

ALUMINUM & POLYMER COMPONENTS: REMOVE DUST AND DEBRIS WITH A CLEAN, DRY, LINT-FREE CLOTH.

WARRANTY

FIXTURE RATED FOR OPERATION IN CONDITIONED ENVIRONMENTS UP TO 77°F (25°C). FIXTURE IS WARRANTIED TO BE FREE FROM DEFECTS AND/OR FAILURE UNDER NORMAL USE AND PROPER STORAGE FOR FIVE (5) YEARS FROM DATE OF SHIPMENT.

DIMMING (LIT ONLY)

STANDARD 120-277V CONSTANT CURRENT DRIVER INCLUDES 0-10V ANALOG DIMMING TO 1%

OPTIONS FOR LUTRON ECOSYSTEM AT 120/277V, TRIAC/ELV DALI, DMX, AND WARM DIM AVAILABLE ON SELECT PRODUCTS. CONSULT FACTORY.

ELECTRICAL (LIT ONLY)

HIGH QUALITY CLASS P ISOLATED POWER SUPPLY WITH UNIVERSAL (120-277VAC) AND 347V INPUT VOLTAGE. MEETS UL OPERATION RATING DRY & DAMP (IP40) MAX 185°F (85°C) FOR 50,000 HOUR LIFE. LUMINARIES ARE PRE-WIRED WITH FACTORY INSTALLED BRANCH CIRCUIT WIRING.

POWER FACTOR:
- 0.95 @ 120VAC
- 0.90 @ 277VAC
- 0.90 @ 347VAC

FOR FIXTURES SPECIFIED WITH AN EMERGENCY BATTERY/DRIVER: 6W-20W INTEGRAL BATTERY (OUTPUT DEPENDENT) WITH SELF-TESTING/METAL TEST SWITCH/INDICATOR LIGHT (BI-COLOR). UP TO 15% OF TOTAL LUMEN OUTPUT FOR A MINIMUM OF 90 MINUTES. LISTED TO UL924 AND TESTED TO CSA 22.2 NO.141 FIELD OR FACTORY INSTALLATION (INDOOR AND DAMP). OUTPUT CLASS 2 COMPLIANT. INPUT CEC TITLE 20 COMPLIANT.

CONSULT FACTORY FOR SPECIFIC PRODUCT CONFIGURATIONS.