

# LAYER OBROUND

LIT - LINEAR

# LYR-O-L-LIN

DATE	PROJECT	CAT #	FIXTURE TYPE
------	---------	-------	--------------

## OVERVIEW

LAYER is a system for forming planes and activating space. It's designed to layer with other products, create visual hierarchy, or suspend as a pendant. It excels with lower ceilings, serves as an excellent build-in option for a space requiring more visual structure and sound absorption, and can adapt to other existing units. LAYER's versatility allows for discovery throughout the design process. There are 4 shapes in the LAYER family: DISC, OBROUND, TRIANGLE, and RECTANGLE.

## QUICK FACTS

- Direct, indirect, or bidirectional light output
- Available in 2700/3000/3500/4000 CCT at 90+ Color Rendering Index (CRI)
- Custom lengths between 31 - 94 IN and widths between 12 - 47 IN
- Flexible mounting options for simple retrofit installation
- NRC rating of .85+



## SPECIFICATIONS

SERIES	LENGTH/WIDTH <sup>1,2</sup>	DIRECT OUTPUT		DIRECT OPTIC		INDIRECT OUTPUT	
LYR-O-L-LIN	47" X 15" (1200 MM X 390 MM) 64" X 23" (1600 MM X 590 MM) 94" X 23" (2400 MM X 590 MM) 94" X 47" (2400 MM X 1200 MM) CLW ___ <sup>3</sup>	DNA NO OUTPUT D200 200 LM/FT D500 500 LM/FT D750 750 LM/FT D1000 1000 LM/FT <sup>4</sup> CDO CUSTOM OUTPUT	DNO NO OUTPUT (FELT INSERT) DDL DIFFUSE LENS DBL BATWING	INA NO OUTPUT I200 200 LM/FT I500 500 LM/FT I750 750 LM/FT I1000 1000 LM/FT <sup>4</sup> CIO CUSTOM OUTPUT			
INDIRECT OPTIC		DIRECT LOCATION	CCT	CIRCUIT	CONTROL	VOLTAGE	FELT COLOR (1.5 MM)
INO NO OUTPUT IBB BARE BOARD IDC DUST COVER IBW BATWING	C CENTERED A ASYMMETRIC <sup>5</sup> S SYMMETRIC <sup>5,6</sup>	27K 30K 35K 40K	SC SINGLE CIRCUIT DC DUAL CIRCUIT (SHARED DIMMING)	10 0-10V TO 1%	UNV 120V/277V 347 347V	15___ REPLACE "___" WITH DESIRED COLOR CODE FROM SWITCHES	
CORD COLOR <sup>7</sup>		MOUNTING		CANOPY <sup>9</sup>		FACTORY OPTIONS <sup>10</sup>	
PC___ REPLACE "___" WITH DESIRED COLOR CODE FROM SWITCHES	AC___ 60" AIRCRAFT CABLE + (COLOR CODE) <sup>8</sup> ST___ 60" STRAP + (COLOR CODE) <sup>8</sup> TRD 3/8" THREADED ROD DTS DIRECT TO STRUT DTG DIRECT TO GRID	RWH ROUND WHITE RBK ROUND BLACK SWH SQUARE WHITE SBK SQUARE BLACK	CSL___ CUSTOM SUSPENSION LENGTH 24" - 120" <sup>11</sup> EM___ EMERGENCY BATTERY <sup>12</sup> SGC STANDARD GRID CLIP TGC TEGULAR GRID CLIP CT___ CUSTOM THREAD + (COLOR CODE) <sup>9</sup> 2CP INCLUDE 2" CANOPIES BABA BABA COMPLIANT				

1 IMPERIAL DIMENSIONS ARE NOMINAL. ACTUAL DIMENSIONS ARE METRIC.  
 2 FOR BI-DIRECTIONAL UNIT IN A DUAL CIRCUIT CONFIGURATION, LENGTH MUST BE AT LEAST 47" (1200 MM) GREATER THAN WIDTH.  
 3 CUSTOM LENGTHS AVAILABLE BETWEEN 35" - 94" (900 - 2400 MM) AND CUSTOM WIDTHS AVAILABLE BETWEEN 12" - 47" (300 - 1200 MM). LENGTH MUST BE AT LEAST 24" (600 MM) GREATER THAN WIDTH.  
 4 NOT AVAILABLE IN BIDIRECTIONAL CONFIGURATION.  
 5 LIGHT ENGINE(S) LOCATED 6" (150 MM) FROM LONG EDGE.  
 6 24" (600 MM) WIDTH MINIMUM FOR SYMMETRIC FIXTURE LAYOUTS.  
 7 POWER CABLE IS 18" LONGER THAN SUSPENSION LENGTH. CONSULT FACTORY FOR LONGER LENGTHS.  
 8 REPLACE "\_\_\_" WITH DESIRED COLOR CODE FROM SWITCHES.  
 9 5" (127 MM) CANOPY PROVIDED FOR FEED. 2" (50.8 MM) CANOPY FOR NON-FEED PROVIDED UPON REQUEST.  
 10 LEAVE BLANK IF NOT APPLICABLE. STRING TOGETHER MULTIPLE SELECTIONS.  
 11 REPLACE "\_\_\_" WITH LENGTH OF DESIRED SUSPENSION.  
 12 LENGTH MUST BE AT LEAST 47" (1200 MM) GREATER THAN WIDTH FOR EM.

EXAMPLE PART NUMBER: LYR-O-L-LIN-47(1200)-15(390)-D750-DDL-I750-IBB-C-35K-SC-10-UNV-15JD-PCWH-ACBLK-RWH



© 2024 SABIN LLC. ALL RIGHTS RESERVED.  
 CUSTOMIZE AT SABIN.BUILD  
 DATE REVISED 09.13.2024




# COLOR SWATCHES

# LYR-O-L-LIN

DATE	PROJECT	CAT #	FIXTURE TYPE
------	---------	-------	--------------

## FELT


<sup>1</sup> Birch is not available in 1.5 MM.  
<sup>2</sup> Only available for products constructed in 1.5 MM felt.



## TRIM



## SUSPENSION STRAP



## THREAD



## POWER CORD/SUSPENSION CABLE



Colors are subject to slight variation from your screen or paper to the finished product. Contact the factory for additional color options.

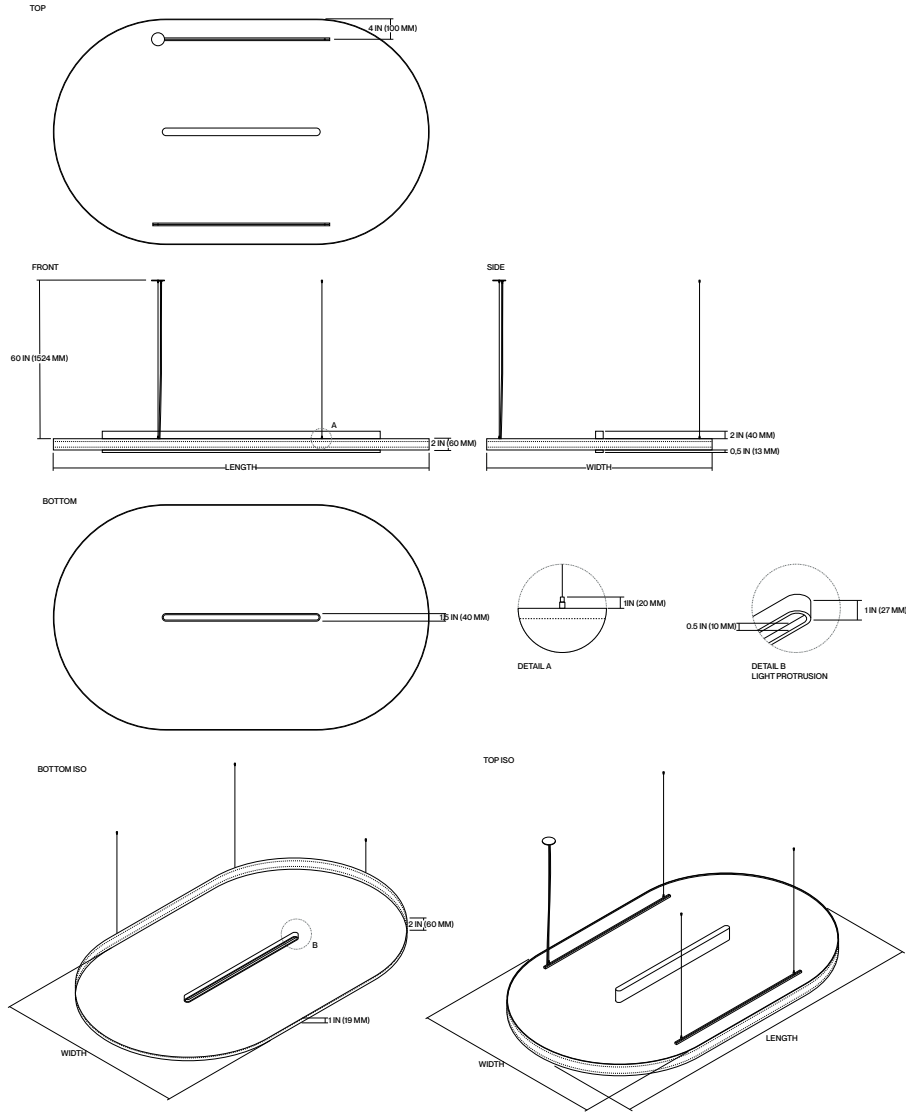
# LAYER OBROUND

LIT - LINEAR

# LYR-O-L-LIN

DATE	PROJECT	CAT #	FIXTURE TYPE
------	---------	-------	--------------

## DIMENSIONS - CENTERED



- 1 IMPERIAL DIMENSIONS ARE NOMINAL. ACTUAL DIMENSIONS ARE METRIC.
- 2 ALL STANDARD DIMENSIONS ARE ECO-CONSCIOUS. MAXIMIZING MATERIAL USE AND MINIMIZING WASTE. CUSTOM DIMENSIONS RESULT IN EXCESS MATERIAL WASTE.
- 3 PLEASE CONSULT THE FACTORY FOR WEIGHTS SPECIFIC TO CONFIGURATION.

**SABIN**

© 2024 SABIN LLC. ALL RIGHTS RESERVED.  
 CUSTOMIZE AT SABIN.BUILD  
 DATE REVISED 09.13.2024



3

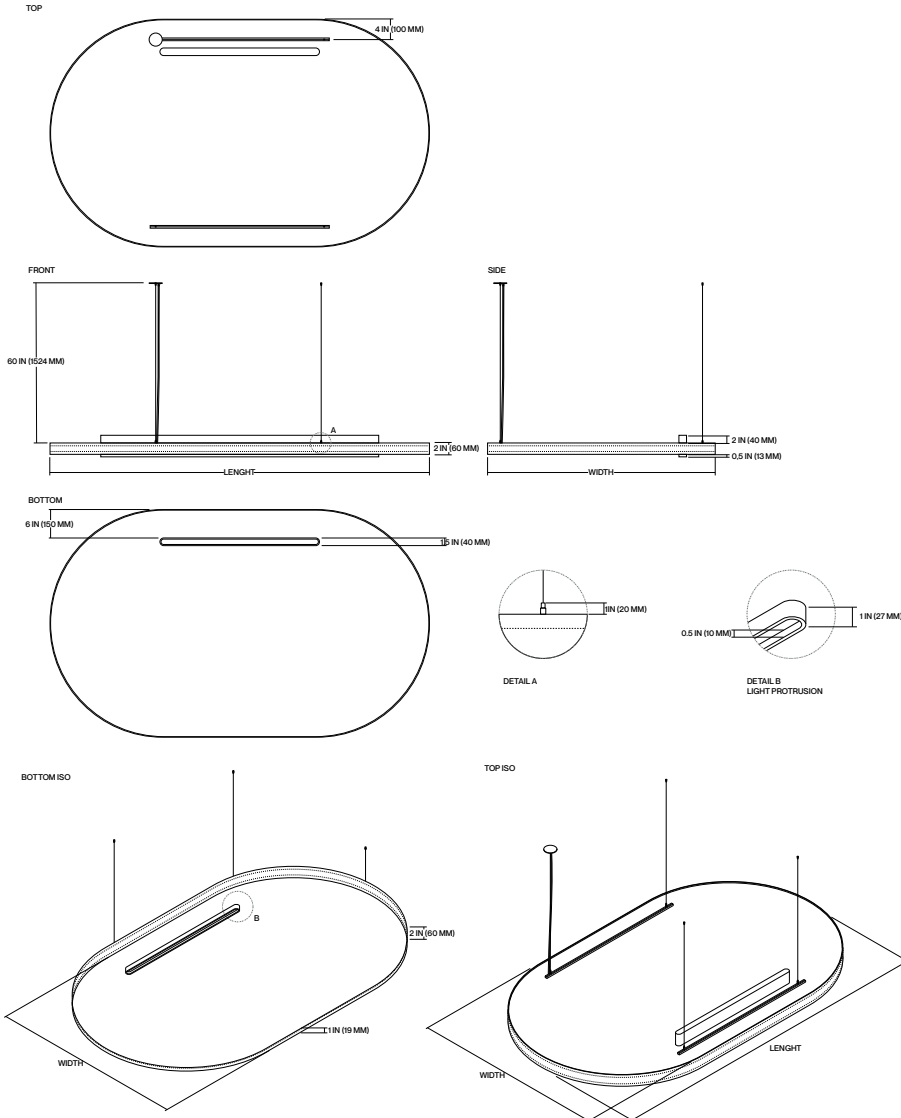
# LAYER OBROUND

LIT - LINEAR

# LYR-O-L-LIN

DATE	PROJECT	CAT #	FIXTURE TYPE
------	---------	-------	--------------

## DIMENSIONS - ASYMETRIC



- 1 IMPERIAL DIMENSIONS ARE NOMINAL. ACTUAL DIMENSIONS ARE METRIC.
- 2 ALL STANDARD DIMENSIONS ARE ECO-CONSCIOUS, MAXIMIZING MATERIAL USE AND MINIMIZING WASTE. CUSTOM DIMENSIONS RESULT IN EXCESS MATERIAL WASTE.
- 3 PLEASE CONSULT THE FACTORY FOR WEIGHTS SPECIFIC TO CONFIGURATION.

# SABIN

© 2024 SABIN LLC. ALL RIGHTS RESERVED.  
 CUSTOMIZE AT SABIN.BUILD  
 DATE REVISED 09.13.2024



4

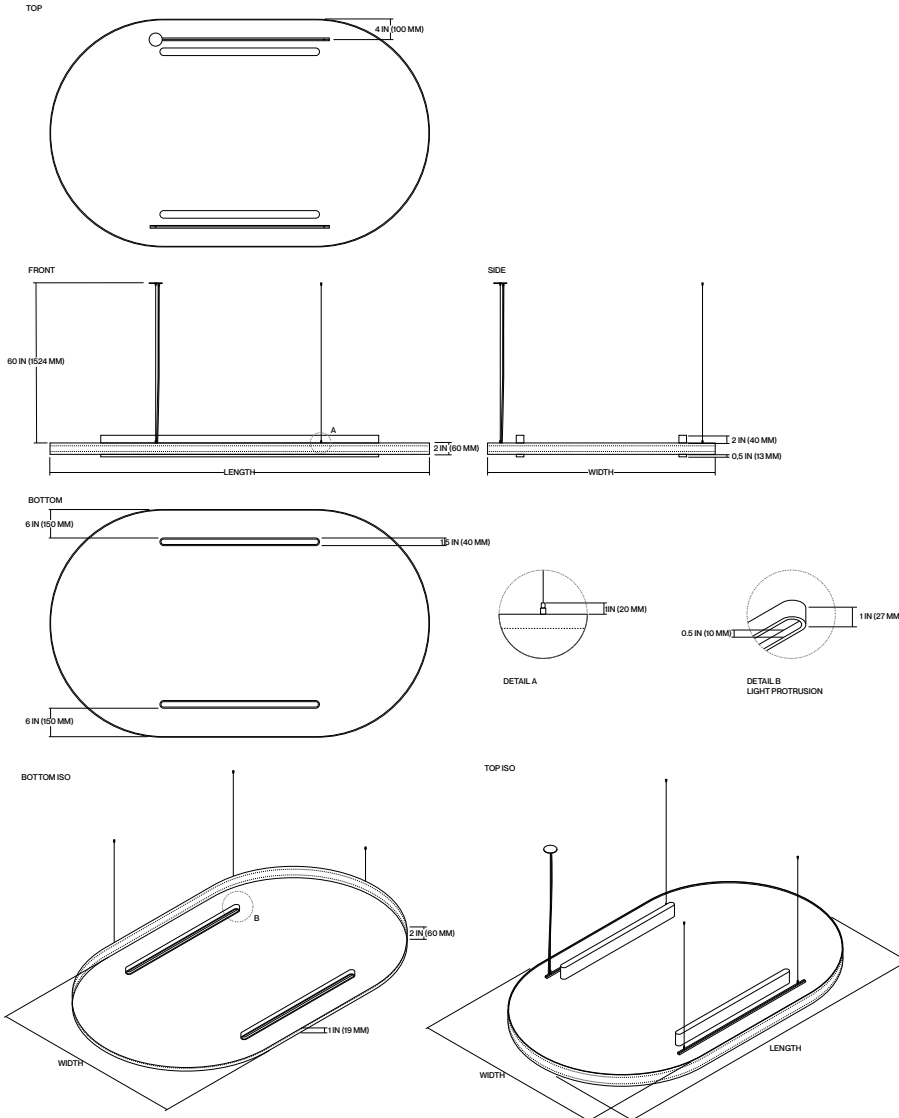
# LAYER OBROUND

LIT - LINEAR

# LYR-O-L-LIN

DATE	PROJECT	CAT #	FIXTURE TYPE
------	---------	-------	--------------

## DIMENSIONS - SYMETRIC



- 1 IMPERIAL DIMENSIONS ARE NOMINAL. ACTUAL DIMENSIONS ARE METRIC.
- 2 ALL STANDARD DIMENSIONS ARE ECO-CONSCIOUS. MAXIMIZING MATERIAL USE AND MINIMIZING WASTE. CUSTOM DIMENSIONS RESULT IN EXCESS MATERIAL WASTE.
- 3 PLEASE CONSULT THE FACTORY FOR WEIGHTS SPECIFIC TO CONFIGURATION.

# SABIN

© 2024 SABIN LLC. ALL RIGHTS RESERVED.  
 CUSTOMIZE AT SABIN.BUILD  
 DATE REVISED 09.13.2024



# 5

DATE	PROJECT	CAT #	FIXTURE TYPE

## ACOUSTIC MATERIAL

OUR PET (POLYESTER) FELT PANELS CONTAIN MINIMUM 60% POST-CONSUMER RECYCLED POLYESTER STAPLE FIBER. IT IS MOISTURE RESISTANT, FIRE RATED, RECYCLABLE, AND AN OUTSTANDING ABSORBER OF ACOUSTIC ENERGY.

- FIRE RETARDANT: ASTM E84 CLASS A, EN13501 CLASS B
- DECORATIVE: 18 STANDARD COLORS OF 1.5 MM & 16 STANDARD COLORS OF 9 MM
- CONSTRUCTION: 100% POLYESTER FIBER (PET)

## CONSTRUCTION

ACOUSTIC LUMINAIRE COMPRISED OF ≥ 60% RECYCLED PET MATERIAL UTILIZING SEWN CONSTRUCTION TO MAXIMIZE STRENGTH, DURABILITY AND SOUND ABSORBENCY.

## CERTIFICATES/LISTING

TESTED IN ACCORDANCE WITH NEC, ANSI/NFPA 70 STANDARDS. INDOOR USE ONLY. SUITABLE FOR DRY LOCATIONS, IP20, ROHS COMPLIANT. TITLE 24 JA8-2016 FOR 90 CRI CONFIGURATIONS ONLY.

FOR LIT UNITS, ETL LISTED IN ACCORDANCE WITH UL STANDARDS.

## ESTIMATED LIFETIME (LIT ONLY)

L<sup>70</sup> = >60,000 HOURS  
LUMINOUS FLUX MAINTENANCE LIFE L<sup>70</sup>(9K) BASED ON IES TM-28-147 9000-HOUR TEST AT TA = 45°C.

## OPTICS (LIT ONLY)

INJECTION MOLDED, CUT OR EXTRUDED ACRYLIC LENS DESIGNED FOR EFFICIENT AND HOMOGENEOUS LIGHT DISTRIBUTION WITH SUPERIOR COLOR OVER ANGLE PERFORMANCE. BEAM CONTROL AVAILABLE ON SELECT CONFIGURATIONS DOWN TO 15° AND UP TO +90°. OPTICS ARE FIELD CHANGEABLE.

## LED LIGHT ENGINE (LIT ONLY)

LIGHT MODULE INCORPORATES PREMIUM LEDS WITH HEAT SINK TO MAXIMUM LIFETIME. AVAILABLE IN 2700K, 3000K, 3500K OR 4000K CCT WITH ≥90 CRI. COLOR ACCURACY = MINIMUM 2.2X SDCM @ 3000K ±66K ΔUV +0.0004 STANDARD DEVIATION COLOR MATCHING (SDCM) BASED ON ANSI STANDARD C78.377A INDICATING THE VISIBLE VARIANCE IN CORRELATED COLOR TEMPERATURE, ALSO REFERRED TO AS "MACADAM ELLIPSE."

## MOUNTING

SUSPENDED BY VARIOUS METHODS INCLUDING 1/16" AIRCRAFT CABLE, STRAPS, GRID CLIPS OR 3/8" THREADED ROD (ADAPTERS PROVIDED, THREADED ROD BY OTHERS). AIRCRAFT CABLE IS AVAILABLE IN PRECUT LENGTHS OF 60" (1524 MM) OR CUSTOM LENGTH FROM 24" (600 MM) TO 120" (3048 MM).

FOR LIT UNITS, FABRIC-COVERED POWER CORD IS PROVIDED ALONG WITH A 5" (127 MM) FEED CANOPY.

## CARE

ACOUSTIC PET FELT: REMOVE DUST WITH COMPRESSED AIR, A VACUUM OR LINT ROLLER.

ALUMINUM & POLYMER COMPONENTS: REMOVE DUST AND DEBRIS WITH A CLEAN, DRY, LINT-FREE CLOTH.

## WARRANTY

FIXTURE RATED FOR OPERATION IN CONDITIONED ENVIRONMENTS UP TO 77°F (25°C). FIXTURE IS WARRANTIED TO BE FREE FROM DEFECTS AND/OR FAILURE UNDER NORMAL USE AND PROPER STORAGE FOR FIVE (5) YEARS FROM DATE OF SHIPMENT.

## DIMMING (LIT ONLY)

STANDARD 120-277V CONSTANT CURRENT DRIVER INCLUDES 0-10V ANALOG DIMMING TO 1%

OPTIONS FOR LUTRON ECOSYSTEM AT 120/277V, TRIAC/ELV DALI, DMX, AND WARM DIM AVAILABLE ON SELECT PRODUCTS. CONSULT FACTORY.

## ELECTRICAL (LIT ONLY)

HIGH QUALITY CLASS P ISOLATED POWER SUPPLY WITH UNIVERSAL (120-277VAC) AND 347V INPUT VOLTAGE. MEETS UL OPERATION RATING DRY & DAMP (IP40) MAX 185°F (85°C) FOR 50,000 HOUR LIFE. LUMINARIES ARE PRE-WIRED WITH FACTORY INSTALLED BRANCH CIRCUIT WIRING.

POWER FACTOR:  
- 0.95 @ 120VAC  
- 0.90 @ 277VAC  
- 0.90 @ 347VAC

FOR FIXTURES SPECIFIED WITH AN EMERGENCY BATTERY/DRIVER: 6W-20W INTEGRAL BATTERY (OUTPUT DEPENDENT) WITH SELF-TESTING/METAL TEST SWITCH/INDICATOR LIGHT (BI-COLOR). UP TO 15% OF TOTAL LUMEN OUTPUT FOR A MINIMUM OF 90 MINUTES. LISTED TO UL924 AND TESTED TO CSA 22.2 NO.141 FIELD OR FACTORY INSTALLATION (INDOOR AND DAMP). OUTPUT CLASS 2 COMPLIANT. INPUT CEC TITLE 20 COMPLIANT.

CONSULT FACTORY FOR SPECIFIC PRODUCT CONFIGURATIONS.