

NAP LES

ENGAGE
EDUCATE
ENRICH

ART



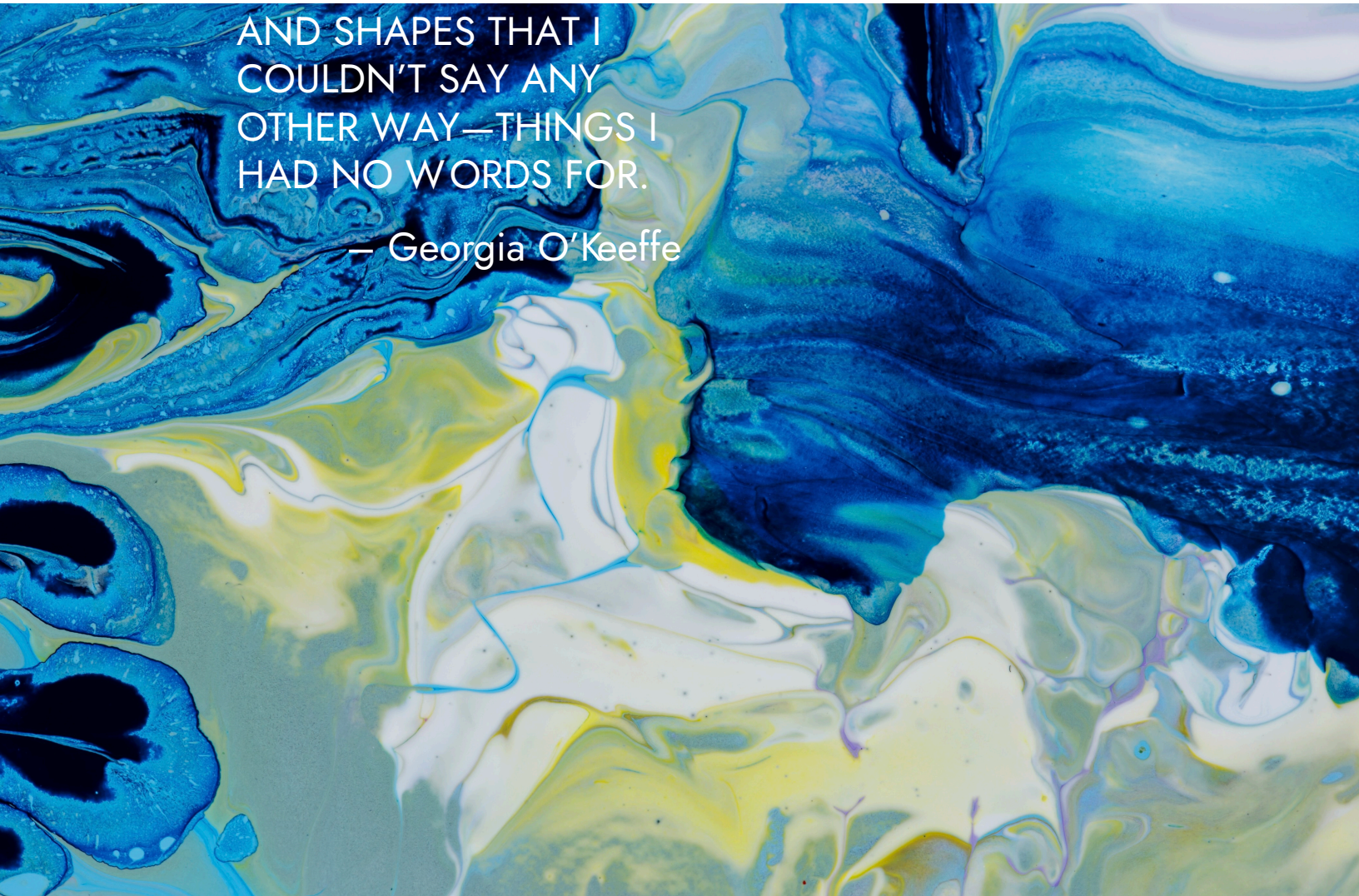
2022-2023
CLASS SCHEDULE
DISCOVER YOUR INNER ARTIST





I FOUND I COULD SAY
THINGS WITH COLOR
AND SHAPES THAT I
COULDN'T SAY ANY
OTHER WAY—THINGS I
HAD NO WORDS FOR.

— Georgia O'Keeffe



CONTENTS:

Class Schedule: Dates/Fees
Class Descriptions

Pages 3 - 10
Pages 11 - 24

SESSION 1

OCT 10 - NOV 5, 2022

CLASSES	INSTRUCTOR	DAY	TIME	MEMBER	NON	ROOM
Brushless Painting	Otis	Mon	9a-12p	\$150	\$200	202
Clay Hand Building	Bethea	Mon	9a-12p	\$195	\$245	205
Exploring Watercolor	Kirk, Rosemarie	Mon	9a-12p	\$150	\$200	200
Int/Adv Oil & Acrylic	Kirk, Richard	Mon	9a-12p	\$150	\$200	206/7
Adv. Oil & Acrylic Painting	Kirk, Richard	Mon	1-4p	\$150	\$200	200
Alcohol Ink & Acrylic Ink Painting	Otis	Mon	1-4p	150/fee	200/fee	202
Int/Adv Exploring Watercolor	Kirk, Rosemarie	Mon	1-4p	\$150	\$200	206/7
Pottery Wheel Throwing	Bethea	Mon	1-4p	\$195	\$245	205
Storytelling With Multi-Media	Barnhill	Tues	9a-12p	\$150	\$200	207
Beginning Watercolor	Kell	Tues	9a-12p	\$150	\$200	202
Beginning Painting: Fundamentals	Tesmer	Tues	9a-12p	\$150	\$200	200
Clay Combo (Wheel & Hand)	Bethea	Tues	9a-12p	\$195	\$245	205
Beginning Drawing	Faber	Tues	1-4p	\$150	\$200	200
Int/Adv Watercolor: Mastering the Media	Kell	Tues	1-4p	\$150	\$200	202
Clay Vessels	Bethea	Tues	1-4p	\$195	\$245	205
Elementary Art Adventure (Youth Art)	Dunn	Tues	1-4p	\$125	\$125	206
Junior Art Adventure (Youth Art)	Marcus	Tues	1-4p	\$125	\$125	206
Color Focused Oil Painting (Brush & Palette Knife)	Anderson	Wed	9a-12p	\$150	\$200	200
Pour Painting	Otis	Wed	9a-12p	150/fee	200/fee	202
Painting Animal Patterns	Otis	Wed	1-4p	\$150	\$200	202
Open Studio	No Instructor	Wed	1-4p	\$25	\$25	200
Stained Glass	Streppa	Thurs	9a-12p	\$205	\$255	207
Abstract Only	Kell	Thurs	9a-12p	\$150	\$200	200
Landscape Painting & Drawing	Tesmer	Thurs	9a-12p	\$150	\$200	202
Pencil Drawing Techniques	Faber	Thurs	1-4p	\$150	\$200	202
Painting Like Van Gogh	Kell	Thurs	1-4p	\$150	\$200	200
Glass & Beaded Jewelry	Streppa	Thurs	1-4p	\$185	\$235	207
Draw Anything You Hate To Draw (Youth Art)	Faber	Thurs	5-6:30p	\$85	\$85	202
Oil & Acrylic Painting	Tesmer	Thurs	6-9p	\$150	\$200	200
Building Blocks: Drawing from Basic Geometric Shapes	Faber	Thurs	7-9p	\$100	\$135	202
Teen Art Immersion (Youth Art)	Marcus	Fri	9a-12p	\$125	\$125	206
Pastel For All	Barnhill	Fri	9a-12p	\$150	\$200	202
Clay for Kids (Youth Art)	Marshall	Sat	9a-12p	\$125	\$125	205
Down On The Farm (Youth Art)	Dunn	Sat	9a-12p	\$125	\$125	206
Still Life Painting	Tesmer	Sat	9a-12p	\$150	\$200	202
Open Studio	No Instructor	Sat	12:30-3:30	\$25	\$25	200
Art for Kids (Youth Art)	Dunn	Sat	1-4p	\$125	\$125	206
Art for Tweens & Teens (Youth Art)	Marcus	Sat	1-4p	\$125	\$125	207

SESSION 2

NOV 7 - DEC 10, 2022

*NOTE: No Classes Thanksgiving Week

CLASSES	INSTRUCTOR	DAY	TIME	MEMBER	NON	ROOM
Int/Adv Oil & Acrylic	Kirk, Richard	Mon	9a-12p	\$150	\$200	206/7
Color Theory For Watercolor	Kirk, Rosemarie	Mon	9a-12p	\$150	\$200	200
Adv Brushless Painting	Otis	Mon	9a-12p	\$150	\$200	202
Clay Hand Building	Bethea	Mon	9a-12p	\$195	\$245	205
Adv Oil & Acrylic Painting	Kirk, Richard	Mon	1-4p	\$150	\$200	206/7
Alcohol Ink Painting	Otis	Mon	1-4p	150/fee	200/fee	202
Int/Adv Exploring Watercolor	Kirk, Rosemarie	Mon	1-4p	\$150	\$200	200
Pottery Wheel Throwing	Bethea	Mon	1-4p	\$195	\$245	205
Beginning Painting: Color	Tesmer	Tues	9a-12p	\$150	\$200	200
Clay Combo (Wheel & Hand)	Bethea	Tues	9a-12p	\$195	\$245	205
Storytelling With Multi-Media	Barnhill	Tues	9a-12p	\$150	\$200	207
Beginning Watercolor	Kell	Tues	9a-12p	\$150	\$200	202
Int/Adv Watercolor: Mastering the Media	Kell	Tues	1-4p	\$150	\$200	202
Collage with Handmade Paper	Pesek	Tues	1-4p	\$150	\$200	207
Beginning Drawing	Faber	Tues	1-4p	\$150	\$200	200
Group Creative Clay (Youth Art)	Bethea	Tues	1-4p	\$125	\$125	205
Color Focused Oil Painting (Brush & Palette Knife)	Anderson	Wed	9a-12p	\$150	\$200	200
Adv Pour Painting	Otis	Wed	9a-12p	150/fee	200/fee	202
"Painting" With Markers	Otis	Wed	1-4p	150/fee	200/fee	202
Open Studio	No Instructor	Wed	1-4p	\$25	\$25	200
Mosaics	Streppa	Thurs	9a-12p	\$220	\$270	207
Building Art Up & Out	Kell	Thurs	9a-12p	\$150	\$200	200
Landscape Painting & Drawing	Tesmer	Thurs	9a-12p	\$150	\$200	202
Painting Like O'Keeffe	Kell	Thurs	1-4p	\$150	\$200	200
Glass & Beaded Jewelry	Streppa	Thurs	1-4p	\$185	\$235	207
Drawing In Ink	Faber	Thurs	1-4p	\$150	\$200	206
Comics Character Design (Youth Art)	Faber	Thurs	5-6:30p	\$85	\$85	202
Oil & Acrylic Painting	Tesmer	Thurs	6-9p	\$150	\$200	200
Draw Anything You Hate To Draw	Faber	Thurs	7-9p	\$100	\$135	202
Teen Art Immersion (Youth Art)	Marcus	Fri	9a-12p	\$125	\$125	206
Pastel For All	Barnhill	Fri	9a-12p	\$150	\$200	202
Clay for Kids (Youth Art)	Marshall	Sat	9a-12p	\$125	\$125	205
Reinvention Of Art (Youth Art)	Dunn	Sat	9a-12p	\$125	\$125	206
Still Life Painting	Tesmer	Sat	9a-12p	\$150	\$200	202
Open Studio	No Instructor	Sat	12:30-3:30	\$25	\$25	200
Art for Kids (Youth Art)	Dunn	Sat	1-4p	\$125	\$125	206
Art for Tweens & Teens (Youth Art)	Marcus	Sat	1-4p	\$125	\$125	207

SESSION 3

JAN 9 - FEB 4, 2023

CLASSES	INSTRUCTOR	DAY	TIME	MEMBER	NON	ROOM
Abstraction Through Music	Otis	Mon	9a-12p	\$150	\$200	202
Int/Adv Oil & Acrylic	Kirk, Richard	Mon	9a-12p	\$150	\$200	206/7
Exploring Watercolor	Kirk,Rosemarie	Mon	9a-12p	\$150	\$200	200
Clay Hand Building	Bethea	Mon	9a-12p	\$195	\$245	205
Int/Adv Alcohol Ink Painting	Otis	Mon	1-4p	150/fee	200/fee	202
Int/Adv Exploring Watercolor	Kirk,Rosemarie	Mon	1-4p	\$150	\$200	200
Adv Oil & Acrylic Painting	Kirk, Richard	Mon	1-4p	\$150	\$200	206/7
Pottery Wheel Throwing	Bethea	Mon	1-4p	\$195	\$245	205
Beginning Watercolor	Kell	Tues	9a-12p	\$150	\$200	202
Beginning Painting: Fundamentals	Tesmer	Tues	9a-12p	\$150	\$200	200
Storytelling With Multi-Media	Barnhill	Tues	9a-12p	\$150	\$200	207
Clay Combo (Wheel & Hand)	Bethea	Tues	9a-12p	\$195	\$245	205
Int/Adv Watercolor: Mastering The Media	Kell	Tues	1-4p	\$150	\$200	202
Beginning Drawing	Faber	Tues	1-4p	\$150	\$200	200
Clay Vessels	Bethea	Tues	1-4p	\$195	\$245	205
Elementary Art Adventure (Youth Art)	Krysztofowicz	Tues	1-4p	\$125	\$125	206
Junior Art Adventure (Youth Art)	Marcus	Tues	1-4p	\$125	\$125	207
Pouring & Painting Combo	Otis	Wed	9a-12p	150/fee	200/fee	202
Paint Naples & The Basics of Color	Sullivan	Wed	9a-12p	\$150	\$200	206/7
Oil Painting Essentials	Anderson	Wed	9a-12p	\$150	\$200	200
Abstract Painting	Otis	Wed	1-4p	\$150	\$200	202
The Manipulated Edge	Reynolds	Wed	1-4p	\$195	\$245	205
Stunning Watercolors	Kuzminksy	Wed	1-4p	\$150	\$200	200
Open Studio	No Instructor	Wed	1-4p	\$25	\$25	206
Artsmart	Kell	Thurs	9a-12p	\$150	\$200	200
Landscape Painting & Drawing	Tesmer	Thurs	9a-12p	\$150	\$200	206
Inspiration, Creation, Completion	Keckler	Thurs	9a-12p	150/fee	200/fee	207
Painting Like Monet	Kell	Thurs	1-4p	\$150	\$200	200
Collage With Handmade Paper	Pesek	Thurs	1-4p	\$150	\$200	202
Scenic Naples In Watercolor	Kuzminksy	Thurs	1-4p	\$150	\$200	206/7
Comics Illustration (Youth Art)	Faber	Thurs	5-6:30p	\$85	\$85	207
Drawing Proportions of the Face & Head	Faber	Thurs	7-9p	\$100	\$135	207
Oil & Acrylic Painting	Tesmer	Thurs	6-9p	\$150	\$200	200
Mosaics	Streppa	Fri	9a-12p	\$220	\$270	207
Teen Art Immersion (Youth Art)	Marcus	Fri	9a-12p	\$125	\$125	206
Pastel For All	Barnhill	Fri	9a-12p	\$150	\$200	202
Stained Glass	Streppa	Fri	1-4p	\$205	\$255	207
Clay for Kids (Youth Art)	Marshal	Sat	9a-12p	\$125	\$125	205
Textured Collage Animals (Youth Art)	Bethea	Sat	9a-12p	\$125	\$125	206
Still Life Painting	Tesmer	Sat	9a-12p	\$150	\$200	202
Open Studio	No Instructor	Sat	12:30-3:30	\$25	\$25	202
Art for Kids (Youth Art)	Bethea	Sat	1-4p	\$125	\$125	206
Art for Tweens & Teens (Youth Art)	Marcus	Sat	1-4p	\$125	\$125	207

SESSION 4

FEB 20 - MAR 18, 2023

CLASSES	INSTRUCTOR	DAY	TIME	MEMBER	NON	ROOM
Adv Abstraction Through Music	Otis	Mon	9a-12p	\$150	\$200	202
Int/Adv Oil & Acrylic	Kirk, Richard	Mon	9a-12p	\$150	\$200	206/7
Color Theory For Watercolor	Kirk, Rosemarie	Mon	9a-12p	\$150	\$200	200
Clay Hand Building	Bethea	Mon	9a-12p	\$195	\$245	205
Acrylic Ink Painting	Otis	Mon	1-4p	\$150	\$200	202
Adv Oil & Acrylic Painting	Kirk, Richard	Mon	1-4p	\$150	\$200	206/7
Int/Adv Exploring Watercolor	Kirk, Rosemarie	Mon	1-4p	\$150	\$200	200
Pottery Wheel Throwing	Bethea	Mon	1-4p	\$195	\$245	205
Storytelling With Multi-Media	Barnhill	Tues	9a-12p	\$150	\$200	207
Beginning Watercolor	Kell	Tues	9a-12p	\$150	\$200	202
Beginning Painting: Color	Tesmer	Tues	9a-12p	\$150	\$200	200
Clay Combo (Wheel & Hand)	Bethea	Tues	9a-12p	\$195	\$245	205
Int/Adv Watercolor: Mastering The Media	Kell	Tues	1-4p	\$150	\$200	202
Layered Imagery Collage	Pesek	Tues	1-4p	\$150	\$200	207
Group Creative Clay (Youth Art)	Bethea	Tues	1-4p	\$125	\$125	205
Beginning Drawing	Faber	Tues	1-4p	\$150	\$200	200
Paint Naples & The Basics of Color	Sullivan	Wed	9a-12p	\$150	\$200	206/7
Oil Painting Essentials	Anderson	Wed	9a-12p	\$150	\$200	200
Adv Pouring & Painting Combo	Otis	Wed	9a-12p	150/fee	200/fee	202
Adv Abstract Painting	Otis	Wed	1-4p	\$150	\$200	202
The Decorative Nest	Reynolds	Wed	1-4p	\$195	\$245	205
Stunning Watercolors	Kuzminsky	Wed	1-4p	\$150	\$200	200
Open Studio	No Instructor	Wed	1-4p	\$25	\$25	206
Landscape Painting & Drawing	Tesmer	Thurs	9a-12p	\$150	\$200	206/7
You+Life=Art	Kell	Thurs	9a-12p	\$150	\$200	200
Painting Like Van Gogh	Kell	Thurs	1-4p	\$150	\$200	200
Scenic Naples in Watercolor	Kuzminsky	Thurs	1-4p	\$150	\$200	206/7
Ballpoint Pen Drawing	Faber	Thurs	1-4p	\$150	\$200	202
Comics Inking (Youth Art)	Faber	Thurs	5-6:30p	\$85	\$85	202
Oil & Acrylic Painting	Tesmer	Thurs	6-9p	\$150	\$200	200
Photorealistic Drawing	Faber	Thurs	7-9p	\$100	\$135	202
Pastel For All	Barnhill	Fri	9a-12p	\$150	\$200	202
Teen Art Immersion (Youth Art)	Marcus	Fri	9a-12p	\$125	\$125	206
Stained Glass	Streppa	Fri	9a-12p	\$205	\$255	207
Mosaics	Streppa	Fri	1-4p	\$220	\$270	207
Clay for Kids (Youth Art)	Marshall	Sat	9a-12p	\$125	\$125	205
Portraiture (Youth Art)	Bethea/Dunn	Sat	9a-12p	\$125	\$125	206
Still Life Painting	Tesmer	Sat	9a-12p	\$150	\$200	202
Open Studio	No Instructor	Sat	12:30-3:30	\$25	\$25	202
Art for Kids (Youth Art)	Bethea/Dunn	Sat	1-4p	\$125	\$125	206
Art for Tweens & Teens (Youth Art)	Marcus	Sat	1-4p	\$125	\$125	207

SESSION 5

MAR 27 - APR 22, 2023

CLASSES	INSTRUCTOR	DAY	TIME	MEMBER	NON	ROOM
Int/Adv Oil & Acrylic Exploring Watercolor	Kirk, Richard	Mon	9a-12p	\$150	\$200	206/7
Representational Abstract Painting	Kirk, Rosemarie	Mon	9a-12p	\$150	\$200	200
Clay Hand Building	Otis	Mon	9a-12p	\$150	\$200	202
Adv Oil & Acrylic Painting	Bethea	Mon	9a-12p	\$195	\$245	205
Adv Acrylic Ink Painting	Kirk, Richard	Mon	1-4p	\$150	\$200	206/7
Int/Adv Exploring Watercolor	Otis	Mon	1-4p	\$150	\$200	202
Pottery Wheel Throwing	Kirk, Rosemarie	Mon	1-4p	\$150	\$200	200
	Bethea	Mon	1-4p	\$195	\$245	205
Beginning Watercolor	Kell	Tues	9a-12p	\$150	\$200	202
Beginning Painting: Fundamentals	Tesmer	Tues	9a-12p	\$150	\$200	200
Storytelling With Multi-Media	Barnhill	Tues	9a-12p	\$150	\$200	207
Clay Combo (Wheel & Hand)	Bethea	Tues	9a-12p	\$195	\$245	205
Int/Adv Watercolor: Mastering The Media	Kell	Tues	1-4p	\$150	\$200	202
Beginning Drawing	Faber	Tues	1-4p	\$150	\$200	200
Clay Vessels	Bethea	Tues	1-4p	\$195	\$245	205
Elementary Art Adventure (Youth Art)	Dunn	Tues	1-4p	\$125	\$125	206
Junior Art Adventure (Youth Art)	Marcus	Tues	1-4p	\$125	\$125	207
Color Focused Oil Painting (Brush & Palette Knife)	Anderson	Wed	9a-12p	\$150	\$200	200
Pour Painting	Otis	Wed	9a-12p	150/fee	200/fee	202
Layered Imagery Collage	Pesek	Wed	1-4p	\$150	\$200	207
"Painting" With Markers	Otis	Wed	9a-12p	\$150	\$200	202
Open Studio	No Instructor	Wed	1-4p	\$25	\$25	200
Abstract Only	Kell	Thurs	9a-12p	\$150	\$200	200
Landscape Painting & Drawing	Tesmer	Thurs	9a-12p	\$205	\$255	206/7
Painting Like O'Keeffe	Kell	Thurs	1-4p	\$150	\$200	200
Photorealistic Drawing	Faber	Thurs	1-4p	\$150	\$200	202
Scenic Naples in Watercolor	Kuzminsky	Thurs	1-4p	\$150	\$200	206/7
Building Blocks: Drawing From Basic Shapes (Youth Art)	Faber	Thurs	5-6:30p	\$85	\$85	202
Oil & Acrylic Painting	Tesmer	Thurs	6-9p	\$150	\$200	200
Ballpoint Pen Drawing	Faber	Thurs	7-9p	\$100	\$135	202
Stained Glass	Streppa	Fri	9a-12p	\$205	\$255	207
Teen Art Immersion (Youth Art)	Marcus	Fri	9a-12p	\$100	\$100	206
Pastel For All	Barnhill		9a-12p	\$150	\$200	202
Glass & Beaded Jewelry	Streppa	Fri	1-4p	\$185	\$235	207
Clay for Kids (Youth Art)	Marshall	Sat	9a-12p	\$125	\$125	205
Spring Into Art (Youth Art)	Dunn	Sat	9a-12p	\$125	\$125	206
Still Life Painting	Tesmer	Sat	9a-12p	\$150	\$200	202
Open Studio	No Instructor	Sat	12:30-3:30	\$25	\$25	200
Art for Kids (Youth Art)	Dunn	Sat	1-4p	\$125	\$125	206
Art for Tweens & Teens (Youth Art)	Marcus	Sat	1-4p	\$125	\$125	207

SESSION 6

APRIL 24 - MAY 20, 2023

CLASSES	INSTRUCTOR	DAY	TIME	MEMBER	NON	ROOM
Int/Adv Oil & Acrylic	Kirk, Richard	Mon	9-12p	\$150	\$200	206/7
Color Theory For Watercolor	Kirk, Rosemarie	Mon	9-12p	\$150	\$200	200
Adv Representational Abstract Painting	Otis	Mon	9a-12p	150/fee	200/fee	202
Clay Hand Building	Bethea	Mon	9a-12p	\$195	\$245	205
Int/Adv Exploring Watercolor	Kirk, Rosemarie	Mon	1-4p	\$150	\$200	206/7
Adv Oil & Acrylic Painting	Kirk, Richard	Mon	1-4p	\$150	\$200	200
Brushless Painting	Otis	Mon	1-4p	\$150	\$200	202
Pottery Wheel Throwing	Bethea	Mon	1-4p	\$195	\$245	205
Beginning Painting: Color	Tesmer	Tues	9a-12p	\$150	\$200	200
Beginning Watercolor	Kell	Tues	9a-12p	\$150	\$200	202
Storytelling With Multi-Media	Barnhill	Tues	9a-12p	\$150	\$200	207
Clay Combo (Wheel & Hand)	Bethea	Tues	9a-12p	\$195	\$245	205
Beginning Drawing	Faber	Tues	1-4p	\$150	\$200	200
Int/Adv Watercolor: Mastering The Media	Kell	Tues	1-4p	\$150	\$200	202
Group Creative Clay (Youth Art)	Bethea	Tues	1-4p	\$125	\$125	205
Adv Pour Painting	Otis	Wed	9a-12p	150/fee	200/fee	200
Painting Animal Patterns	Otis	Wed	1-4p	\$150	\$200	200
Open Studio	No Instructor	Wed	1-4p	\$25	\$25	202
Mosaics	Streppa	Thurs	9a-12p	\$220	\$270	207
Building Art Up & Out	Kell	Thurs	9a-12p	\$150	\$200	200
Landscape Painting & Drawing	Tesmer	Thurs	9a-12p	\$150	\$200	202
Draw Anything You Hate To Draw	Faber	Thurs	1-4p	\$150	\$200	202
Painting Like Monet	Kell	Thurs	1-4p	\$150	\$200	200
Glass & Beaded Jewelry	Streppa	Thurs	1-4p	\$185	\$235	207
Drawing Proportions of the Face & Head (Youth Art)	Faber	Thurs	5-6:30p	\$85	\$85	202
Oil & Acrylic Painting	Tesmer	Thurs	6-9p	\$150	\$200	202
Comics Illustration	Faber	Thurs	7-9p	\$100	\$135	202
Teen Art Immersion (Youth Art)	Marcus	Fri	9a-12p	\$125	\$125	206
Pastel For All	Barnhill	Fri	9a-12p	\$150	\$200	202
Clay for Kids (Youth Art)	Marshall	Sat	9a-12p	\$125	\$125	205
By The Beautiful Sea (Youth Art)	Dunn	Sat	9a-12p	\$125	\$125	206
Still Life Painting	Tesmer	Sat	9a-12p	\$150	\$200	202
Open Studio	No Instructor	Sat	12:30-3:30	\$25	\$25	200
Art for Kids (Youth Art)	Dunn	Sat	1-4p	\$125	\$125	206
Art for Tweens & Teens (Youth Art)	Marcus	Sat	1-4p	\$125	\$125	207

WORKSHOPS

DEC 8, 2022 - MAR 24, 2023

DECEMBER

	INSTRUCTOR	DATE	TIME	MEMBER	NON
Glazing Outside The Lines	Reynolds	12/8	6-9p	\$85	\$85

JANUARY

Seascapes In Oil	David	1/4 - 1/5	9:30a-3:30p	\$350	\$385
Bold Florals: Mixed Media Collage	Tibus	1/5 - 1/6	9a-4p	\$325	\$360
Figure Drawing	Tesmer	1/6	9:30a-4p	125/fee	160/fee
Joyfully Painting In Watercolor	Vanlandingham	1/12	9a-12p	\$90	\$90
Joyfully Painting In Oil	Vanlandingham	1/13	9a-12p	\$90	\$90
Alcohol Ink Abstract Landscapes	Tibus	1/14	9a-12p	\$85	\$85
Joyfully Painting In Watercolor	Vanlandingham	1/19	9a-12p	\$90	\$90
Joyfully Painting In Oil	Vanlandingham	1/20	9a-12p	\$90	\$90
Joyfully Painting In Watercolor	Vanlandingham	1/26	9a-12p	\$90	\$90
Joyfully Painting In Oil	Vanlandingham	1/27	9a-12p	\$90	\$90

FEBRUARY

Joyfully Painting In Watercolor	Vanlandingham	2/2	9a-12p	\$90	\$90
Joyfully Painting In Oil	Vanlandingham	2/3	9a-12p	\$90	\$90
Beautiful Botanicals	Tesmer	2/6	9:30a-4p	\$180	\$215
Encaustic Watercolor	Bacon	2/6 - 2/7	9a-4p	235/fee	270/fee
Oil Painting Study & Workshop	Vanlandingham	2/6 - 2/8	9a-12p	\$235	\$270
Watercolor Painting Study & Workshop	Vanlandingham	2/6 - 2/8	1:30p-4:30p	\$235	\$270
From Plants To Prints: Botanical Dyeing	Lang	2/6 - 2/8	9:30a-12:30p	285/fee	320/fee
Traditional Marbling	Wertheim	2/7 - 2/8	9:30a-3:30p	295/fee	330/fee
Woodblock Printmaking	Lang	2/9 - 2/10	9a-3p	285/fee	320/fee
Wire Wrapped Jewelry	Bacon	2/8 - 2/9	9a-4p	300/fee	335/fee
Abstracts In Oil	David	2/9 - 2/10	9:30a-3:30p	\$350	\$385
Portraiture	Tesmer	2/9 - 2/10	9:30a-3:30p	235/fee	270/fee
Intro To Abstract Painting	Apperlo	2/13 - 2/14	9a-4p	\$200	\$235
Florida Birds In Oil	David	2/13 - 2/15	9a-4p	\$450	\$485
Drawing: Past To Present	Redding	2/13 - 2/14	9a-4p	\$400	\$435
Plein Air Painting In Naples	Clayton	2/15 - 2/17	9a-1p	\$400	\$435
Color & Expression: Animals In Watercolor	Farris	2/15 - 2/17	9a-3p	\$400	\$435
Layered Creations In Mixed Media	Keckler	2/16 - 2/17	9a-1p	150/fee	185/fee
Color & Value In Pastel	Dell Joyce	2/16 - 2/17	10a-3p	\$400	\$435

WORKSHOPS

DEC 8, 2022 - MAR 24, 2023

MARCH

	INSTRUCTOR	DATE	TIME	MEMBER	NON
Joyfully Painting In Watercolor	Vanlandingham	3/2	9a-12p	\$90	\$90
Joyfully Painting In Oil	Vanlandingham	3/3	9a-12p	\$90	\$90
Joyfully Painting In Watercolor	Vanlandingham	3/9	9a-12p	\$90	\$90
Joyfully Painting In Oil	Vanlandingham	3/10	9a-12p	\$90	\$90
Joyfully Painting In Watercolor	Vanlandingham	3/16	9a-12p	\$90	\$90
Joyfully Painting In Oil	Vanlandingham	3/17	9a-12p	\$90	\$90
Dynamic Florals In Oil	David	3/21 - 3/23	9:30a-3:30p	\$450	\$485
Expressing Your Artistic Vision In Oil/Cold Wax	Boardwine	3/21 - 3/23	9:30a-4:30p	635/fee	670/fee
Abstract & Beyond	Apperlo	3/20 - 3/21	9a-4p	\$200	\$235
Painting On Silk	Kirkell	3/21 - 3/22	9:30a-4:30p	275/fee	305/fee
Oil Painting Study & Workshop	Vanlandingham	3/22 - 3/24	9a-12p	\$235	\$270
Watercolor Painting Study & Workshop	Vanlandingham	3/22 - 3/24	1:30-4:30p	\$235	\$270
Painting The Figure	Tesmer	3/23 - 3/24	9:30a-3:30p	235/fee	270/fee
Felted Flower	Kroetsch	3/23	9a-3p	150/fee	185/fee
Felted Purse	Kroetsch	3/24	9a-3p	160/fee	195/fee

CLASS DESCRIPTIONS

Abstraction Through Music

Christine Otis

This class will explore synesthesia and how to abstractly paint sounds into colors. Weekly demonstrations and music played for each class will allow students to explore what they hear, to openly interpret the sounds and their emotions, then turn them into a visual piece. We'll cover the importance of an underpainting and textures to enhance your work. The emphasis for this class is getting your emotions onto the canvases using colors, shapes, and textures, with the finished product being a quadriptych.

Abstract Only

Genie Kell

A fun, fast-paced class that takes artists on an exciting adventure of exploration and discovery. Using acrylic and/or latex water-based paints, artists put all the elements and principles of art to work testing the boundaries of expression while using an array of nontraditional processes, techniques, and tools. While discovering your own new and exciting visual vernacular, you will follow in the footsteps of the various abstract painters stretching back to the first Cubist works of the 20th century and forward to the current Postmodern artists. As you pour, spatter, splash, drip, and drizzle on layers of color you will make surprising and unexpected new works while gaining a fresh confidence in both your artmaking skills and your knowledge of abstract art's contributions to the contemporary art movements of today.

Abstract Painting

Christine Otis

Learn how to paint abstractly using colors, shapes, thickness of paint and other materials to build depth, and design. We'll use dry brush techniques, paint wet on wet, learn how to layer the piece, use palette knives, brushes, sponges, and various other materials for texture to create your masterpiece. This is a fun class with freedom to explore and learn

how to approach the canvas that is not intimidating, but invigorating!

Acrylic Ink Painting

Christine Otis

Acrylic Ink is bright & beautiful, and can be transparent or opaque. Although it behaves differently from alcohol inks, there are similarities as both can be transparent and fluid. It is not like paint out of the tube since acrylic inks are fluid and come out of a bottle, but you can still use paint brushes to paint with the inks. You will learn how to create and layer your designs by manipulating the inks. The emphasis for this class will be about skill, patience and techniques involved in using acrylic inks to create a painting. You will find this medium easy to work with to create your piece.

Advanced Abstraction Through Music

Christine Otis

This class will further explore synesthesia and how to abstractly paint sounds into colors. Weekly demonstrations and music played for each class will allow students to explore what they hear, to openly interpret the sounds and their emotions, then turn them into a visual piece. We'll cover the importance of an underpainting and textures to enhance your work. This is a very fun and explorative class which will mesmerize you and challenge your perspective on how to approach a painting. The emphasis for this class is getting your emotions onto a large canvas using colors, shapes, and textures.

Advanced Abstract Painting

Christine Otis

This class expands on the skills from the beginner's class, and incorporates approaches that were used by Jackson Pollock. Be prepared to drip, and drop and fling your way into and out of your abstract piece. You will be challenged to take your design beyond a traditional brush stroke.

This fun class will have you expanding your mind and your ideas!

Advanced Acrylic Ink Painting

Christine Otis

This class builds on the skills from the beginner's class, so you'll expand your skill set to incorporate a larger design. The end goal is to create a painting that is larger than 18" x 24". It's a lot of fun to use an ink blower, an ink roller, and some brushes to layer and develop your painting, especially considering how bright and beautiful acrylic inks are. The inks can be transparent or opaque, and are versatile in usage. You will find this medium easy to work with to create your piece.

Advanced Brushless Painting

Christine Otis

Learn to create an image using your hands, fingertips, and gravity without the use of brushes or traditional painting tools. This is most definitely adult painting, but with a technique style that is absolutely freeing. I'll guide you through the process of creating movement, texture, shapes, and lines without using a paint brush. You'll continue to build upon your strokes while honing your skill set. Your creations can be completely abstract, or with an eye toward realism. The decision is yours. The three "finger painting" artists that I admire, Judith Braun, Zaria Forman, and Iris Scott, greatly intrigue me with how they manipulate their colors. You can keep your creations quite simple or make them complex, but the emphasis for this class is about creative expression and what feels right to you! Demonstrations will show how you can manipulate the paint to create a completed piece of work.

This is a continuation of the previous brushless painting class, but if you haven't taken the first one, it will be easy for you to walk into the class and begin!

Advanced Oil & Acrylic Painting

Richard Kirk

Expand your skills and connect with colleagues. Work one-on-one with the instructor on works in progress. This class focuses on the needs of each individual painter with no formal lesson plan. Prerequisites: Students must have a strong background in painting.

Advanced Pour Painting

Christine Otis

Get ready to explore this very fun medium where creations can be quite mind-blowing! This class will expand on the Dutch pour method and swiping to create cells and designs. Demonstrations will cover how to incorporate colors into your design. We'll begin on smaller canvases and later move to a larger sized canvas as you gain more confidence in your skillset. Challenge your traditional idea of painting & start pouring!

Advanced Representational Abstract Painting

Christine Otis

This class explores representational abstract painting without the use of a photograph. After watching a demonstration, students will use their imagination to bring their painting to fruition. Everyone will be guided through this process that will expand each person's mind & painting experience. There will be discussions about this approach, and students will learn about underpainting, layering, and how to tap into their creative mind. What you paint is for you to decide, but enter the class with an open mind and a natural curiosity.

Alcohol Ink Painting

Christine Otis

Explore alcohol inks using isopropyl alcohol, blender, and air to create amazing abstract designs on yupo paper and ceramic tiles. Demonstrations will help you understand and learn the basics of handling alcohol inks. It's a very forgiving medium, so it can be easy to "erase" mistakes, but it can also be a bit mind-blowing as the alcohol ink expands and can take over other colors. We'll experiment with different techniques and materials to create unique designs.

Alcohol Ink & Acrylic Ink Painting

Christine Otis

Learn how to manipulate these interesting ink mediums to create vibrant artworks on a variety of materials. This class will provide you with an introduction to both alcohol and acrylic inks so you understand the similarities and differences to these mediums. Both inks can be challenging as they operate differently than paints out of a tube. We'll explore different techniques and materials to create unique designs. The first two weeks will cover alcohol inks and the second two weeks will cover acrylic inks.

Artsmart: Setting Your Creative Spirit Afire!

Genie Kell

You're invited to explore these ever-present questions artists ask: How do I come up with great ideas for my art? How do I develop my own style? How can I tell if my art is good? What are the best ways to explain my art to others? What does it mean to be a successful artist? And as you discover new ways of thinking about your art, of making your art, of assessing your art, of understanding your art and of learning from your art, you stoke your creative fires! Each week, you expand your understanding of creative thinking and actions as you experiment with new techniques and methods for planning & carrying out your artwork, and you develop the important skills to read your artwork's meaning while coming to a new appreciation of your art's significance!

Ballpoint Pen Drawing

Rich Faber

Have you ever sat doodling at the table while on the phone? Do you think the drawings you created were just doodles? Guess again! This course will highlight the ballpoint pen as an advanced art tool, and show students a new way to perceive "doodling" as a higher art! Ballpoint pens can be used as a sophisticated drawing tool to achieve significant quality illustrations, and this course will teach students how.

Beginning Drawing

Rich Faber

Drawing is a learnable skill, and like all

skills, ability improves with knowledge and practice. As you improve your drawing technique, you will find that drawing is a form of meditation: drawing focuses your attention and calms your mind. In addition, you will begin to build the fundamental skills needed to begin painting.

Beginning Painting Oil and Acrylic – Color

Vicky Tesmer

Get started painting! This class provides you with an introduction to color-mixing, getting to know your materials and tools, the language of painting: composition, horizon line, chiaroscuro, values, cools and warms, light source, foreground, middleground and background – and how to develop your canvas. We will break down the color wheel and get familiar with a different palette. Classes begin drawing your composition, laying in color, learning cools and warms, and understanding how to develop a 2D canvas into a 3D image.

*The Color course is part of an optional 2-session series. The second session focuses on Fundamentals. Students interested in both subjects will feel comfortable beginning with either class.

Beginning Painting Oil and Acrylic – Fundamentals

Vicky Tesmer

Get started painting! This class breaks down values of darks and light, along with cools and warms with a limited palette – white, Payne's gray, ochre and terracotta. Each class addresses the color wheel, introducing the contrast of black and white to middle grounds of grays, then we'll add in warms and cools through color mixing. After the four session class, your knowledge of values will help you understand color-mixing with direct hue and how an artist mixes the light source with shades of cools and warms.

*The Fundamentals course is part of an optional 2-session series. The second session focuses on Color. Students interested in both will feel comfortable beginning with either class.

Beginning Watercolor

Genie Kell

Starting with the basics is the perfect introduction to watercolor painting and to

arting up a storm! In this class you learn the basics of color, composition, aerial and linear perspective, how to paint 3-D form and space as you partner with your brushes to dance across the paper using techniques from wet-into-wet to pouring, spattering, stenciling, scrubbing, sgraffito and more! You will paint-along as Genie demonstrates each step and each technique for the four paintings you will complete. In addition, each week 3 or more paintings you have completed as homework—using the techniques you have learned in class—are the focus of a nurturing critique that sends you back to the studio confident and ready to explore your innate creativity!

Brushless Painting

Christine Otis

Without the use of brushes or traditional painting tools, you will learn to create an image using your hands, fingertips, and gravity. This is most definitely adult painting, but with a technique & style that is absolutely freeing. I'll guide you through the process of creating movement, texture, shapes, and lines without using a paint brush. Your creations can be completely abstract, or with an eye toward realism. The decision is yours. The three "finger painting" artists that I admire, Judith Braun, Zaria Forman, and Iris Scott, greatly intrigue me with how they manipulate their colors. You can keep your creations quite simple or make them complex, but the emphasis for this class is about creative expression and what feels right to you!

Building Art Up & Out

Genie Kell

Each week, you will tackle a new challenge as you take your art from flat to 3D and experiment with a variety of both traditional and nontraditional art materials. As you create visual poetry by combining images and objects in unexpected ways, your art fills with metaphors that encourage broad interpretation and meaning, leading you to discover that the entire world is your art supply store! You may choose to work with anything to make your art. While your new work challenges the standard boundaries of materials and techniques, you will find yourself taking artistic risks that lead to a strong trust in

the art-making process. You will make discoveries that expand your self expression!

Building Blocks: Draw Anything from Basic Geometric Shapes

Rich Faber

Every good drawing begins with strong construction. Students will learn how to use basic geometric shapes to build the foundation of a solid drawing. Media will include graphite pencils on drawing paper. Each student will spend time working on technique, and developing his or her own drawings. This will be a fun and exciting course, and the classroom setting will be light, focusing mainly on getting the most of each student's individual abilities and talents.

Clay Combo

Tori Bethea

Expand your knowledge of processes to create functional forms with a combination of hand building & wheel throwing. Instruction in various techniques will challenge you to grow your skill set. Learning more advanced methods of construction and experimenting with a variety of surface decoration processes for embellishment will help you develop a more complex style. Your projects will be fired with food safe glazes.

Clay Hand Building

Tori Bethea

Discover the techniques used to create functional & decorative clay forms with hand building. Step by step instruction using slabs, coils, and sculptural enhancements will get you started with comfort. Learning the methods of construction, as well as a variety of surface decoration processes for embellishment, will delight you. Tori will work with the true beginners and brainstorm with more experienced potters. As you enjoy the tactile qualities of clay, your projects will be fired with food safe glazes. You will be amazed at what you can do!

Clay Vessels

Tori Bethea

Let your creativity take over and experiment using your hands, tools, and glazes to alter & adorn clay forms. Clay can be pinched, folded, pulled, and cut to alter its shape and form. Refine your current skills and learn new techniques while working in a small studio group with plenty of demonstrations and one-on-one guidance. Your projects will be fired with food safe glazes.

Color Focused Oil Painting with Brushes & Palette Knife

Angela Anderson

Combining techniques taught in Palette





Knife Painting, how to apply paint well with knives, and Color Focused Oil Painting, understanding color mixing and how colors interact, this class strives to help students become looser in their painting style with grissaille under-painting sketches, and brush and knife techniques. Compositions and sketches of the subject in 2D, from life or photography, will be broken down by the instructor and demonstrated.

Color Theory For Watercolor

Rosemarie Kirk

The skills needed for watercolor painting and working with color require both knowledge and practice. The goal of this class is to teach you both, with plenty of demonstrations, practice, information and suggested guidelines. When working with color, the variables are infinite, but we will utilize a standard color palette to make painting less confusing. You will be able to train yourself to see subtle changes in color which will allow you to focus less on the guidelines and more on their beauty.

Comics Illustration

Rich Faber

A combined seminar and hands-on studio experience on creating comic books, and comic book characters. Students will be creating their own designs and stories with their characters, using printed comic books for ideas, trans-

lating dramatic action into visual form, and developing storytelling illustration techniques.

Draw Anything You Hate To Draw

Rich Faber

Are there certain things that just seem impossible to draw? Do you think to yourself "I'll never be able to draw that!" Well, this course will show you that you can draw that! It will challenge you to take anything you hate to draw, and force you to become an expert in drawing it. Anyone can draw anything, and this course will prove that to the student. Although a challenge, this class will be a lot of fun!

Drawing In Ink

Rich Faber

A combined seminar and hands-on studio experience in creating original illustrations using traditional pen/brush and ink techniques. Students will be learning the finer points of ink illustration, including using texture, creating light and shadow, "spotting" blacks, and many other techniques, in the course of creating their own designs and illustrations. Students will learn how to use the "tools of the trade", including brushes, crow-quill pens and nibs, technical pens, and of course, India ink!

Drawing Proportions of the Face & Head

Rich Faber

A combined seminar and hands-on studio experience on the techniques used to create proper proportions of the face and head. Many artists struggle with trying to get a face and/or head just right in their drawings. This course will help artists achieve that goal and more! Using basic geometric shapes, students will learn how to lay out the features of faces and heads proportionately, how to sketch and draw the face and head in various positions, and from a variety of angles, to create convincing and correctly proportioned features. Media will include pencil on paper, using various pencils to create different tones, textures, and shading techniques in order to achieve the goal of finished pencil art of the properly proportioned human head!

Exploring Watercolor

Rosemarie Kirk

This beginning class creates a foundation for a new watercolor artist to experience the joys of watercolors. Students will be introduced to the fundamentals of watercolors in a structured format that covers the basics, working with the grid to learn drawing techniques and the five-value system. Once mastered, students will move on to learning about color, create color hues, and go through a step by step process to creating a watercolor painting.

Glass & Beaded Jewelry

Ted Streppa

Learn how to create pendants, necklaces, bracelets, and earrings made with beads, stained glass, and blown glass. Students will be able to select glass from a wide variety of colors, textures, and designs to use in their pieces. With plenty of demonstrations and hands on instruction, students will learn how to clean, design, cut and grind each piece of selected glass, while some may be foiled and tinned with solder. Students will also learn how to incorporate beads with different metal enhancements and their own created wire findings to design unique pieces of jewelry. By the end of this class you will have several new pieces of jewelry. Each student will

receive 1 silver chain to be used with interchangeable pendants. All supplies included.

Handmade Paper Collage

Marjorie Pesek

Learn how to design & create an extremely unique collage featuring paper you will make by hand. Using recycled pages from books or scrap paper blended together with herbs, seeds, flowers, etc, you will make beautiful handmade paper with different colors & textures. With your handmade paper, you will experiment with ways to cut the paper to achieve different effects & visual interest, and the best way to layer the pieces to develop a composition of your choosing.

Inspiration, Creation, Completion

Jeanne Keckler

What is inspiration? What does it mean to create art? What is inspiring for you and how do you use it to find your unique expression? This process can create a lifelong relationship between you and your art. What is the key to finding your artistic bliss? We will spend our time creating while dwelling in these questions. Regardless of what skill level you are as an artist, this class will get you unstuck!

Int/Adv Alcohol Ink Painting

Christine Otis

This class builds upon the skills acquired in the beginner's class or for those with prior alcohol ink experience. Demonstrations on different surfaces such as canvas and glass will help students explore the many possibilities of creating with alcohol inks. The medium will produce amazing & unique artworks.

Int/Adv Exploring Watercolor

Rosemarie Kirk

For students who have a strong background in painting or have completed the beginners course, this class focuses on the needs of each individual painter. Most classroom discussions will develop as a result of student's issues or questions. In this unstructured environment, you will learn to take your work to the next level, grow your skill set, and refine your process to produce beautiful and unique watercolor artwork.

Int/Adv Oil & Acrylic Painting

Richard Kirk

Move your artwork to the next level. Each class begins with a short lesson: color theory, perspective, drawing, etc. From there, students work on projects of their own choosing and/or studies designed to advance their ability. Instruction is self-paced and geared toward each individual. Students need to have a basic understanding of painting and painting materials prior to joining to successfully complete this class.

Int/Adv Watercolor: Mastering the Media

Genie Kell

Each week, we'll explore an exciting new approach to watercolor painting as we focus on specific lessons such as zone painting, depicting weather conditions, or exploring pattern, rhythm and movement—how in concert they make music, or the nuts'n'bolts of arting, or subtractive painting—lifting, scrubbing & sgraffito or color consciousness—the magic of juxtaposing colors. As Genie demonstrates to you how to “dance with your brushes” by introducing you to dozens of new painting techniques, you'll explore the wide range of watercolor's possibilities and discover new ways to enhance your painting skills and use innovative methods to deliver visual impact to your art—all the while you are experiencing a new confidence in your own innate artistic talents and celebrating your unique style.

Landscape Painting & Drawing

Vicky Tesmer

Study the classical approach to landscape painting, beginning with sketching out your composition, developing the horizon line, color mixing, spatial relationships, foreground, middle ground and background. Using acrylic, oil or watercolor, students will study from their chosen subject matter or work from the Masters, expressing their personal narrative with choice of color and composition. The

goal of this class is to develop your skills in painting and drawing.

Layered Imagery Collage

Marjorie Pesek

Create your own collage masterpiece by assembling small paper images into a single portrait of your favorite pet or any other subject (people portraits are not recommended). Using many colored and textured images, you will learn how to build a complete collage of your own. This class is offered to students of all creative talent who want to learn a new technique.

Mosaics

Ted Streppa

Using colorful glass tiles, stained glass or dishware, students will learn cutting techniques, cementing methods, grouting, cleaning and polishing to create a beautiful mosaic. Students will start with a flat panel and can progress to three-dimensional objects. By the end of the session, each student will have at least 1 completed project and learned the skills and techniques to design and produce bigger and more advanced pieces. Instruction is delivered on an individual basis, so students of all artistic levels are welcome. All supplies included.



Oil Painting Essentials

Angela Anderson

Loosen up in this color mixing focused painting class using brushes and palette knives. Representational painting is taught with tips for better drawing and composition as an opener, and how to employ a grissaille earth tone under-painting. A variety of subjects will be painted allowing for a new beginning each week, with instructor demonstrations throughout, as well as one-on-one support. An email previewing the week's project will be provided in advance of each class meeting.

Painting Animal Patterns

Christine Otis

Explore patterns found in nature, which create incredible designs for painting. Whether it is butterflies, giraffes, turtles, or zebras, you'll paint a design mimicking the animal's unique pattern, but the colors you chose do not have to be representational. You'll also learn about layout, tools and techniques such as how you can build up the design to make it stand out and how negative space balances a design. Demonstrations will show how creating patterns has a very soothing, therapeutic quality.

Painting & Pouring Combo

Christine Otis

A combination of pouring & painting

will take your finished artwork to the next level! Starting with a painting of your own creation, pour will then be added to part or all of the piece. Demonstrations on how to incorporate the pour into the painting, will help students understand how to manipulate the medium into the design. The piece doesn't have to be realistic as the goal is to have a well-balanced painting of the mediums used.

Painting Like Georgia O'Keeffe

Genie Kell

Learn how Georgia O'Keeffe composed and executed her paintings. Discover how to use color like O'Keeffe and how to make the scale and details of your paintings assert their forms as she did. Working from your photos and still-life arrangements, you will create paintings that reach out and grab the viewers' attention. As you learn how to emphasize simplicity of form like O'Keeffe, you learn how to appreciate the dynamic and decorative in nature and to express the poetic essence of your subject.

Painting Like Monet

Genie Kell

Learn how Claude Monet composed and executed his paintings as you discover how Monet made paint come alive and shimmer across the canvas. Working in either acrylic or oil paints on canvas and from your photos of landscapes, you

will create exciting paintings that are full of the same play of light, shadows and reflections that Monet's painting represent as you learn to layer and juxtapose complementary and analogous colors to achieve his dazzling sparkle on water, on flowers, on the sea or a garden path. As you learn the techniques that give you the soft, delicate balance and the bright, lively freshness of his colors, you will begin to see the world through his eyes—making each subject an opportunity to honor the art of capturing the impression.

Painting Like Van Gogh

Genie Kell

Learn how Vincent van Gogh composed and executed his paintings as you discover how Van Gogh made paint come alive and dance across the canvas. Working in either acrylic or oil paints on canvas and from landscapes, still-life arrangements and photos, you will create exciting paintings that are full of the same energy and vitality that Van Gogh's painting express. Using both palette knives and brushes to achieve impasto strokes, you learn how to make the vigorous strokes and bright color show the life force of inanimate objects.

"Painting" with Markers

Christine Otis

Learn how to use markers to create beautiful artwork that will blow your mind! Demonstrations will show how to use line weight, dots, and the flow of markers to make images "pop" from the surface, creating a 3-D like image. You'll learn the tricks and tools of manipulating markers to make something seem what it is not: raised, fuzzy like felt, or smaller/larger than what it truly is. This is very similar to painting, where you're using the same basic understanding of color choice, layout, and design. You'll truly create some amazing works that you'll never believe you made with makers!

Pastel For All

Jack Barnhill

This class introduces the student to the principles and techniques for drawing and painting with pastels. Students will focus on the skills needed to render a drawing or painting in dry or oil pastels. We'll also learn about the types



of pastels, preparing and using support surfaces, and materials for applying, manipulating, and preserving pastels.

Pencil Drawing Techniques

Rich Faber

A combined seminar and hands-on studio experience on the techniques used to create original pencil drawings. Media will include graphite pencils of varying hardness on drawing paper. Students will learn how to sketch and draw, using various pencils to create different tones, textures, and shading techniques in order to achieve the goal of finished pencil art. Additionally, layout will be discussed and implemented to achieve optimal composition of finished images. Each student will spend time working on technique, and developing his or her own drawings. This will be a fun and exciting course, and the classroom setting will be light, focusing mainly on getting the most of each student's individual abilities and talents.

Photorealistic Illustration

Rich Faber

A combined seminar and hands-on studio experience, students will learn how to create original photorealistic drawings. Media will mainly be pencil, but other media may be worked in. Students will learn to acutely observe subjects, and recreate them in as realistic a fashion as possible, employing a number of advanced pencil (and possibly other techniques). Observation will be the key to succeeding in this class!

Pottery Wheel Throwing

Tori Bethea

Step by step instruction with a small group will get you working immediately on the wheel, whether you're a beginner, just curious, or an experienced thrower. All students will find new tools, techniques and glazing possibilities to add to their repertoire. As you enjoy the tactile qualities of clay, your projects will be fired with food safe glazes using stoneware clay.

Pour Painting

Christine Otis

Explore this very fun medium where creations can be quite mind-blowing! Learn



how to manipulate it to create unique designs using the various pouring techniques such as dirty pour, flip cup pour, dutch pour, swiping, etc. Demonstrations will cover how to incorporate design using colors and the importance of paint brands.

Representational Abstract Painting

Christine Otis

This class explores representational abstract painting without the use of a photograph. Students begin painting by watching a demonstration and using their imagination to bring the painting to fruition. Everyone will be guided through this process that will expand their mind and their painting experience. Discussions about this approach will help students learn about underpainting, layering, and how to tap into their creative mind.

Scenic Naples In Watercolor

Tracy Kuzminsky

Students will learn how to paint beautiful, colorful outdoor scenes, still life and more - all inspired by our beautiful surroundings in South Florida! Students will begin to master watercolor's unpredictability and unique mark-making characteristics. Learn to anticipate how the paint will react and gain confidence in the skills and techniques required to create a successful painting full of depth, value, and color. There will be plenty of demonstrations and discussions to guide you through the painting process.

Stained Glass

Ted Streppa

Using a variety of colored and textured glass, students will learn how to cut, assemble, foil, flux, solder, clean and polish to create a beautiful stained glass piece. Suggestions and patterns for projects will be provided based on the student's artistic level. Upon completion of the session, each student will have a work of art to take home and exhibit with pride, as well as the knowledge of skills and techniques to create bigger and more elaborate stained glass pieces. Instruction is delivered on an individual basis, so students of all skill levels are welcome. All supplies included.

Still Life Painting

Vicky Tesmer

Study the classical approach to objects placed in space – flowers, vases, fruit, vegetables, and common objects. Think Monet, Van Gogh, Cezanne, and the modern still life painters such as William Bailey, where developing color, composition, light source, placement of object to object, relationship of the foreground to the middle ground and their relationship to background with the goal of creating a 3D composition from a 2D dimensional canvas. Using acrylic, oil or watercolor, learn the fundamentals of building up a composition with objects chosen by the student, studying from the instructors' still life or copying the Masters.

Storytelling With Multi-Media

Jack Barnhill

This course introduces students to the principles for storytelling with multiple media. Learn the narrative art skills and techniques required to develop visual art that tells a story. We'll explore the supplies needed, how to prepare your art surface, safety using materials, techniques for applying dry and wet media, layering techniques, and fixing and preserving the story. Students should have basic drawing skills to succeed in this class.

Stunning Watercolors

Tracy Kuzminsky

Learn to create beautiful watercolors through a variety of painting techniques. Each class will feature plenty of demonstrations and detailed written instructions to grow your skill set and confidence using the medium. Techniques presented will encourage texture, rich and layered color, depth and space, reflection and light, and so much more.

The Decorative Nest

Susan Reynolds

The nest in nature is both functional and decorative, depending on your point of view. Reflecting this, many of my pieces are designed to be nested. I'll guide you through creating your own unique piece of nested ceramic art with plenty of demonstrations and one-on-one instruction. Using wheel-thrown or hand-built methods, you'll design, build, glaze and apply final surface details through the 4-week process. Finished pieces can be food safe depending on the glazes you choose.

The Manipulated Edge

Susan Reynolds

Be guided through the creative process of hand-building a unique piece of ceramic art. We'll explore the medium of clay using the slab technique and glass molds with plenty of demonstrations and one-on-one instruction. You'll design, hand-build, glaze and apply final surface details through the 4-week process. Your creativity is the only experience needed and you'll end up with a truly one-of-a-kind piece to take home with you. Pieces can be

food safe depending on the glazes you choose.

You + Life = Art

Genie Kell

YOU + LIFE = ART: The Masterwork takes you on a penetrating journey of SELF-discovery as you explore collage, assemblage, construction, and installation using symbolic objects and images that tell your life story. As you create a visual autobiography that offers both you and your viewer profound insights into the workings of the mind, body, and soul of humankind—you work within this frame: "the more personal your art, the more universal your message." Each lesson focuses on a period of your life or a role you have played. As you turn the events, relationships, challenges, and triumphs of your lifetime into powerful works of art, you discover the harmonious beauty of your life, and you find your innermost strengths are revealed!

ADULT WORKSHOPS

Abstract & Beyond

Mila Apperlo

This inspiring workshop offers a fundamental exploration of the beauty of an abstract painting. Instruction concentrates on composition, techniques, form, texture, and color. When painting intuitively, a painter may begin with a subject and allow it to transform beyond into a non-objective painting. This workshop will focus on the process of beginning a painting and exploring options to take it "beyond" abstraction. Surfaces will be enhanced with textures made with pastels, water-based crayons, charcoal, and collage. Demonstrations of techniques and tools will offer new ideas to painters. The workshop begins with exercises on a large pad of paper and then small and large canvasses.

Abstracts In Oil

Douglas David

This incredible new painting workshop will yield several exciting abstracts over a 2 day period. Learn to create one or

a series of contemporary abstracts while investigating various color ways, and multiple techniques to create various finishes. Class will cover the basic principles of oil painting with regard to abstract painting. Discussions and lectures on basic concept and composition, blocking in, use of line, shape, positive/negative, layering/subtracting, texture and depending on your own style, knowing when a work is finished (learning how to not overwork you painting.) Discussions will include what to think about in creating abstract work and how to investigate various techniques and styles. Students will work in their own style/technique so that the finished work is their own.

Alcohol Ink Abstract Landscapes

Julie Tibus

Explore the incredible beauty of Alcohol Inks, an intensely vivid and fluid medium that practically paints itself! In this workshop, participants will learn to paint using the unique medium of alcohol inks to create beautiful, loose, abstract landscapes. Each student will be encouraged to experiment using various techniques and have fun doing loosely guided projects. No previous experience required. This workshop will include demonstrations, classroom time and coaching.

Beautiful Botanicals

Vicky Tesmer

Be inspired by the beauty of nature surrounding you. Capture the moment of a flower in bloom. Using your own botanical photo or an actual bouquet still life, and painting in either oil or acrylic, we'll capture the essence of the composition. This workshop will train you in bringing your subject matter to life by developing the foreground and pushing back the background through the use of color. Concentrating on cools and warms, values and hues, you will enhance your ability to see color and how to place it as an accent or as a diminishing horizon. Students of all levels can dramatically improve their ability to develop their canvas and build on their talents.

Bold & Beautiful Florals: Mixed Media Collage

Julie Tibus

Learn three distinct phases to build a beautifully expressive painting of flowers in a glass vase. We'll begin with underpainting on our canvas, then spend some fun time creating mono-prints with Gelli® plates to make our personal stack of gorgeous collage papers. With a loose interpretation of flowers in a vase, we'll rip and glue our papers to the canvas. During our second day, we'll use this expressive foundation to paint over, add patterns, loose bold strokes and fun marks. Finally, we'll add a very neutral painting to enhance the colors, composition and overall painting.

Color & Expression: Animals In Watercolor

Alicia Farris

Paint your beloved furry friends and favorite animals in expressive color. Alicia will guide you in looking for values in your composition and creating dynamic color combinations in order to bring new life to your paintings. This watercolor workshop will begin with looking for and interpreting shapes and lights & darks. Alicia will demonstrate each day and will discuss how to look for ways to incorporate color and contrast in your subject. She will encourage you

to work with new color schemes and to experiment with color freely. Students will benefit from demonstrations, one-on-one as well as class discussion, and plenty of opportunity to see color in a whole new way!

Dramatic Color & Value In Pastel

Shawn Dell Joyce

Create drama with deep values, and learn to see color as value to make breathtaking paintings with dramatic light and color. Work with the color wheel to understand complementary palettes, and a value chart to see color as value. Use techniques and rules of painting to create different textures in the landscape and further the illusion of depth.

Dynamic Florals In Oil

Douglas David

This amazing workshop will cover the basic principles of oil painting with regard to painting dynamic florals. Incredible compositions with arrangements that are elegant and sophisticated, casual and relaxed, while all keeping a bold direction will be the focus for this 3 day workshop. Includes interesting and memorable discussions on composition, massing, building form, light and shadow: and depending on your own style, knowing when a work is finished (learning how to not overwork your painting). Douglas delivers sound prin-

ciples of painting that are an incredible foundation for your painting, whether a beginner or seasoned painter.

Encaustic Watercolor

Lorelle Bacon

Yes, water and wax DO mix if you are creating art! Students will complete vibrant watercolor paintings that can be realistic, impressionistic, free form, or a variety. Then, students will learn how they can add encaustic wax to create an ethereal look. We'll utilize a variety of techniques and objects to enhance the paintings with texture and effects, making each one unique. No painting experience is necessary. There will be demonstrations and one-on-one instruction for all participants to master this medium. All materials included with supply fee.

Express Your Visual Voice In Oil/ Cold Wax

Lisa Boardwine

Join me for a 3-day workshop to learn all the basics of this fun medium and express your personal voice using oil and cold wax medium. This workshop is for artists who want to learn how to create a good foundation, texture and layers with oil/cold wax, and also for those who want to continue exploration into pushing your paintings and visual voice further. We will be working on panels and paper to explore the concepts of applying layers, using good compositional design, unique techniques/tools, and exploring what you want to express in your paintings. This workshop will offer discussions/demos, studio painting time, as well as individual critiques concerning your own personal direction in your art making.

Felted Flower

Leeann Kroetsch

Make sculptural and decorative felt flowers. Students will learn the basics of wet felting techniques and progress with the knowledge and skills to create intricate flowers and leaves. Step-by-step instructions will enable you to make beautiful 3-D flowers using wool fiber and a variety of surface design embellishment materials. When completed, you'll be able to incorporate your felted



flowers into a garland, decorative home accessory or wearable art such as jewelry. Whether you are a beginner or experienced felt-maker, this workshop will challenge your creativity.

Felted Handbag

Leeann Kroetsch

Make a wearable art felted handbag. Students will learn the basics of wet felting techniques and progress with the knowledge and skills to create a beautiful and functional handbag. Step-by-step instructions will enable you to work with wool fiber and a variety of surface design embellishment materials to create a unique one-of-a-kind bag. Whether you are a beginner or experienced felt-maker, this workshop will challenge your creativity.

Figure Drawing

Vicky Tesmer

Studying human anatomy, this figure drawing workshop introduces students to the contours of the human body. We'll study from a live model who will begin with short 5 & 10 minute poses in charcoal. These gestural poses will help loosen up the artist's skills and prepare for the longer pose. We'll graduate into three twenty minute poses, introducing color with conte crayon (terracotta,

black, white, grey and burnt umber. Color pastels will be introduced after the conte crayon drawings. We'll move onto two 1-1/2 hour poses where the artists will concentrate on composition, capturing the figure with contour lines, color, shades of cool & warm, and placing the figure on paper. This workshop is a perfect way to prepare for the human figure, whether you want to incorporate it into your compositions, get more acquainted with portraiture, or gain understanding of Da Vinci's Vitruvian Man of perfect proportions.

Florida Birds

Douglas David

This exciting and fun workshop will cover the basic principles of oil painting specifically with regard to painting Florida birds. After the basics are covered, we will start by painting some single shore and wading birds, then some groups, birds standing, and birds in flight throughout the next couple of days. Great profiles of these very beautiful birds, their reflections and light and shadow, are all some of the things that we will study and paint. For those who have studied with Douglas before, this overview of principles is always a good review, and no matter what the subject, these principles are key, and new discus-

sions and tips are added each season. Each day's demo will include simple discussions on composition, massing, building form, light and shadow, near and far, capturing and developing atmospheric distance, and depending on your own style, knowing when a work is finished (learning how to not over-work your painting. Students will work in their own style/technique so that the finished work is their own. Douglas will overview his palette and concepts his work entails.

From Plants To Prints: Botanical Dyeing

Kathleen Lang

Dye a silk scarf using only botanicals and other plant materials. Instructor Kathleen Lang will guide students through the very unique and magical process of eco printing on fabric and paper. Students will bring flower blossoms, leaves and other natural dye materials collected from nature to the workshop. They will arrange their fresh botanicals directly onto the scarf. Then using a bundling and cooking technique students will learn how to decompose the plants dyes from their designs capturing the dyes and shapes within the fabric. Participants will be delighted by the prints and colors that will be captured in their textile.

Glazing Outside The Lines

Susan Reynolds

Create your own pottery masterpiece in just one evening! It's easier than you think and students of all artistic levels are welcome to join this evening of art, accompanied by festive refreshments. Students will be guided thru the creative process from inspiration to final firing. Create your own design on a hand-selected, pre-fired piece of bisque ware using underglaze, underglaze pencils, brushes and slip trailers. There will be plenty of demonstrations and one-on-one guidance to support each student's unique artistic endeavor.

Intro To Abstract Painting

Mila Apperlo

Journey through different aspects of



abstract painting and find what works for you as an artist. Mila demonstrates painting intuitively by tapping into emotions instead of using recognizable imagery. This practical, fun, and process-oriented workshop will guide you to confidence, clarity and freedom of expression in your art. If you're looking to uncover and develop what's unique about YOUR artistic voice or to loosen up your art, you will find it in this workshop. Feedback & encouragement will be provided to all students.

Joyfully Painting In Oil

Kim Vanlandingham

Never painted before but want to try? Haven't painted in a while and need a refresher? Well this class is specially designed for beginners who may never have touched a brush before and those who want to get back into oil painting. No need to buy any supplies because all materials are provided. Just bring yourself and leave with your completed oil painting. Each week will feature a different painting. Sizes will vary, and both landscapes, florals, and seascapes will be taught. You've seen some of these methods on TV, now come learn them for yourself. You can paint!

Joyfully Painting In Watercolor

Kim Vanlandingham

Wanted to try watercolor painting or just need a refresher? Well this class is for you! All supplies are included and each class will be a different painting from a photograph. No experience is required and all levels are welcome. We'll all be painting the same painting and finishing it in class. If you're a beginner, just stick with Kim to learn the basics. If you've had some experience, Kim will be pushing you to advance your technique in watercolor.

Layered Creations In Mixed Media

Jeanne Keckler

Explore creating works of art in layers of color & texture on a wooden canvas. We'll use a mixed media approach to add dimension and detail with layers of paper, fabric, stencils, wood, other small objects, and paint. The layers create depth and shadowing for a sculp-



turing effect. Students are encouraged to think freely—without the pressure of drawing or painting something representational. I believe that we are all artists and have a unique creative vision. Finding this unique expression through a process of exploration and artistic play is the foundation of this workshop.

Oil Painting Study & Workshop

Kim Vanlandingham

This wonderful oil painting workshop will be spread across 3 morning sessions. Each day will include a short question & answer time, a demonstration & exercise to enhance skills, and choice of working on the painting that Kim has selected for the group or a student's own subject. Total beginners will learn tips and tricks to understand the properties of the medium and more advanced students will be encouraged to push skills and craftsmanship. If you've taken a workshop with Kim before, be ready to be challenged to produce your best work. If you're new, focus on building skills. This is a more in depth version of the Joyfully Painting in Oil workshops Kim teaches. All supplies included.

Painting The Figure

Vicky Tesmer

Advance your skill set at capturing the human figure and anatomy in your artwork. Learn about proportion, likeness, techniques of color mixing and com-

position, then apply what you learn in developing a canvas. Grow your technical ability at figure ground, foreground – middle ground – and background by placing the human figure in space. We'll begin the first day with drawing from the model, loosening up with some gesture drawings in charcoal or conte crayon. From there, we'll have a longer pose where we add in color with washes of acrylic and/or oil paint, developing use of color and placement of skin values, etc. Eventually, we'll graduate to one pose captured in acrylic or oil paint. There will be demonstrations given by the instructor in each medium. This workshop will change the way you interpret the figure.

Painting On Silk

Jamie Kirkell

This is an exciting and stimulating workshop to explore design, color and paint on silk. Colors on silk are breath-taking! Design techniques are easy to apply and painting florals are perfect for this art form. The workshop is taught in an open, relaxed manner and geared for all level of artist interested in this beautiful and unique art form. We will be completing three scarves at the end of the workshop.

Plein Air Painting In Naples

John Clayton

Plein Air painting is quite enjoyable,



especially in beautiful Naples, however a little knowledge of materials and understanding a few principles of painting from life is essential. John will demonstrate each painting session with a short demo. This workshop will focus on learning to see color and making simple color choices that help identify large shapes. Learning about different light keys, and understanding value control is essential for creating expressive light filled paintings. We will primarily work with a painting knife, the knife is a great way to create clean color notes and changing color shapes makes for a loose painting.

Portraiture

Vicky Tesmer

Capturing the likeness of a human being is stunning and one of the most classical subject matters throughout time. There is nothing more inspiring than da Vinci's Mona Lisa, Renoir's beautiful portraits of the Parisian women or John Singer Sargent's Madame X. This workshop develops geometry and proportion of the human face and how one captures the likeness of their subject matter. Beginning with charcoal we develop basic skills and techniques, breaking down the proportion of the human head by the placement of the eyes to the nose then the mouth in perspective. The students translate what they see by developing the portrait through techniques of shading, coloring and modeling using drawing tools first in black and white

and gradually introducing color. With each drawing tool – charcoal, conte crayon and pastels – the instructor will give a demonstration of drawing one of the students.

Seascapes In Oil

Douglas David

This amazing new seascape painting workshop will yield several waves and exciting seascapes over a 2 day period. Learn to paint the wave and capture the atmosphere and time of day. We'll cover the basic principles of oil painting with regard to seascape painting. Discussions and lectures on basic composition, massing, building form, light and shadow, near and far, capturing and developing atmospheric distance and depending on your own style, knowing when a work is finished (learning how to not overwork your painting). Students will work in their own style/technique so that the finished work is their own.

Traditional Marbling

Peggy Wertheim

Unlike many art forms which take years to master, marbling will inspire you with instant gratification and success! Peggy teaches the traditional marbling techniques using carrageenan (powdered seaweed and acrylic paints). You will learn patterns of Feather, Bird Wing, Chevron, Peacock, Spanish Wave, Stone Marble etc. You will create 20-30 marbled papers and fabrics which can

be incorporated into greeting cards, scrapbooking, quilting, fat quarters, collages, framed art, journal covers and so much more.

Watercolor Study & Workshop

Kim Vanlandingham

This wonderful watercolor workshop will be spread across 3 afternoon sessions. Each day will include a short question & answer time, a demonstration & exercise to enhance skills, and choice of working on the painting that Kim has selected for the group or a student's own subject. Total beginners will learn tips and tricks to understand the properties of the medium and more advanced students will be encouraged to push skills and craftsmanship. If you've taken a workshop with Kim before, be ready to be challenged to produce your best work. If you're new, focus on building skills. This is a more in depth version of the Joyfully Painting In Watercolor workshops that Kim teaches. All supplies included.

Wire Wrapped Jewelry

Lorelle Bacon

This is not your typical wire wrapping or what most people think of when they hear the phrase. We will be creating wire wrapped fine jewelry, like the kind you see in galleries. With plenty of demonstrations and hands on learning, students will go from Beginners to Intermediate wire wrappers in three days! Students will create 10 pieces of jewelry that they will be proud to wear or give as gifts. Although no experience is necessary, those who have had some experience will work on more complex pieces. We will work with a variety of wires including copper, red brass and silver or a combination of them. Students will take home instructions for all jewelry made so they can continue to make jewelry on their own. All supplies included with supply fee.

Drawing: Past to Present

Lauren Amalia Redding

Explore a plethora of drawing materials anchored by silverpoint and DuraLar. Participants will experiment with the materials by producing several figure

drawings, done by using a model. The figure model will assume different poses, ranging from short poses for ink, charcoal, and graphite mediums to longer poses for silverpoint and DuraLar. This is a process-oriented workshop with relevant demonstrations and discussions.

YOUTH CLASSES

Art For Kids

Kathy Dunn

A class geared for any child who loves to draw, paint and use a variety of materials. Each week's projects will explore different art themes, creating animals, landscapes, collage and abstract, still life, and drawing. We'll use pastel, paints, tactile supplies and pencil as we learn fine art elements such as line composition, shading techniques, texture, and perspective.

Art For Tweens & Teens

Robin Marcus

Calling all Tweens & Teens who are eager to express themselves artistically, acquire new skills and hone their techniques to create incredible artwork. Students of all artistic levels will learn about the influences and styles of famous artists, and develop the foundations to take their work to the next level. Experiment with a wide variety of art mediums and make your creative vision a reality!

Building Blocks: Draw Anything From Basic Geometric Shapes

Rich Faber

Every good drawing begins with strong construction. Students will learn how to use basic geometric shapes to build the foundation of a solid drawing. Media will include graphite pencils on drawing paper. Each student will spend time working on technique, and developing his or her own drawings. This will be a fun and exciting course, and the classroom setting will be light, focusing mainly on getting the most of each student's individual abilities and talents.

By The Beautiful Sea

Kathy Dunn

Welcome the warmer summer air with artwork inspired by the seaside! We will focus on gorgeous skyscapes in pastel, ocean waves and the pier. Students will use multi-media to create brilliant sea-scapes and sun soaked beach scenes.

Clay for Kids

Kristin Marshall

This class introduces youth students to the wonderful potential of clay. Students will have a blast expressing themselves artistically while creating both functional and fun pottery. Each class session, students will learn hand building techniques for creating and finishing unique clay pieces!

Comics Illustration

Rich Faber

A fun and inspiring class for budding illustrators. A combined seminar and hands-on studio experience for creating comic books and comic book characters. Students will be developing their own designs and stories with their characters, using printed comic books for ideas, translating dramatic action into visual form, and developing storytelling illustration techniques.

Comics Inking

Rich Faber

A combined seminar and hands-on studio experience on applying ink to comic book pencil art, using traditional pen/brush and ink techniques. Students will be learning the finer points of comic book inking, including using texture, creating light and shadow, "spotting" blacks for better storytelling, and many other techniques, in the course of inking fully penciled comic book art illustrations. Students will learn the history of comics inking, why this type of art is necessary, and how to use the "tools of

the trade", including brushes, crowquill pens and nibs, technical pens, and of course, India ink!

Comics Character Design

Rich Faber

Work with a professional comic artist to create, design, and color your own characters! From basic sketching to polished and rendered figures, this is a fun and creative class emphasizing individual ideas and creativity.

Down On The Farm

Kathy Dunn

Our artwork will be inspired by our exploration of the barn & fields, and meeting the cute creatures who make the pastures & pens their home. We will look at several children's storybook authors, using their exciting approaches and methods, and using a variety of mixed media materials to make these stories come to life!

Draw What You Hate To Draw

Rich Faber

Everyone has stuff they don't like to draw, and so they avoid it. This class will challenge students to draw subjects they want to get better at drawing, and will give them the tools to learn to draw those very subjects well.



Drawing Proportions Of The Face & Head

Rich Faber

A combined seminar and hands-on studio experience on the techniques used to create proper proportions of the face and head. Many artists struggle with trying to get a face and/or head just right in their drawings. This course will help artists achieve that goal and more! Using basic geometric shapes, students will learn how to lay out the features of faces and heads proportionately, how to sketch and draw the face and head in various positions, and from a variety of angles, to create convincing and correctly proportioned features. Media will include pencil on paper, using various pencils to create different tones, textures, and shading techniques in order to achieve the goal of finished pencil art of the properly proportioned human head! This class is designed for those with beginning to intermediate drawing skills.

Elementary Art Adventure

Kathy Dunn

Welcome to the wonderful world of art! Join in the fun and learn new techniques, experiment with different mediums, and discover the styles of the modern and classic master artists. Using a variety of materials and their

own imagination, students will express themselves artistically through an ever-changing curriculum that will help them produce a well-rounded portfolio of artwork. For home schooled students ages 4–8 years.

Group Creative Clay

Tori Bethea

Let your imagination run free and explore the never-ending possibilities of what you can hand build with clay. Applying the principles of design, you will use coils, slabs, slumping, pinching, extruding, and many other techniques to turn an ordinary lump of clay into fun and functional pottery! For home schooled students ages 4–14 years.

Junior Art Adventure

Robin Marcus

Welcome to the wonderful world of art! Join in the fun and learn new techniques, experiment with different mediums, and discover the styles of the modern and classic master artists. Using a variety of materials and their own imagination, students will express themselves artistically through an ever-changing curriculum that will help them produce a well-rounded portfolio of artwork. For home schooled students ages 9–14 years.

Portraiture

Kathy Dunn

Students will work on human and animal portraiture in a variety of media. We will discuss basic anatomy, contour line, various shading methods and more, using both traditional and expressive interpretation. We'll look at traditional and fantasy art, creating unique and expressive portraits of our own, some serious, some silly too!

Reinvention Of Art

Kathy Dunn

We'll focus on two wonderful children's authors' styles and techniques, as well as two famous classic painters, following similar themes and materials. Students will then add a twist to their works, altering them in some individual way, tapping into each child's imagination and ingenuity!

Spring Into Art!

Kathy Dunn

Learn to draw, paint and create 3D relief art all related to the beauty of Spring! Big, blossoming trees and landscapes, wildlife and a silly bird are all part of this wildly colorful class!

Teen Art Immersion

Robin Marcus

Build strong foundational skills and develop your artistic vision as you express yourself through a wide range of different art mediums. This course will enable you to sharpen your skills in drawing, painting, printmaking and collage. Projects will be varied so each student may experiment and find the style and media that inspires his or her artistic passion. For home schooled students ages 13-18 years.

Textured Collage Animals

Tori Bethea

Using the inspiration of illustrator Eric Carle, students will use a wide variety of materials to create interesting textures with paint. Students will then learn the techniques & process of shaping and layering their textured paintings to create incredible collaged animals full of color and pattern.

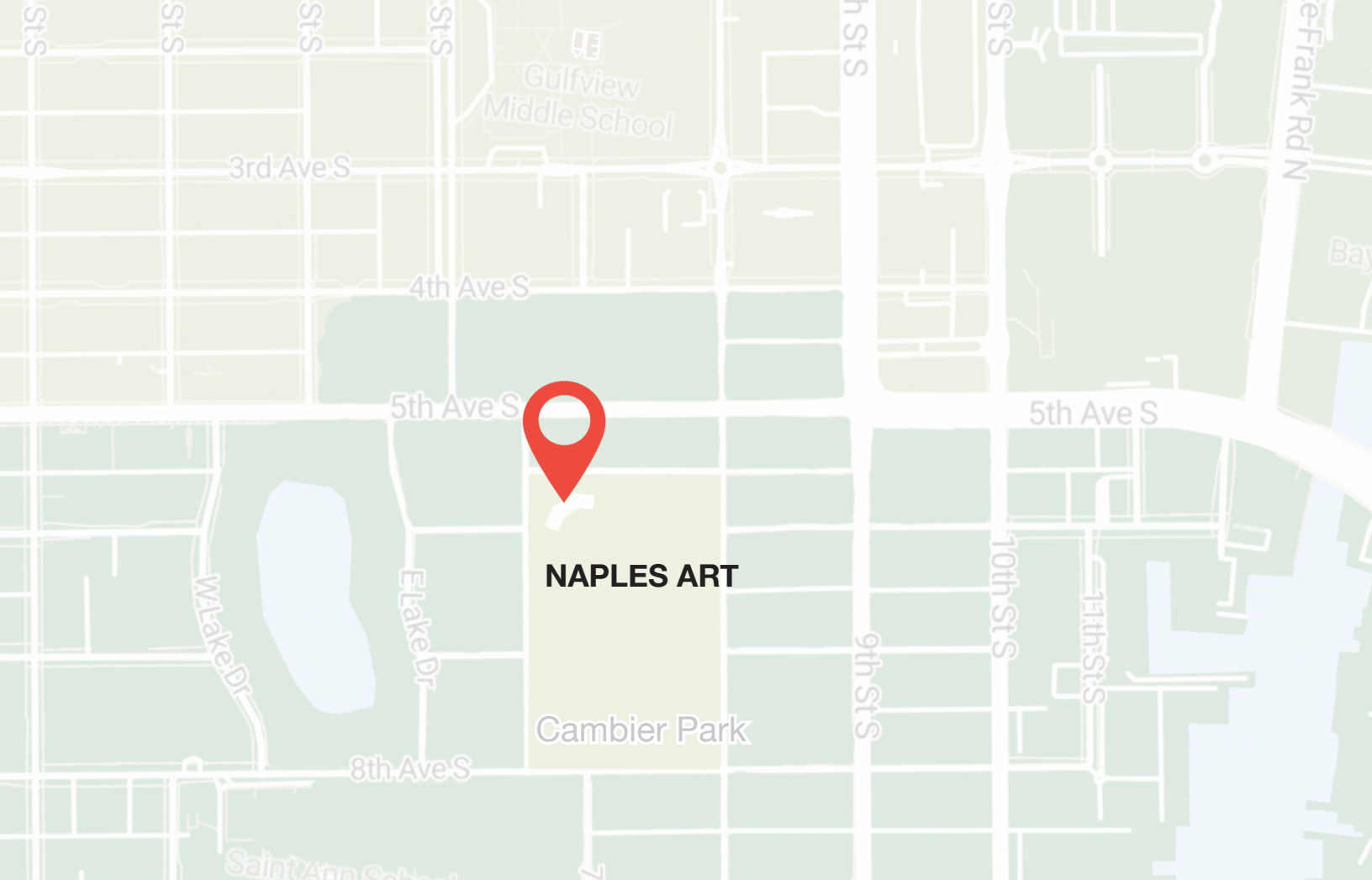


“


Painting is just another
way of keeping a diary.

— Pablo Picasso





585 Park Street, Naples, FL 34102
239.262.6517
www.naplesart.org



Visit our website