



IRB Competition Gear and Equipment Regulations





IRB COMPETITION GEAR AND EQUIPMENT REGULATIONS

Inflatable rescue boat (IRB) competition is intended to bring together IRB operators to test and develop their skills and fitness using one of the most important items of surf lifesaving rescue equipment.

In IRB competition it is acceptable to prepare gear and equipment used to the highest standard; however, within the rules and regulations as laid out by SLSA. Safety and fair competition are of paramount importance. All IRB operators entering and competing in IRB competition should be conversant and compliant with these gear and equipment regulations, including current SLSA and manufacturer's gear and equipment specifications.

If a gear and equipment issue is identified, which is not covered in this document, the IRB Competition Referee may seek advice from scrutineers and technical advisors to assist in making a decision on the issue in question.

Contents

IRB GEAR & EQUIPMENT COMPLIANCE & SCRUTINEERING	3
PERMISSIBLE IRB GEAR & EQUIPMENT & MODIFICATIONS	5
1. IRB HULLS	5
2. ANCILLARY EQUIPMENT	6
3. SPARK PLUGS	6
4. OUTBOARD MOTORS	6
5. OUTBOARD MOTOR SURF KITS	7
6. PROPELLER GUARDS	8
7. PROPELLERS	8
8. PROPELLER FUEL	11
9. COMMUNICATION AND VIDEO DEVICES	11
10. LIFEJACKETS AND HELMETS	12
11. GENERAL GEAR & EQUIPMENT SAFETY	13
APPENDIX	
A.) OUTBOARD MOTOR MODIFICATIONS	13
B.) FUEL SAFETY	20
C.) POWERCRAFT CODE OF CONDUCT	23
D.) REFERENCES	24
E.) SCRUTINEERING FORMS (Members Portal- Sport-Technical & Rules-IRB	25



IRB GEAR AND EQUIPMENT – COMPLIANCE AND SCRUTINEERING

Compliance:

- a) All IRB gear and equipment used for the purpose of IRB competition must:
- Be approved by SLSA and listed in this document
 - Comply with both SLSA's and the SLSA approved manufacturer's specifications
 - Be fully operational and in a serviceable and seaworthy condition
 - All IRB gear and equipment used for the purpose of IRB competition must be in the "out-of-the-box" form (except for the SLSA approved modifications as listed in this bulletin). Out-of-the-box is defined as the original specifications, design, accessories and tolerances as the product was manufactured
 - Be genuine equipment, parts or components from manufacturers or suppliers approved by SLSA
 - New or modified equipment will not be approved during IRB season (1 April to 1 Oct)

Non-compliance:

- a) In the event that IRB gear and equipment is found to be non-compliant with the regulations of this document, SLSA has the right to investigate the circumstances and take the appropriate course of disciplinary action (as per the competition rules and the SLSA Surf Sports Manual). This may include (but not limited to):
- Equipment being impounded and not being used for the event
 - Suspension from the competition

Scrutineering:

- a) ALL IRB gear and equipment used for the purpose of IRB competition must be presented for and pass the scrutineering requirements as listed in the compliance section of this document.
- b) Gear and equipment may be scrutineered at any stage of the competition at the discretion of the referee; including pre competition, during competition or post competition.
- c) Gear and equipment scrutineers will be appointed for every IRB competition event. Gear and equipment technical advisors may also be appointed to assist with scrutineering.
- d) Each club will be responsible for having available a minimum of four (4) club members, one of whom shall be the team manager (or their appointee), when presenting gear and equipment for safety and compliance scrutineering.
- e) The use of measuring equipment (jigs, templates, comparative examples and other devices) may be used as a guide to establishing where or not the equipment is as per SLSA and manufacturer specifications.
- f) IRB gear and equipment may be compared to non-modified manufacturer's samples for the purpose of comparative scrutineering.
- g) Each competing club may present for scrutineering a maximum of two (2) propellers for each outboard motor that passes scrutineering. There is no maximum number for all other items of IRB gear and equipment.
- h) At the discretion of the Chief Gear and Equipment Scrutineer and Competition Referee, failed equipment at the pre-competition inspection may be addressed and re-inspected a further one time only.



Scrutineering Process:

1. Arrive at least 30 minutes prior to your club's scheduled scrutineering time. Please note that the scrutineering schedule will be posted on www.sls.com.au after the close off of entries.
2. Report to the scrutineering registrar with all forms and documentation filled in correctly (please see below for the correct scrutineering forms).
3. Follow directions from scrutineering marshals and move through the designated scrutineering station.
4. Submit all completed forms to the scrutineering registrar following completion of scrutineering.

Scrutineering documents:

1. Scrutineering forms are to be completed for all equipment prior to inspection.

- IRB fuel safety and compliance check record
- IRB hull safety and compliance check record
- IRB motor safety and compliance check record
(includes propeller guard and surf kit checks)
- IRB propeller safety and compliance check record

2. Motor sealing forms are required for all motors. These are to be laminated and attached to each motor presented for inspection. If any club has misplaced motor sealing forms need to contact their State or SLSA to receive a copy of original form.

Preparation of IRB Gear and Equipment for Scrutineering:

1. Motors and Motor seals

- Clean and free of excess grease, oil and foreign substances
- Clearly marked with club identification number
- Air box removed
- Carburettors fitted
- Restrictor plates and restrictor bolts in situ and orientated correctly
- Motor Seals clean, intact, unbroken and legible
- Fitted with only genuine components or parts of an approved type
- Motor Sealing Form laminated and attached via elastic band to gear shift lever

2. Propeller Guards

- Fitted correctly (*e.g. propeller blades do not protrude outside guard*)
- Free of breaks
- Free of sharp edges
- Fixing bolts of approved type as recommended by guard manufacturer

3. Propellers

- Removed from motors and grouped together
- Clean and free of excess grease, oil and foreign substances
- Free of sharp shards, nicks or metal splinters
- **CLEARLY ENGRAVED** with their club identification marking and number

4. Hulls

- Floor boards fitted. Please note: Scrutineer may remove floor boards to check integrity
- Inflated to scrutineering pressure as directed by the Registrar. A Scrutineer will be available in the 'Hull Inflation Area' with a liquid filled gauge to assist with this
- Marked clearly with Maritime / waterways number
- Fitted with compliance plates securely fixed and in a legible condition



- Achilles 375 Rigid Hull IRBs that were approved with short floor mats must be presented with the exposed floorboard section in a 'non-slip' condition

5. Ancillary equipment

- Must be laid out on the floor of the respective IRB
- Clubs are reminded that paddles, whistle, tow rope and knife are to be removed for competition

6. Fuel cells

- Empty
- Clipped into position on the floorboard
- Sharp edges (*e.g. hose clamps*) taped or covered with protective material

7. Fuel

- Rated at no more than 98 octane **Refer to page 11 of this document**
- Contain no additional added ethanol (*i.e. e5 and e10 fuels and the like are not permitted for use at these championships*)
- Premixed with two stroke oil at clubs normal fuel / oil ratio
- Contain no additives other than oil of an approved type
- All fuel containers must be of an approved type and labelled with an individual club identification marking (*e.g. Wombat SLSC no. 1*)

PERMISSIBLE IRB EQUIPMENT AND MODIFICATIONS

IRB HULLS

Approved hulls: The following IRB hulls are approved for IRB competition:

CLASS 1 – SOFT HULL	CLASS 2 – RIGID HULL
Achilles 375 (excluding hulls with performax tubing)	Achilles/Cobia 375
Achilles 385 (excluding hulls with performax tubing)	Achilles/Cobia 385
Arancia 377	
Arancia 380	
Thundercat 377	
Thundercat 388	
Zodiac 380	

- The IRB must have the SLSA approved surf craft plate affixed to the transom
- The IRB must be registered and clearly identified as per State/Territory Maritime requirements

Modifications:

There are no permissible modifications for IRB hulls. All hulls must comply with both SLSA's and the SLSA approved manufacturer's specifications.

PLEASE NOTE: Arancia 377 and Arancia 380 purchased after 1 April 2014 are suspended and will not be approved for use in IRB Competition.



ANCILLARY EQUIPMENT

Approved ancillary equipment: The following IRB ancillary items are approved for competition:

PLEASE NOTE:

Any MCM fuel cells bought after 28 January 2015 are not approved for use in IRB Competition

Any Nauta and Wilsco fuel cells bought after October 2016 are not approved for use in IRB Competition.

FUEL CELL	RESCUE TUBE
MCM collapsible triangular fuel cell	Rescue tube as supplied by SLSA or SLS State/Territory Centre
MCM collapsible concertina fuel cell	
MBF collapsible concertina fuel cell and triangular model fuel cell	
Nauta collapsible concertina fuel cell	
Wilsco collapsible fuel cell	

Modifications:

There are no permissible modifications for IRB ancillary equipment. All ancillary equipment must comply with both SLSA's and the SLSA approved manufacturer's specifications.

Fuel cells manufactured after the 1 July 2011 must have the protective covering over all fittings (eyelets and brass fittings).

SPARK PLUGS

Approved spark plugs: The only approved spark plugs are the N.G.K brand:

B7 – HS – 10 BR – 7HS – 10 BP – 7HS – 10

NB: Non pre-gapped spark plugs are acceptable. That is, the models listed above without the numeral 10.

Modifications:

There are no permissible modifications for spark plugs.

OUTBOARD MOTORS

Approved outboard motors:

Outboard Motors
Yamaha 25HP 25XMHS
Tohatsu 25HP M25C3/M25H S
Mercury 25HP ME25 Seapro

- The outboard motor must be correctly sealed as per SLSA outboard motor sealing procedures. Please refer to the SLSA Outboard Motor Sealing and Resealing Process in the appendix of this bulletin.

Modifications:

- Other than the approved modifications as listed in the table below, IRB outboard motors may not be altered and must remain within the original 'out-of-the-box' specifications as supplied by the manufacturer.
- The outboard motor may be tuned but it must remain within the manufacturer's standard specifications.



- With the exception of SLSA approved surf kits (see below), all motor parts are to be genuine outboard motor components as provided by the manufacturer.
- With the exception of Tohatsu and Mercury, no part of the motor may be interchanged with another model or motor produced by another manufacturer. I.e. only Tohatsu and Mercury parts may be interchangeable between Tohatsu and Mercury outboard motors.

Modification	Yamaha	Tohatsu	Mercury
Remove- tilt mechanism	✓	✓	✓
Remove- tilt lock mechanism	✓	✓	✓
Remove- in gear start lock out	✓	✓	✓
Remove- steering bracket centre turning lug	✓	✓	✓
Add- pull start extension piece or handle	✓	✓	✓
Add- stainless steel spin clamps	✓	✓	✓
Add- cowling restraint straps	✓	✓	✓
Add- toggle kill switch	✓	✓	✓
Add- tilt friction kit	✓	✓	✓
Add – tilt pin sleeve	✓	✓	✓
Add – spark plug waterproof boots	N/A	✓	✓
Add- steering compression tube	N/A	✓	✓
Add- solid engine mounts (x4)	N/A	✓	✓
Add- solid stainless steel tilt bolt	✓	✓	✓
Add- throttle linkage kit	N/A	✓	✓
Add- bottom cowling (pan) mounts (x2)	N/A	✓	✓
Add- strengthened transom brackets	N/A	✓	✓
Reinforce- swivel bracket	✓	✓	✓
Reinforce- steering bracket	N/A	✓	✓

***NB: A full description of the above permissible outboard motor modifications can be found in the appendix.**

SURF KITS

Approved surf kit parts:

Surf Kit	APPROVED SURF KITS PART INCLUSIONS
Midcoast Marine and Rescue Products (MCM) Surf Kit	Pull start cord extension piece and extended handle
	Stainless steel transom clamps (s/s spin clamps)
	Cowling restraint straps (x2)
	Tilt friction kit
	Tilt pin sleeve
	Steering compression tube
	Solid engine mounts
	Solid stainless steel tilt bolt
	Throttle linkage kit
	Pan mounts (bottom cowling mounts)
	Transom brackets – Cast. Machined if purchased prior to 28 Jan 2015
PSP Engineering Surf Kit	One piece pull start extended handle
	Stainless steel spinners (s/s spin clamps)



	Cowling bungy strap (x1)
	Friction washers
	Steering compression tube
	Solid engine mounts
	Transom brackets
	Pan mounts (bottom cowling mounts)

- MCM and PSP surf kit components are manufactured to fit both Tohatsu and Mercury outboard motors. The parts of both kits can be fitted to either a Tohatsu or Mercury motor in part or full.
- Tohatsu and Mercury outboard motors may be fitted with a mix of approved surf kit brands.

Modifications:

There are no permissible modifications for IRB surf kits. All IRB surf kits must comply with both SLSA's and the SLSA approved manufacturer's specifications.

PLEASE NOTE: Any MCM Surf Kits bought after 28 January 2015 are not approved for use in IRB Competition.

PROPELLER GUARDS

Approved propeller guards for IRB competition:

Propeller Guards
MCM- Version 3s
MCM- Version 4
MCM 3N- Nozzle Guard
Programmed Engineering- Version 1
Pro Pell SF

Modifications:

There are no permissible modifications for propeller guards. All propeller guards must comply with both SLSA's and the SLSA approved manufacturer's specifications.

PLEASE NOTE: Any MCM propeller guards bought after 28 January 2015 are not approved for use in IRB Competition.

PROPELLERS

The following propellers are approved for IRB competition:

POWERTECH PROPELLER		
Yamaha	Tohatsu	Mercury
YM30SRA4R8	TN30SRA4R8	TN30SRA4R8
YM30SRA4R9	TN30SRA4R9	TN30SRA4R9
YM30SRA4R10	TN30SRA4R10	TN30SRA4R10
YM30SRA4R11	48-8M0112085	48-8M0112085
Mercury Trophy PROPELLER		
	48-8M0112085	48-8M0112085

Modifications:

1. Overall dimensions and structure.



- The propeller hub, exhaust tube and bush assembly must not be modified or altered in any way and must be the same as propellers of its make and type were originally manufactured.
- The propeller blades must remain the same shape as propellers of its make and type were originally manufactured.
- The removal of any metal around the blade to hub contact area is not permitted.
- Propeller Weights and Diameters;

The following tolerances must be maintained:

Mercury and Tohatsu

PowerTech: Minimum weight: 1.9 kilograms.
Minimum diameter: 242 mm.
Minimum blade thickness: 2 mm, (10 mm in from all edges.)

Mercury and Tohatsu

Mercury Trophy: Minimum weight: **1.83 kilograms**.
Minimum Diameter: 250 mm.
Minimum blade thickness 1.6 mm, (10 mm in from all edges)

Yamaha

PowerTech: Minimum weight: 1.7 kilograms.
Minimum Diameter: 242 mm
Minimum blade thickness: 2 mm,(10 mm in from all edges)

BLADE SHAPE; same as previous drawings; PowerTech: 21 mm radius at 242 mm diameter. (Refer previous drawings)

Mercury Trophy: 21 mm radius at 250 mm diameter

2. Wear and tear

The following tolerances must be maintained for any propeller:

- A maximum of 10 mm reduction of the leading edge of the propellers blades is acceptable for PowerTech propellers.
- A maximum of 5 mm reduction of the leading edge of the propellers blades is acceptable for Mercury Trophy propellers.
- Refer to applicable minimum blade thickness

3. Refurbishing and repairing

In order to extend the useable life of your propeller, reduce vibration and ensure safe optimum performance:

- It is allowable to repair and or dress the leading edge of each blade.
- It is allowable to balance the propeller.
- It is allowable to adjust the pitch of the propellers blades.
- It is allowable to adjust the rake of the propellers blades.
- It is allowable to adjust the cupping of the propellers blades.
- It is allowable to replace the propellers bush with a similar type as it was originally supplied by the original manufacturer.

PLEASE NOTE - Issues have been raised with a small number of custom hand shaped propellers which were presented for scrutineering. It has since been brought to SLSA's attention that many people carrying out repairs to propellers used in surf lifesaving competition do not fully understand what is expected when the rules state that the **"blade must resemble its original shape"**.

To assist all parties the below drawings have been produced to use as a guide as to what is acceptable.

All specifications relative to weight; diameter; thickness etc. remain unchanged for the 2016 season.



Insert propeller photo



FUEL

The following fuel/oil types are approved for IRB competition:

Two stroke fuel mix containing:

- Premium unleaded petrol (PULP)

- Fuel must be premium unleaded (PULP) petrol with a maximum octane rating of 98, having properties and characteristics as required by Federal / State government regulations.
- Fuels which contain additional added ethanol e.g. e10 and e5 are not permitted for use.
- Fuel must be unmodified and of a type that is supplied from a major refinery and readily available from the service station bowser.
- Fuel must contain no substance that is capable of exothermic reaction in the absence of external oxygen.
- Any fuel that appears to have been formulated in order to subvert the purpose of these regulations will be deemed to outside them.
- Only ambient air is to be mixed with the fuel as an oxidant.
- Only commercially available motor oil of a type approved by the motor manufacturer may be used.
- Oils containing performance enhancing additives or octane boosters are not permitted.
- No substance other than oil as described in this rule is permitted to be added to petrol used in competition.
- If requested, a team representative must advise relevant officials which brand / type and ratio of oil being used.

Fuel testing:

Fuels, oils and fuel/oil mixtures will be tested for compliance with competition regulations. These substances may also be comparatively tested against a base sample at competitions. If these substances return test results outside the tolerances set for the base sample, the substances will be deemed non-compliant, must not be used for competition and will be dealt with as per section 4 under non-compliance.

Fuel Safety:

Please refer to the fuel safety guidelines listed in the appendix of this bulletin.

PLEASE NOTE- Environmental issues have been noted where in the event of a craft being 'rolled over' at sea, some club members have carried out the approved 'roll over' procedure on the beach. This will NOT be tolerated; these motors must be taken to the designated wash down area for repair.

COMMUNICATION AND VIDEO DEVICES ON IRBs






Competitors are not permitted to use any electronic communication devices (either attached to a craft or to their person) from the commencement of, to the completion of a race.

The use of one video camera attached to an IRB is permitted provided it is installed on a mounting device and toggle strap supplied or recommended by the manufacturer of the device.

Installation shall be permitted only on the transom or cowling of the motor.

The IRB Driver (only) is also permitted to have a video camera on a helmet, worn by them, provided that the camera is installed on a mounting device and toggle strap supplied or recommended by the manufacturer of the device.

HELMETS

SLSA Approved Helmets		
Bern Brighton H2O Bern Macon H2O	Mission Sports	
Gath Gedi Gath SFC	Gath Helmets	
Predator Uno Predator Short Cut	Predator Helmets Australia	
Sharkskin H-8800	Aquanaut Pty. Ltd.	
Vaikobi Helmets	Vaikobi Helmets	

PERSONAL PROTECTIVE EQUIPMENT

- All certified level 50 Australian Standard (AS4758) life jackets are approved for IRB competitions, these must be in high visibility (conspicuous) colour
- **Note.** Level 50S that do not meet SLSA branding are not permitted
- Those listed below are approved for lifesaving operations and IRB competition

SLSA Approved Lifejackets		
Superior PFD	Ultra PFD	
West Surfing PFD	Nalu Trading Company Pty Ltd <i>trading as West Surfing</i>	
Jetpilot Cause/Eneo Vest	JPI	
Ripcurl (level 50S)	Approved for Victoria Competitors	

GENERAL OPERATOR AND GEAR AND EQUIPMENT SAFETY

- All IRB equipment must be free of sharp edges. If a sharp edge is identified in scrutineering it will be required to be rendered safe.
- Gear and Equipment must be operated in a safe manner. Please refer to the SLSA Powercraft Code of Conduct in the appendix.

APPENDIX

(A) OUTBOARD MOTOR MODIFICATIONS

Modifications must be carried out in line with manufacturer guidelines and fitting instructions.

REMOVE

1. Remove- tilt mechanism

Please refer to the manufacturer's guidelines for the correct removal of this part.

2. Remove- tilt lock mechanism

Please refer to the manufacturer's guidelines for the correct removal of this part.

3. Remove- in gear start lock out

Please refer to the manufacturer's guidelines for the correct removal of this part.


4. Remove- steering bracket centre turning lug

The centre turning lug located on the steering bracket is the **only** lug that is approved for removal. The turning angle of the motor is to be 44 degrees. A +/- 5% tolerance will be allowed for general wear and tear, however the turning angle must not exceed 46.1 degrees.

Photo 1(below): Steering bracket with centre turning lug in situ.



Photo 2 (below): Steering bracket with centre turning lug removed



The removal of turning stops is **not** permitted

Photo 3 (below): Steering bracket with the turning stop removed





ADD



1. Pull start cord extension piece

Mid Coast Marine	PSP Engineering




2. Stainless steel spin clamps

Mid Coast Marine	PSP Engineering
	
(5/8 UNC Thread)	(M14 and 5/8 UNC Thread)



3. Cowling restraint straps (Max 2)

Mid Coast Marine	PSP Engineering
	


4. Toggle kill switch

Mercury Quicksilver (Part # 87-14222M)	Thundercat Inflatables	
		



5. Tilt friction kit

Mid Coast Marine	PSP Engineering
 <ol style="list-style-type: none"> 1. End cap -optional 2. Nyloc Nut 3. Small Stainless Steel washer (42x23mm) 4. Friction Washer (50x23mm) 5. Nylon Bush 6. Solid Stainless Steel Tilt Rod 7. Nylon Bush 8. Friction Washer (50x23mm) 9. Standard nut (Optional to have Nyloc nut) 10. End Cap -optional 	 <p>(Friction Washers)</p>



6. Tilt pin sleeve

Mid Coast Marine	PSP Engineering
	<p>N/A</p>

7. Spark plug waterproof boots

TOHATSU PART	MERCURY PART (QUICKSILVER)
	


8. Steering compression tube

Mid Coast Marine	PSP Engineering
	


9. Solid engine mounts

Mid Coast Marine	PSP Engineering
	



10. Solid stainless steel tilt bolt

Mid Coast Marine	PSP Engineering
	<p style="text-align: center;">N/A</p>


11. Throttle linkage kit

Mid Coast Marine	PSP Engineering
 <p>The image contains four photographs of throttle linkage components. The top-left photo shows a component labeled 'A' with a green arrow. The top-right photo shows a component labeled 'B' with a green arrow. The bottom-left photo shows a component labeled 'C' with a green arrow. The bottom-right photo shows three components labeled 'A', 'B', and 'C' with green arrows.</p>	<p>N/A</p>

12. Bottom cowling (pan) mounts

Mid Coast Marine	PSP Engineering
 <p>A yellow plastic bottom cowling (pan) mount, shown in its packaging. The packaging is a clear plastic blister pack with a yellow lid, and the mount is visible through the clear plastic.</p>	 <p>A black plastic bottom cowling (pan) mount and a metal bolt. The mount is a small, rectangular, black plastic piece. The bolt is a metal bolt with a hexagonal head and a threaded shaft.</p>

13. Transom brackets



REINFORCE


1. Steering bracket

The steering bracket is strengthened by welding a piece of 6mm laser cut alloy plate to the underside section of the tiller handle pivot point of the steering bracket.



2. Swivel

This is done by folding a 6mm alloy plate and welding it to the swivel bracket in the shallow drive mechanism section of the bracket.



(B) FUEL SAFETY



This document clarifies the storage, containment and refilling procedures of fuels used during the conduct of the SLSA IRB Interstate Championships and Australian Inflatable Rescue Boat Championships.

This document should be used in conjunction with:

Material Safety Data Sheet (MSDS), Infosafe number – AMPHO, Issue date – May 2009

POISONS INFORMATION

A current material safety data sheet will be posted at the fuel marshalling area for all fuels used at the championships.

Additional copies of these will be made available to competitors and management upon request.

PERSONAL PROTECTION EQUIPMENT

When handling fuels it is recommended to use the following personal protection equipment:

- Protective gloves
- Safety glasses / protective eyewear

TRANSPORT

This material is classified as a Class 3 (flammable liquid) Dangerous goods according to the Australian code for the transport of dangerous goods and thus is incompatible to be transported with any of the following –

- Explosives
- Flammable gases
- Toxic gases
- Spontaneously combustible materials
- Peroxides
- Infectious substances
- Radioactive materials.

FUEL MARSHALLING AREA

The fuel marshalling area will be located on the beach adjacent to the competition arena. This area will be a fenced compound approximately 5 metres x 5 metres in size.

The compound will be well ventilated.

The compound will be adequately protected from the sun by a shade shelter.

STORAGE

All fuel containers will be stored in the fuel marshalling area and monitored by fuel marshals. No fuels are to be stored in club tents.

All fuels will be stored in containers of an approved type - typically 20 to 30 litres in capacity which are checked regularly for damage and leaks.

All fuel containers to be clearly labelled: **“PREMIUM UNLEADED FUEL”**

All fuel containers must also be **“CLEARLY LABELLED”** with the name of the surf lifesaving club that they belong to.

STORAGE TIMES

The fuel marshalling area will be operational for the duration of the events.

Operating times will vary with approximately two hours prior to commencement of racing and one hour after conclusion of racing.

All fuel substances will be removed from the beach outside of these times.



DE CANTING / CONTAINMENT

All fuel will be de-canted from fuel containers to IRB fuel cells on a purpose built fuel catchment container located in front of the fuel marshalling area.

Correct decanting equipment must be used at all times.

Syphoning fuels by mouth is not allowed.

No refuelling will take place inside the IRB's or on the water's edge.

In case of fuel spill outside the fuel catchment container participants should make all efforts to contain the spill as quickly as possible.

A fuel spill kit will be located at the fuel marshalling area at all times.

FIRE SAFETY

The fuel marshalling compound will be clearly sign posted with signage of a similar type to the following:

“NO NAKED LIGHTS / NO SMOKING WITHIN 20 METRES” or “DANGER FLAMMABLE LIQUIDS”

There is absolutely no smoking within 20 metres of the fuel marshalling area.

The use of two way radios and mobile telephones around the refueling area is expressly prohibited.

A fire extinguisher of type carbon dioxide, dry chemical foam will be located at the fuel marshalling area at all times.

A fire blanket will be available for use at the marshalling compound.

FIRE FIGHTING

In case of fire emergency, and if safe to do so, a fire extinguisher of type: Carbon dioxide, dry chemical foam is to be used.

For smaller fires a fire blanket, of approved type may be of use.

DISPOSAL

All fuel, fuel mixes and oils shall be removed from the event site.

Any clubs wishing to dispose of fuels during or at the completion of the event shall dispose of these in bulk storage drums of an approved type that will be made available at the venue.

Alternatively, dispose of any waste according to applicable local and national regulations. Labels should not be removed from containers until they have been cleaned. Do not cut, puncture or weld on or near containers. Empty containers may contain hazardous residues. Contaminated containers must not be treated as household waste. Containers should be cleaned by appropriate methods and then re-used or disposed of as appropriate. Do not incinerate closed containers. Advise flammable nature.

NO FUELS ARE TO BE DISPOSED OF ANY OTHER WAY

Note: Any club or individual found disposing of fuels in waterways, drains, road gutters or other open areas will be subjected to disciplinary action and may be referred to authorities for possible prosecution.



FIRST AID

- Shower and freshwater eye wash facilities will be available at the surf lifesaving clubhouse.
- A portable eye wash bottle will be available at the fuel marshalling area.
- First aid facilities and personnel will be available at all times during conduct of the event.

RISK MATRIX

RISK	RISK TYPE	PREVENTION	CONTROL
Fire / Explosion	Personal / Environmental	Approved warning signage Approved container types Correct decanting procedures No naked flames / smoking No radios or mobile phones Correct storage Shaded storage area	Fire extinguisher Fire blanket Refer to MSDS documents In emergency call 000 Seek medical assistance
Inhalation	Personal	Ensure well-ventilated area Wear PPE.	Refer to MSDS documents Remove from contaminated area Seek medical assistance
Skin absorption / eye contact	Personal	Only decanter at filling station Use protective eyewear Wear protective gloves Use correct decanting equipment	Wash with fresh water and soap Refer to MSDS documents Seek medical assistance
Ingestion	Personal	Containers clearly labelled Only decanter at filling station Use correct decanting equipment No syphoning by mouth.	Do not induce vomiting Flush mouth and lips with water Refer to MSDS documents Seek medical assistance
Spillage	Environmental	Approved container types Only decanter at filling station Use correct decanting equipment No filling at waters edge	Contain spill Spill kit available



Powercraft Code of Conduct

Safety

Ensure the safety of yourself, your crew and the public. Regularly assess risk while operating powercraft and promote safety at every opportunity.

Limitations

Understand the limitations of your craft and crew in different conditions. Always aim to maintain a high level of competency.

Search and Rescue

SLS powercraft are part of emergency service operations. Always have your craft ready to respond and follow standard operating procedures.

Craft

Your craft is highly visible. Always demonstrate a culture of safety and respect the rights of others in the water.



(E) REFERENCES

For additional information on IRB equipment and competition, please refer to the following resources:

1. SLSA Lifesaving Gear and Equipment Specifications <http://sls.com.au/members/lifesaving/gear-equipment>
2. SLSA Approved Gear and Equipment List <http://sls.com.au/members/lifesaving/gear-equipment>
3. SLSA Outboard Motor Sealing and Re-sealing Process <http://sls.com.au/members/lifesaving/gear-equipment>
4. SLSA Surf Sports Manual = Members Portal- Sport- Technical & Rules
5. SLSA Club Mail (circulars and bulletins) = Members Portal Library