

**Center for Applied Research in the Apostolate  
Georgetown University  
Washington, DC**

**Statistical Overview of  
Catholic Priests' Formation  
in the United States for 2022-2023**



**June 2023**

**Michal J. Kramarek, Ph.D.  
Thomas P. Gaunt, S.J., Ph.D.  
Maria Andronicou, M.A.**



© CARA, June 2023

CARA was founded by Catholic leaders in 1964 to put social science research tools at the service of the Catholic Church in the United States.

For information on CARA and its mission of research, analysis, and planning, contact:

**Center for Applied Research in the Apostolate  
Georgetown University  
2300 Wisconsin Avenue NW, Suite 400A  
Washington, DC 20007**

**[CARA.georgetown.edu](http://CARA.georgetown.edu)**

# Contents

<b>Introduction .....</b>	<b>1</b>
<b>Overall Seminary Enrollment .....</b>	<b>2</b>
Seminarians by Seminary Type.....	2
Seminarians in Pre-Theology and Theology by Level of Seminary Education .....	3
Seminarians in Pre-Theology and Theology by Program Type and Institution.....	4
Foreign-Born Seminarians in Pre-Theology and Theology by Ministry .....	5
Seminarians in Pre-Theology and Theology by Type of Priesthood.....	6
<b>Theologates.....</b>	<b>7</b>
Seminarians in Theologates by Type of Priesthood.....	7
Theologates by Size of Enrollment.....	8
Seminarians in Theologates by Year of Study for the Priesthood .....	9
Seminarians in Theologates by Age .....	10
Seminarians in Theologates by Race and Ethnic Background.....	11
List of Theologates.....	12
List of Canonical Degree-Granting Theologates.....	13
Average Cost of Tuition, Room and Board in Theologates .....	14
<b>College Seminaries.....</b>	<b>15</b>
Seminarians in College Seminaries by Seminary Type .....	15
Seminarians in College Seminaries by Year of Study .....	16
Seminarians in College Seminaries by Age .....	17
Seminarians in College Seminaries by Race and Ethnic Background.....	18
List of Free-Standing College Seminaries .....	19
Average Cost of Tuition, Room and Board in Free-Standing College Seminaries .....	20
List of Collaborative College Seminaries .....	21
Average Cost of Tuition, Room and Board in Collaborative College Seminaries .....	22
<b>High School Seminaries.....</b>	<b>23</b>
List of High School Seminaries .....	23
Average Cost of Tuition, Room and Board in High School Seminaries.....	23
<b>Methodology and End Notes .....</b>	<b>24</b>
Note about Methodology.....	24
Endnotes.....	25

## Introduction

Beginning with the 1967-1968 academic year, CARA has been collecting enrollment data for priesthood formation programs at the theologate, college, and high school levels in the United States. CARA also collects data about U.S. seminarians from the only priesthood formation program abroad that is sponsored by the hierarchy of the United States – the Pontifical North American College in Rome. Another program located outside the United States that is included in these counts is Seminario Hispano de Santa Maria de Guadalupe in Mexico City. This seminary was established in 2000 by the Archdiocese of Mexico and accepts Hispanic students from dioceses in the United States who have a particular ministry to Hispanic Catholics in the United States.

Notably, some theologates, as well as some other universities and academic departments, have special approval of the Congregation for Catholic Education and operate under special norms determined by the Holy See. These norms include the requirement that faculty members meet particular qualifications, including an upper-level canonical degree, and that the President, Rector, or Dean be appointed or confirmed by the Holy See. These faculties are entrusted with “the task of preparing with special care students for the priestly ministry, for teaching the sacred sciences, and for the more arduous tasks of the apostolate” (Apostolic Constitution *Sapientia Christiana*, April 29, 1979, Foreword III). CARA collects data about seminarians from six ecclesiastical faculties of theology that grant canonical degrees under the authority of their own ecclesiastical faculty in the United States<sup>1</sup>:

- School of Theology, St. Mary’s Seminary and University, MD
- Faculty of Theology, The Catholic University of America, DC
- Ecclesiastical Faculty of the Boston College School of Theology and Ministry, MA
- Faculty of Theology of the University of St. Mary of the Lake, Mundelein Seminary, IL
- Pontifical Faculty of Theology of the Immaculate Conception, Dominican House of Studies, DC
- Ecclesiastical Faculty of the Jesuit School of Theology of Santa Clara University, CA

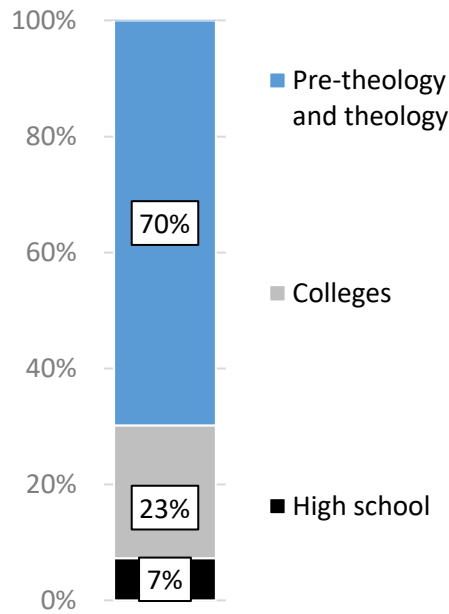
## Overall Seminary Enrollment

### Seminarians by Seminary Type

During the 2022-2023 academic year, enrollment in the post-baccalaureate level of priestly formation (i.e., pre-theology and theology) in colleges and theologates totaled 2,759 seminarians. This was about the same as in previous year and a continuation of relatively slow long-term decline from 6,426 seminarians in 1970-1971, 4,187 in 1980-1981, 3,573 in 1990-1991, 3,483 in 2000-2001, 3,608 in 2010-2011, and 3,110 in 2020-2021.

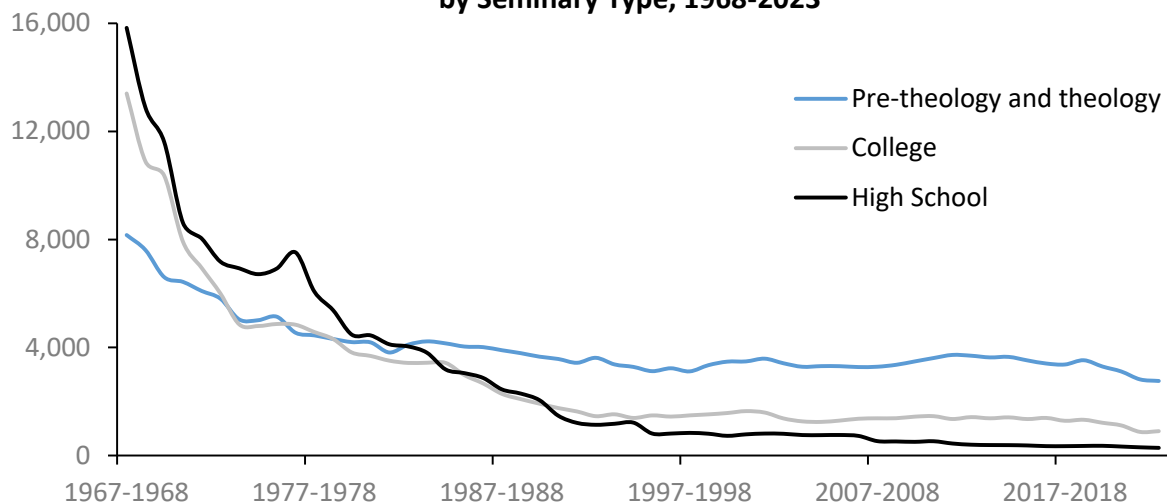
College seminary enrollment (excluding pre-theology seminarians in colleges) totaled 905 seminarians. This was about the same as in previous year and a continuation of a long-term decline from 7,917 seminarians in 1970-1971, 3,689 in 1980-1981, 1,760 in 1990-1991, 1,647 in 2000-2001, 1,460 in 2010-2011, and 1,118 in 2020-2021.

**Percentage of Seminarians, by Seminary Type, 2022-2023**



High school seminary enrollment stood at 287 seminarians. This was a decrease of 7% since the previous year and the steepest decline, from 8,611 seminarians in 1970-1971, 4,448 in 1980-1981, 1,476 in 1990-1991, 787 in 2000-2001, 532 in 2010-2011, and 336 in 2020-2021.

**Number of Seminarians, by Seminary Type, 1968-2023**



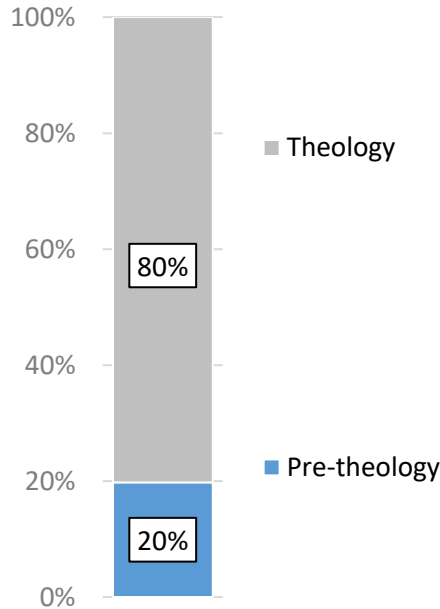
## Seminarians in Pre-Theology and Theology by Level of Seminary Education

During the 2022-2023 academic year, there were 2,759 seminarians in pre-theology and theology (in colleges and theologates). Out of this number:

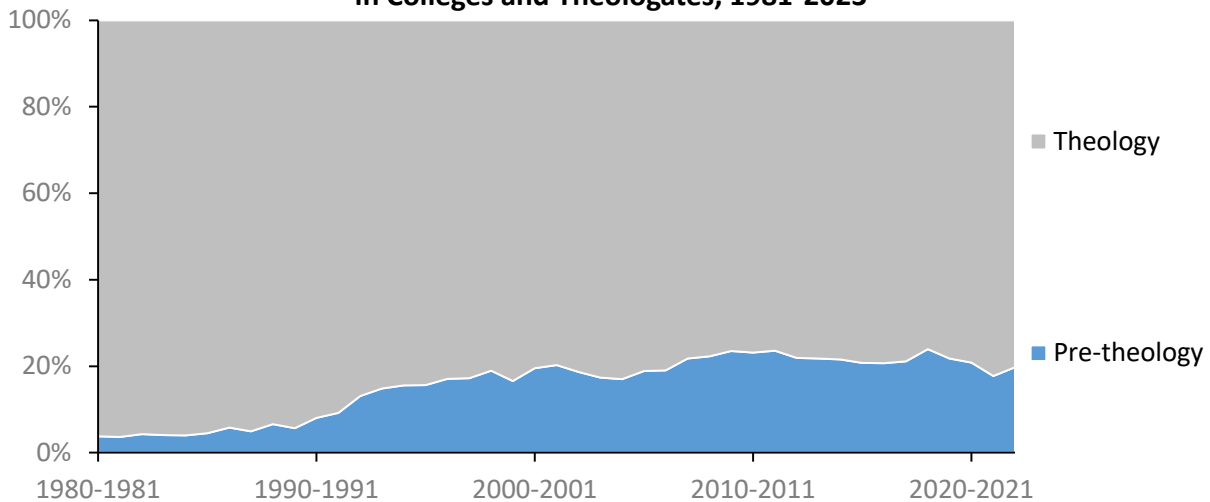
Four in five seminarians (80%) were enrolled in theology programs, in 2022-2023 (and 82% a year before). Since 1980-1981, the percentage of these seminarians averaged 84% and ranged between 76% and 96%.

One in five seminarians (20%) was enrolled in pre-theology (in college seminaries and theologates) programs,<sup>2</sup> in 2022-2023 (and 18% a year before). As enrollment in college seminaries declined and as more men applied for seminary with a college degree in hand, the need for pre-theology programs has increased. Thus, the share of pre-theology seminarians has been increasing in the long term. Since 1980-1981, the percentage of these seminarians averaged 16% and ranged between 4% and 24%.

**Distribution of Seminarians in Pre-Theology and Theology, in Colleges and Theologates, 2022-2023**



**Percentage of Seminarians in Pre-Theology and Theology, in Colleges and Theologates, 1981-2023**



## Seminarians in Pre-Theology and Theology by Program Type and Institution

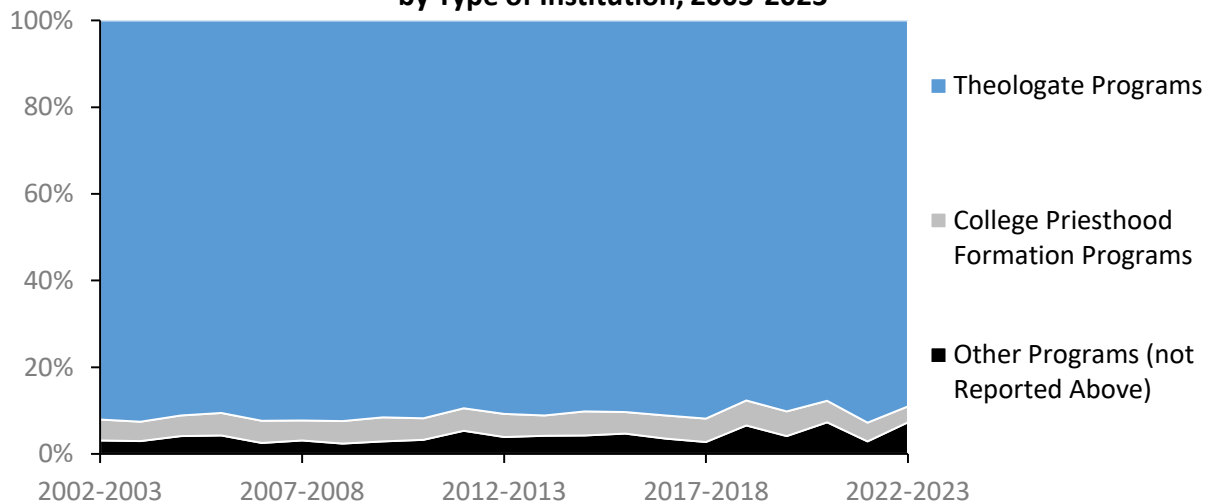
During the 2022-2023 academic year, there were 2,759 seminarians in pre-theology and theology (in colleges and theologates). Out of this number: nine in ten seminarians (89%) were enrolled in theologate programs, in 2022-2023 (and 93% a year before). Since 2002-2003, the percentage of these seminarians averaged 91% and ranged between 88% and 93%. If the trend continues, 89% of seminarians  $\pm 2\%$  will be enrolled in theologate programs, in 2027-2028.

<b>Distribution of Seminarians Enrolled in Pre-Theology and Theology, in ....., 2022-2023</b>	
	Seminarians [%]
<b>Theologate Programs</b>	<b>89</b>
Theology at Theologates	76
Pre-Theology at Theologates	13
<b>College Priesthood Formation Programs</b>	<b>3</b>
Pre-theology at Free-Standing College Seminaries	2
Pre-Theology at Collaborative College Seminaries	1
<b>Other Programs (not Reported Above)</b>	<b>7</b>
Theology	4
Pre-Theology	3
<b>All Programs in Pre-Theology and Theology</b>	<b>100</b>

One in ten seminarians (7%) were enrolled in other programs (not reported above), in 2022-2023 (and 3% a year before). This included 4% in theology and 3% in pre-theology at houses of formation. Since 2002-2003, the percentage of these seminarians averaged 4% and ranged between 2% and 7%. If the trend continues, 6% of seminarians  $\pm 3\%$  will be enrolled in other programs, in 2027-2028.

Relatively few seminarians (4%) were enrolled in college priesthood formation programs, in 2022-2023 (and 4% a year before). This included 1% in pre-theology at collaborative college seminaries and 2% in pre-theology at free-standing college seminaries. Since 2002-2003, the percentage of these seminarians averaged 5% and ranged between 4% and 6%. If the trend continues, 4% of seminarians  $\pm 1\%$  will be enrolled in college priesthood formation programs, in 2027-2028.

**Percentage of Seminarians Enrolled in Pre-Theology and Theology, by Type of Institution, 2003-2023**



## Foreign-Born Seminarians in Pre-Theology and Theology by Ministry

During the 2022-2023 academic year, there were 2,759 seminarians in pre-theology and theology (in colleges and theologates). Out of this number, one quarter of (24%) were born abroad, in 2022-2023, (and 22% a year earlier). Since 2002-2003, their share in all programs averaged 21% and ranged between 12% and 28%.

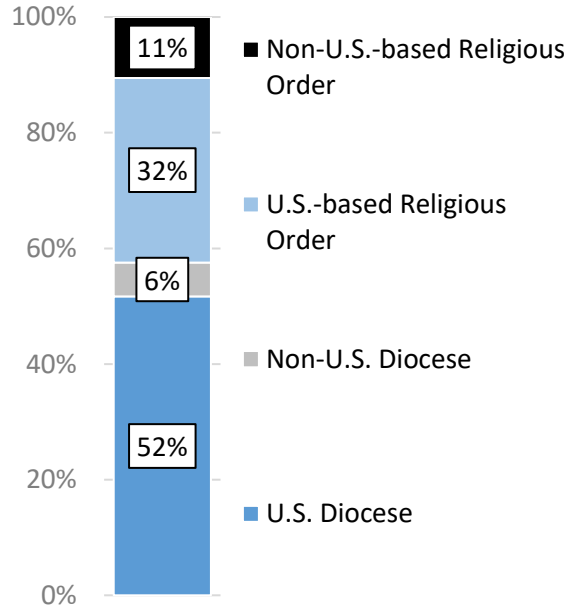
Half of foreign-born seminarians (52%) were preparing to be ordained for a U.S. diocese, in 2022-2023 (and 54%, in 2021-2022). Their share in all programs averaged 60% and ranged between 52% and 67%, since 2002-2003.

One in ten foreign-born seminarians (6%) were preparing to be ordained for a non-U.S. diocese, in 2022-2023 (and 10%, in 2021-2022). Their share in all programs averaged 11% and ranged between 6% and 23%, since 2002-2003.

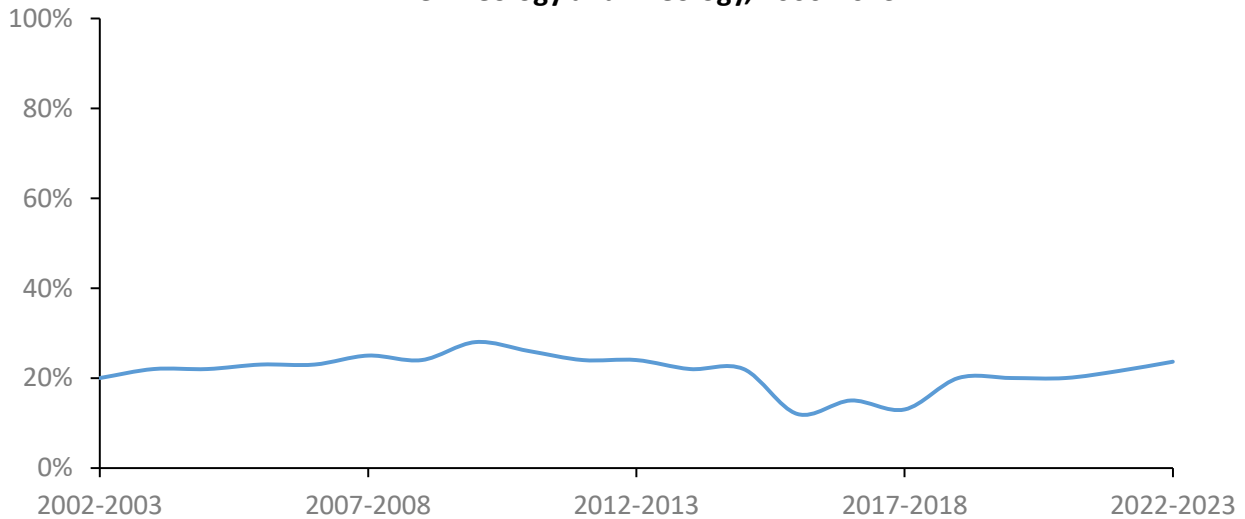
Three in ten foreign-born seminarians (32%) were preparing to be ordained for a U.S.-based religious order, in 2022-2023 (and 23%, in 2021-2022). Their share in all programs averaged 20% and ranged between 6% and 32%, since 2002-2003.

One in ten foreign-born seminarians (11%) were preparing to be ordained for a non-U.S.-based religious order, in 2022-2023 (and 14%, in 2021-2022). Their share in all programs averaged 9% and ranged between 4% and 14%, since 2002-2003.

**Distribution of Foreign-Born Seminarians Enrolled in Pre-Theology and Theology, by Designated Ministry, 2022-2023**



**Percentage of Foreign-Born Seminarians Among All Seminarians in Pre-Theology and Theology, 2006-2023**





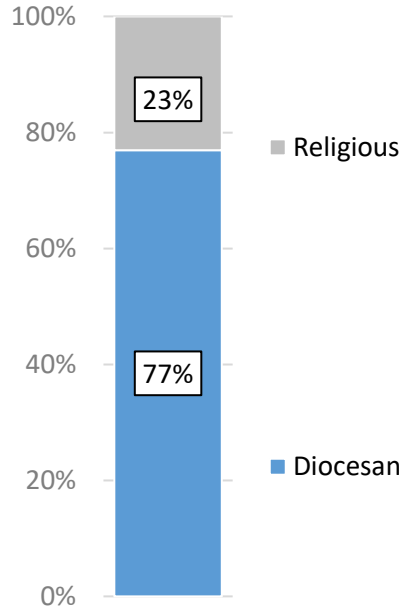
## Seminarians in Pre-Theology and Theology by Type of Priesthood

During the 2022-2023 academic year, there were 2,759 seminarians in pre-theology and theology (in colleges and theologates). Out of this number:

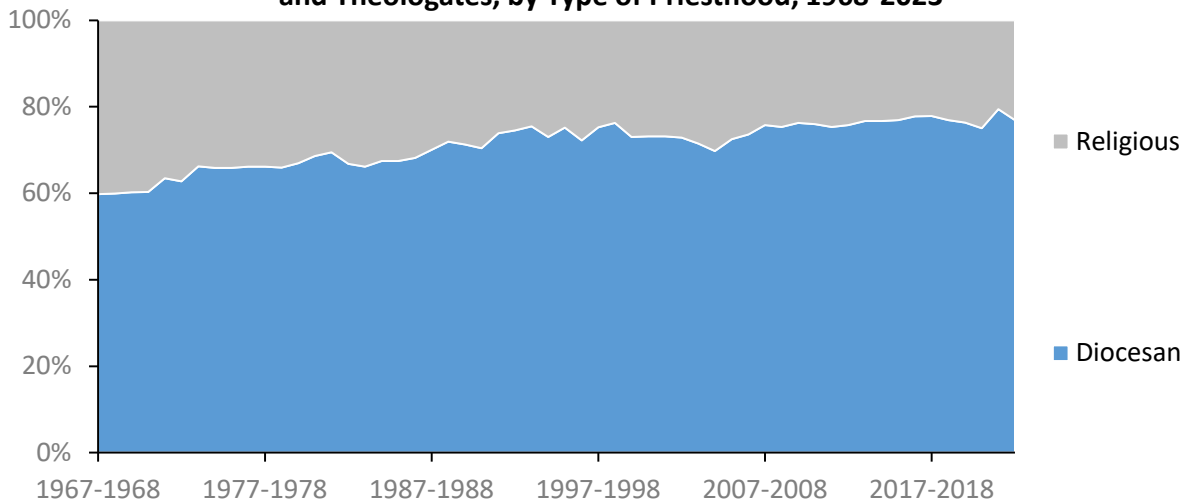
Three quarters of seminarians (77%) were candidates to diocesan priesthood, in 2022-2023 (and 79% a year before). Since 1967-1968, the percentage of these seminarians averaged 71% and ranged between 60% and 79%.

One quarter of seminarians (23%) were candidates to religious priesthood, in 2022-2023 (and 21% a year before). Since 1967-1968, the percentage of these seminarians averaged 29% and ranged between 21% and 40%.

**Distribution of Seminarians in Pre-Theology and Theology, in Colleges and Theologates, by Type of Priesthood, 2022-2023**



**Percentage of Seminarians in Pre-Theology and Theology, in Colleges and Theologates, by Type of Priesthood, 1968-2023**



## Theologates

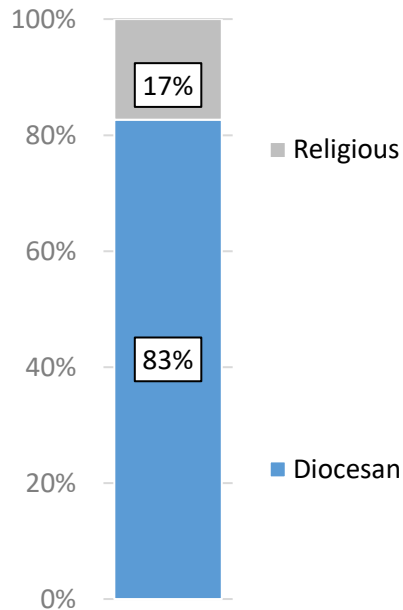
### Seminarians in Theologates by Type of Priesthood

During the 2022-2023 academic year, there were 2,458 seminarians in pre-theology and theology (in theologates only, not including college seminaries). Out of this number:

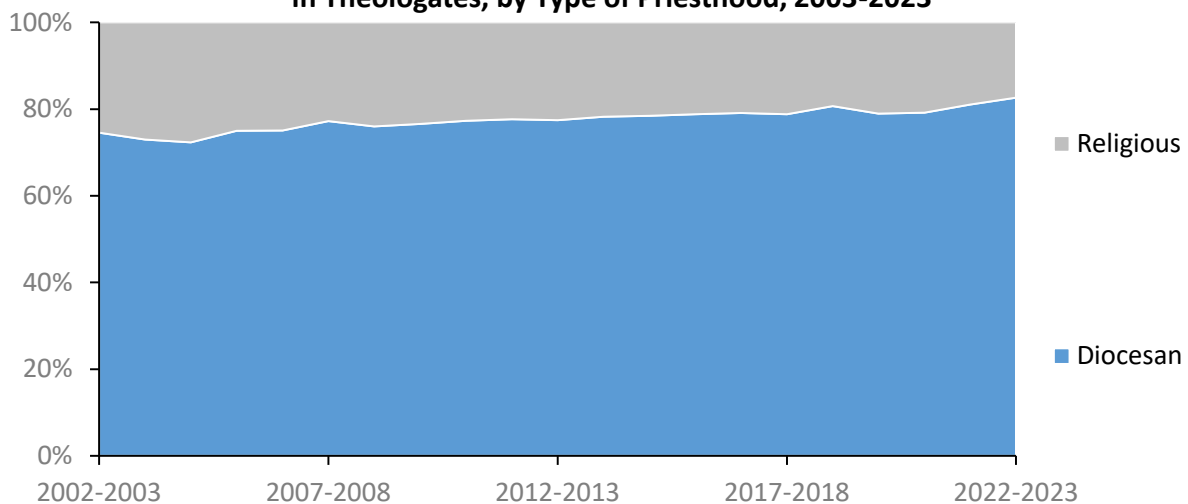
Four in five seminarians (83%) were candidates to diocesan priesthood, in 2022-2023 (and 81% a year before). Since 2002-2003, the percentage of these seminarians averaged 78% and ranged between 72% and 83%. If the trend continues, 83% of seminarians  $\pm 2\%$  will be preparing for diocesan priesthood, in 2027-2028.

One in five seminarians (17%) was a candidate to religious priesthood, in 2022-2023 (and 19% a year before). Since 2002-2003, the percentage of these seminarians averaged 22% and ranged between 17% and 28%. If the trend continues, 17% of seminarians  $\pm 2\%$  will be preparing for religious priesthood, in 2027-2028.

**Distribution of Seminarians in Pre-Theology and Theology, in Theologates, by Type of Priesthood, 2022-2023**



**Number of Seminarians in Pre-Theology and Theology, in Theologates, by Type of Priesthood, 2003-2023**



## Theologates by Size of Enrollment

In 2022-2023 academic year, there were 39 theologates (a decrease from 47 in 2002-2003). Out of this number:

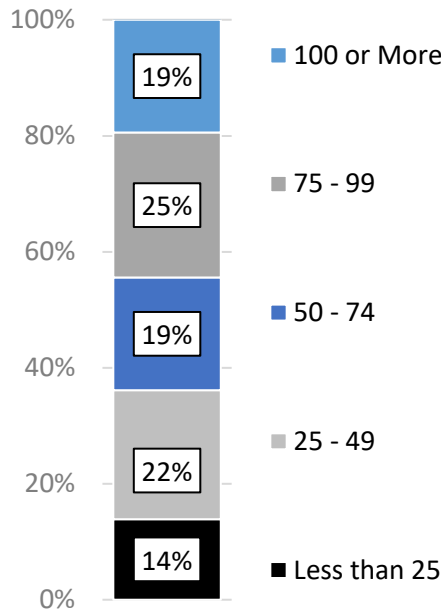
One quarter of theologates (25%) had an overall enrollment between 75 and 99 seminarians, in 2022-2023 (as compared to 28% a year before). Since 2002-2003, the percentage of theologates of this size averaged 21% and ranged between 15% and 28%.

One quarter of theologates (22%) had an overall enrollment between 25 and 49 seminarians, in 2022-2023 (as compared to 21% a year before). Since 2002-2003, the percentage of theologates of this size averaged 19% and ranged between 12% and 27%.

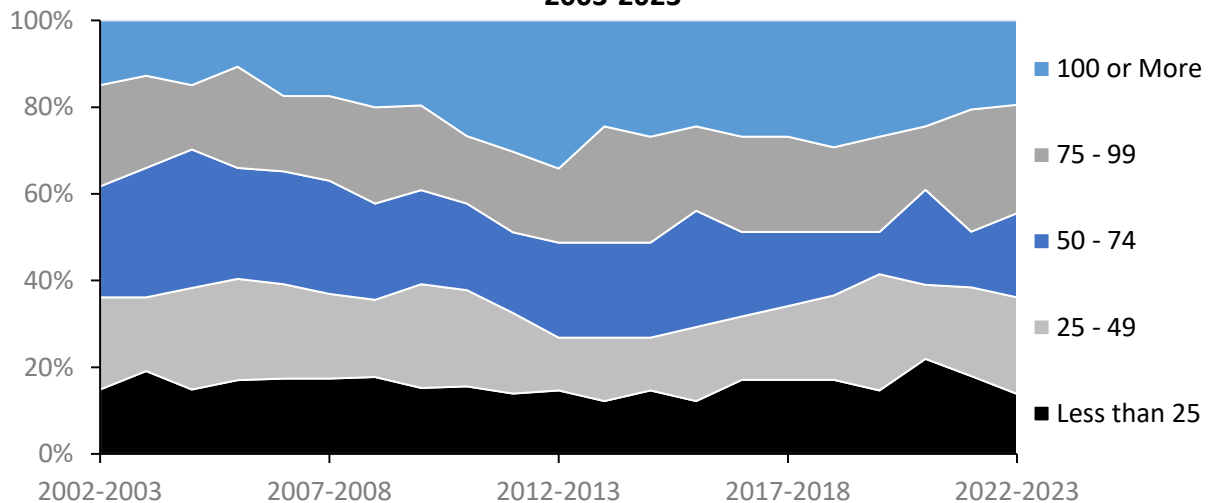
One in five theologates (19%) had an overall enrollment between 50 and 74 seminarians, in 2022-2023 (as compared to 13% a year before). Since 2002-2003, the percentage of theologates of this size averaged 22% and ranged between 10% and 32%.

One in five theologates (19%) had an overall enrollment of 100 or more seminarians, in 2022-2023 (as compared to 21% a year before). Since 2002-2003, the percentage of theologates of this size averaged 22% and ranged between 11% and 34%.

**Distribution of Theologates by Size of Enrollment, 2022-2023**



**Percentage of Theologates by Size of Enrollment, 2003-2023**

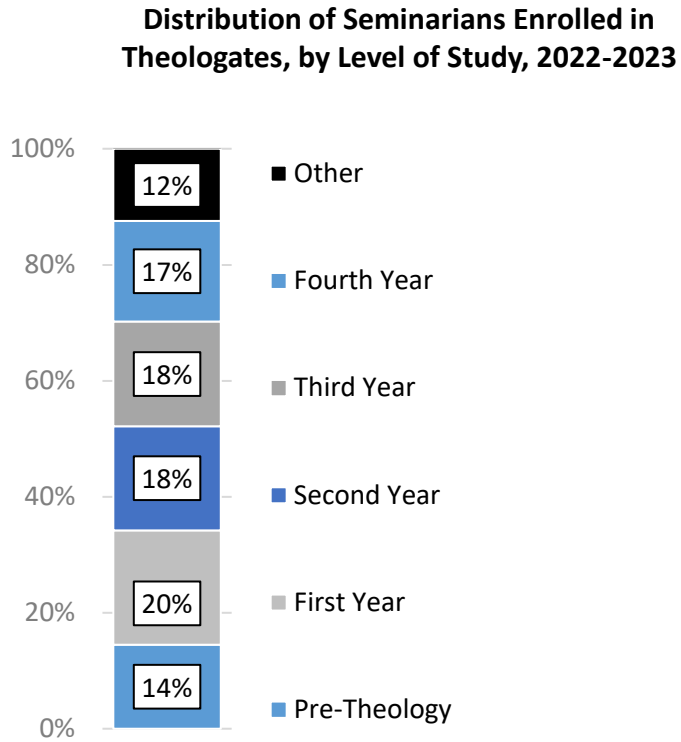


## Seminarians in Theologates by Year of Study for the Priesthood

Although individual exceptions occur, the typical pattern for seminarians entering their first year of theology is to have an undergraduate degree from a college seminary or to have completed a pre-theology program.

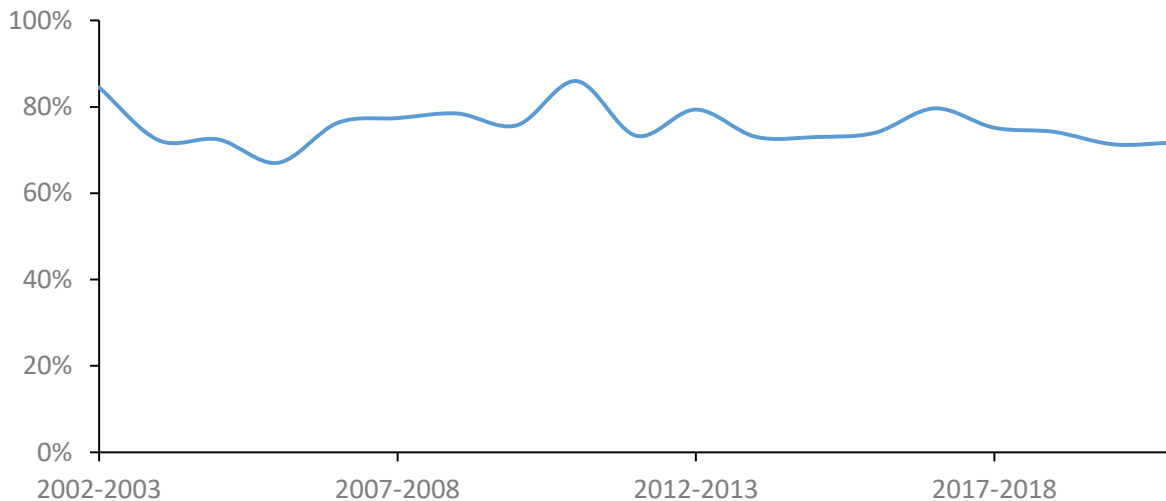
During the 2022-2023 academic year, there were 2,458 seminarians in pre-theology and theology (in theologates only, not including college seminaries) (a decrease of 6% since 2021-2022). Out of this number:

One in ten seminarians (14%) was enrolled in pre-theology. One in five (20%) was enrolled in first year. One in five (18%) was enrolled in second year. One in five (18%) was enrolled in third year. One in five (17%) was enrolled in fourth year. And, one in ten seminarians (12%) was enrolled in on some other status (including pastoral year, leave of absence, and other special circumstances), in 2022-2023 (and 12% a year before).



The chart below shows this retention rate for seminarians in theologates (i.e., the percentage of seminarians in the first year who were enrolled three years later in the fourth year). Out of all seminarians who began theologate study in 2019-2020, 72% were completing their fourth year, in 2022-2023. The average retention rate from 2010-2011 to 2022-2023 was 75% and fluctuated from 67% to 86%.

**Retention Rate for Seminarians in Theologates, 2003-2023**



## Seminarians in Theologates by Age

During the 2022-2023 academic year, there were 2,458 seminarians in pre-theology and theology (in theologates only, not including college seminaries) (a decrease of 6% since 2021-2022). Out of this number:

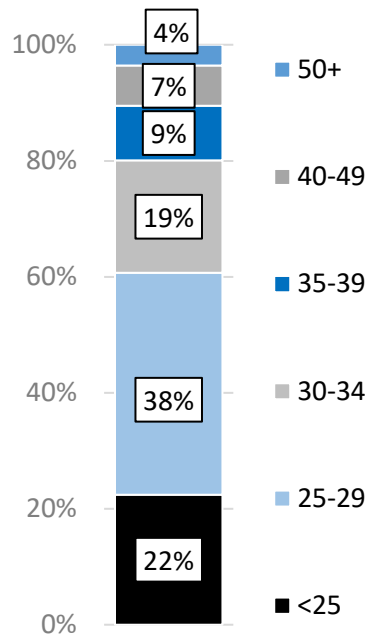
One in three seminarians in theologates (38%) were between 25 and 29, in 2022-2023 (and 39% a year before). Since 2002-2003, the percentage of seminarians in this age group averaged 35% and ranged between 27% and 41%.

One quarter of seminarians in theologates (22%) were under 25, in 2022-2023 (and 21% a year before). Since 2002-2003, the percentage of seminarians in this age group averaged 18% and ranged between 14% and 22%. If the trend continues, 24% of seminarians  $\pm 2\%$  will be under 25, in 2027-2028.

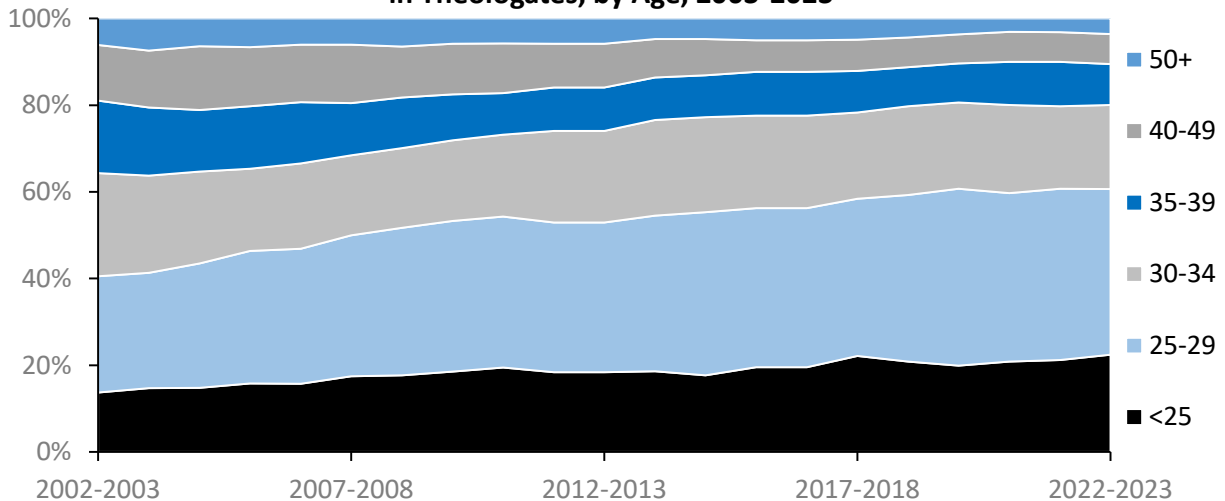
One in five seminarians in theologates (19%) were between 30 and 34, in 2022-2023 (and 19% a year before). Since 2002-2003, the percentage of seminarians in this age group averaged 20% and ranged between 18% and 24%. If the trend continues, 19% of seminarians  $\pm 4\%$  will be between 30 and 34, in 2027-2028.

One in ten seminarians in theologates (9%) were between 35 and 39, in 2022-2023 (and 10% a year before). Since 2002-2003, the percentage of seminarians in this age group averaged 11% and ranged between 9% and 17%.

**Percentage Distribution of Seminarians, in Theologates, by Age, 2022-2023**



**Percentage Distribution of Seminarians, in Theologates, by Age, 2003-2023**



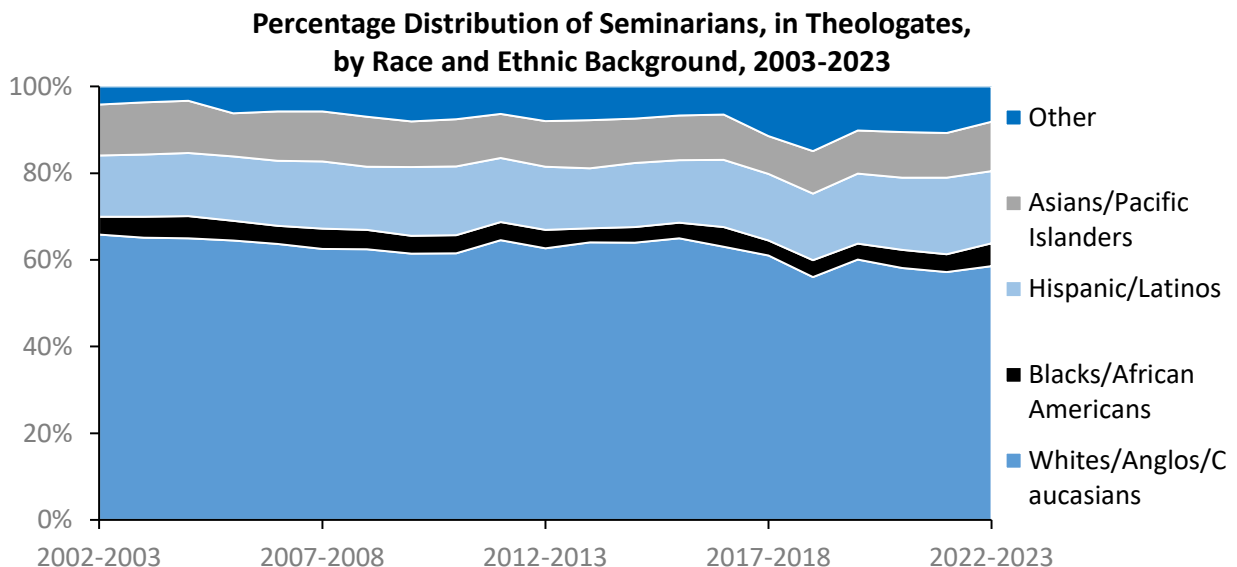
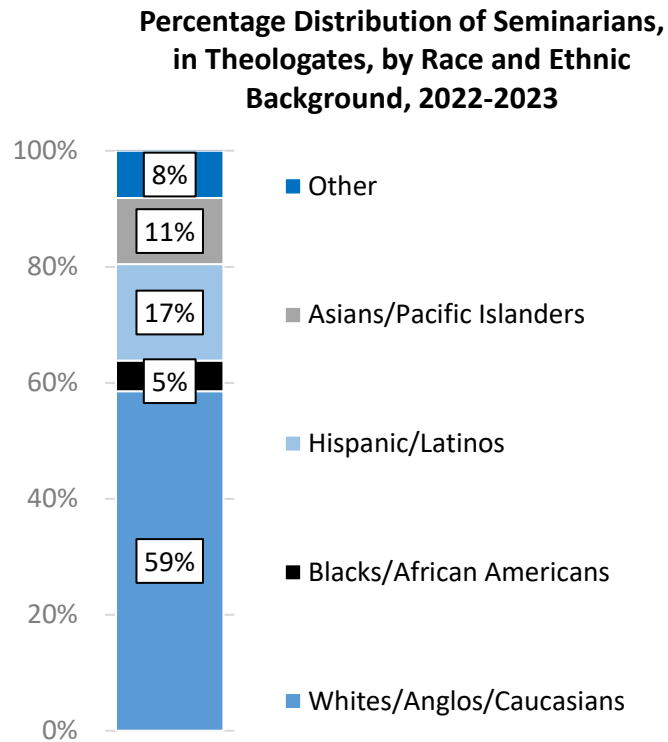
## Seminarians in Theologates by Race and Ethnic Background

The racial and ethnic distribution of theologate seminarians is gradually becoming more diverse. During the 2022-2023 academic year, there were 2,458 seminarians in pre-theology and theology (in theologates only, not including college seminaries). Out of this number:

Three in five seminarians in theologates (59%) were Whites/Anglos/Caucasians, in 2022-2023 (and 57% a year before). Since 2002-2003, the percentage of Whites/Anglos/Caucasians seminarians averaged 62% and ranged between 56% and 66%. If the trend continues, Whites/Anglos/Caucasians seminarians will constitute 57% of all seminarians  $\pm 3\%$  in 2027-2028.

One in five seminarians in theologates (17%) were Hispanics/Latinos, in 2022-2023 (and 18% a year before). Since 2002-2003, the percentage of Hispanics/Latinos seminarians averaged 15% and ranged between 14% and 18%. If the trend continues, Hispanics/Latinos seminarians will constitute 17% of all seminarians  $\pm 1\%$  in 2027-2028.

One in ten seminarians in theologates (11%) were Asians/Pacific Islanders, in 2022-2023 (and 10% a year before). Since 2002-2003, the percentage of Asians/Pacific Islanders seminarians averaged 11% and ranged between 9% and 12%. If the trend continues, Asians/Pacific Islanders seminarians will constitute 10% of all seminarians  $\pm 1\%$  in 2027-2028.



## List of Theologates

The table below lists the 37 theologates that prepare seminarians for the priesthood in the United States.<sup>3</sup>

<b>List of Theologates, 2022-2023</b>			
	<b>Tuition</b>	<b>Room &amp; Board</b>	<b>Seminarians ↓</b>
	<b>[\$]</b>	<b>[\$]</b>	<b>[#]</b>
Mount St. Mary's Seminary, MD	27,350	14,750	164
Notre Dame Seminary, LA	23,296	14,641	134
University of Saint Mary of the Lake/Mundelein Seminary, IL	16,317	6,488	132
St. John Vianney Theological Seminary, CO	27,602	14,863	119
St. Vincent de Paul Regional Seminary, FL	22,000	12,100	118
Saint Meinrad School of Theology, IN	32,082	18,714	111
Pontifical North American College	16,000	21,300	111
Immaculate Conception Seminary School of Theology, NJ	21,810	14,174	95
Kenrick School of Theology, MO	29,980	11,700	92
Catholic Theological Union, IL	23,232	.	92
St. John's Seminary, MA	28,060	13,173	88
St. John's Seminary School of Theology, CA	21,400	18,400	83
Athenaeum of Ohio - Mount St. Mary's of the West, OH	22,000	15,000	83
The Saint Paul Seminary School of Divinity, MN	25,800	13,880	83
Sacred Heart School of Theology, WI	21,290	14,160	82
St. Charles Borromeo Seminary - Theology Division, PA	24,954	15,494	79
St. Mary's Seminary & University, MD	25,291	18,455	72
Sacred Heart Major Seminary – School of Theology, MI	32,121	11,665	69
Oblate School of Theology, TX	24,860	15,587	66
St. Patrick's Seminary & University, CA	23,395	19,993	64
St. Joseph's Seminary, NY	19,600	15,400	61
St. Mary's Seminary, TX	17,436	11,000	54
Saint Vincent Seminary, PA	32,978	15,990	52
St. Mary Seminary and Graduate School of Theology, OH	10,120	9,250	43
Mount Angel Seminary - Theologate Division, OR	19,544	15,760	43
Pope St. John XXIII National Seminary, MA	26,500	14,500	43
Dominican School of Philosophy and Theology, CA	20,400	.	38
Moreau Seminary, IN	54,633	19,000	35
Jesuit School of Theology of Santa Clara University, CA	20,140	24,398	34
Boston College – School of Theology and Ministry, MA	32,292	.	32
Pontifical College Josephinum - School of Theology, OH	.	.	28
Aquinas Institute of Theology, MO	21,450	.	20
Franciscan School of Theology, CA	20,218	.	11
Byzantine Catholic Seminary of SS. Cyril and Methodius, PA	14,000	13,000	11
Saint John's School of Theology and Seminary, MN	17,730	5,400	9
Seminario Hispano de Santa Maria de Guadalupe, Mexico	25,600	.	7
Pontifical Faculty of the Immaculate Conception at the Dominican House of Studies, DC	17,088	.	.
<b>Average Costs and Total Enrollment</b>	<b>23,799</b>	<b>14,766</b>	<b>2,458</b>

## List of Canonical Degree-Granting Theologates

Some theologates, as well as some other universities and academic departments, have special approval of the Congregation for Catholic Education and operate under special norms determined by the Holy See. These norms include the requirement that faculty members meet particular qualifications, including an upper-level canonical degree, and that the President, Rector, or Dean be appointed or confirmed by the Holy See. These faculties are entrusted with “the task of preparing with special care students for the priestly ministry, for teaching the sacred sciences, and for the more arduous tasks of the apostolate” (Apostolic Constitution *Sapientia Christiana*, April 29, 1979, Foreword III). The table below shows number of faculty with a canonical degree and seminarians pursuing canonical degrees, in theologates preparing seminarians for priesthood in the United States.

### The Number of Faculty with a Canonical Degree and Seminarians Pursuing Canonical Degrees, in Theologates Preparing Seminarians for Priesthood in the United States, 2022-2023

Theologate ↓	Ecclesiastical Faculty		Seminarians Enrolled in		
	Full-time [#]	Part-time [#]	S.T.B. [#]	S.T.L. [#]	S.T.D. [#]
Boston College – School of Theology and Ministry, MA	14	4	0	0	0
Catholic University School of Theology and Religious Studies, DC	.	.	.	.	.
Jesuit School of Theology of Santa Clara University, CA	9	3	0	8	0
Mount Angel Seminary - Theologate Division, OR	4	5	6	0	0
Mount St. Mary's Seminary, MD	7	6	21	0	0
Oblate School of Theology, TX	4	0	0	0	0
Pontifical College Josephinum - School of Theology, OH	7	1	3	0	0
Pontifical Faculty of the Immaculate Conception at the Dominican House of Studies, DC	.	.	30	10	0
Pontifical North American College	8	3	70	29	0
Sacred Heart Major Seminary – School of Theology, MI	.	.	.	.	.
Saint Meinrad School of Theology, IN	7	.	7	0	0
Saint Vincent Seminary, PA	4	8	7	0	0
Seminario Hispano de Santa Maria de Guadalupe, Mexico	3	.	7	0	0
St. John Vianney Theological Seminary, CO	9	11	56	0	0
St. John's Seminary, MA	10	7	7	0	0
St. Joseph's Seminary, NY	15	3	61	0	0
St. Mary's Seminary & University, MD	8	7	63	9	0
St. Mary's Seminary, TX	6	5	23	0	0
St. Patrick's Seminary & University, CA	8	2	2	0	0
University of Saint Mary of the Lake/Mundelein Seminary, IL	18	14	39	6	0
<b>Total</b>	<b>141</b>	<b>79</b>	<b>402</b>	<b>62</b>	<b>0</b>



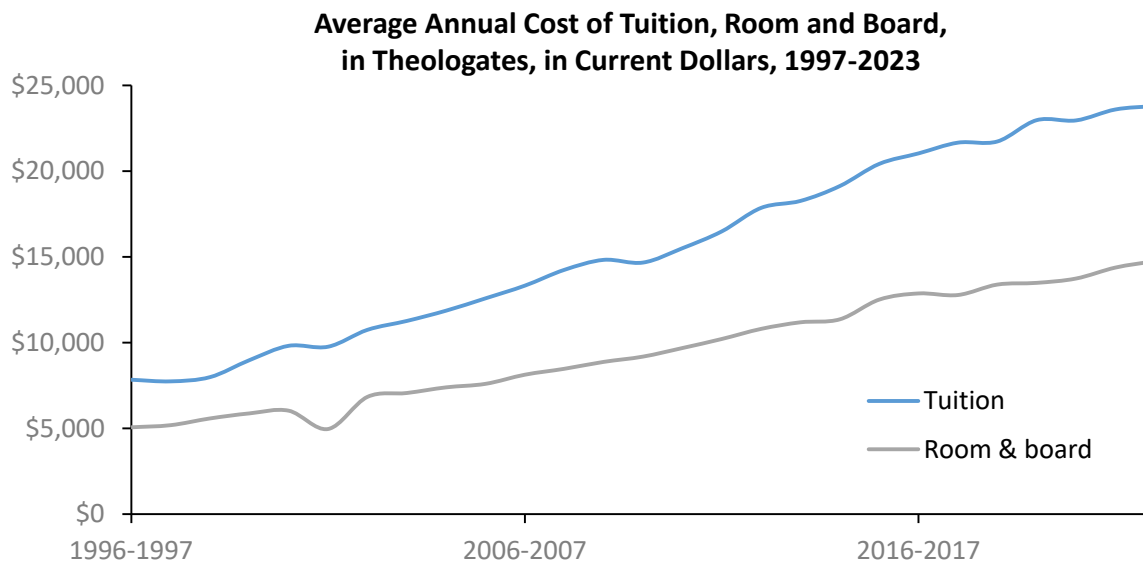
## Average Cost of Tuition, Room and Board in Theologates

<b>Annual Cost of Tuition, Room and Board, in Theologates, 2022-2023</b>			
	<b>Average</b>	<b>Median</b>	<b>Range</b>
	<b>[\$]</b>	<b>[\$]</b>	<b>[\$]</b>
Tuition	23,799	22,616	10,120 - 54,634
Room and board	14,767	14,750	5,400 - 24,398

Diocesan priesthood candidates typically live at the seminary and get their education and priestly formation at the theologate they attend. The average tuition was \$23,799 in theologates, in 2022-2023 (and \$23,597 a year earlier) and the median was \$22,616. Since 1996-1997, the tuition averaged \$15,594 and ranged between \$7,740 and \$23,799.

The average room and board for the programs that reported room and board separately was \$14,767 in theologates, in 2022-2023 (and \$14,388 a year earlier) and the median was \$14,750. Since 1996-1997, the room and board for the programs that reported room and board separately averaged \$9,535 and ranged between \$4,957 and \$14,767.

Notably, Seminario Hispano de Santa Maria de Guadalupe is excluded from these calculations since they have a single fee that covers the costs of both tuition and room and board. The other programs that do not report room and board are typically for religious priesthood candidates, who usually live in a house sponsored by their order and attend a nearby theologate for academic training.



## College Seminaries

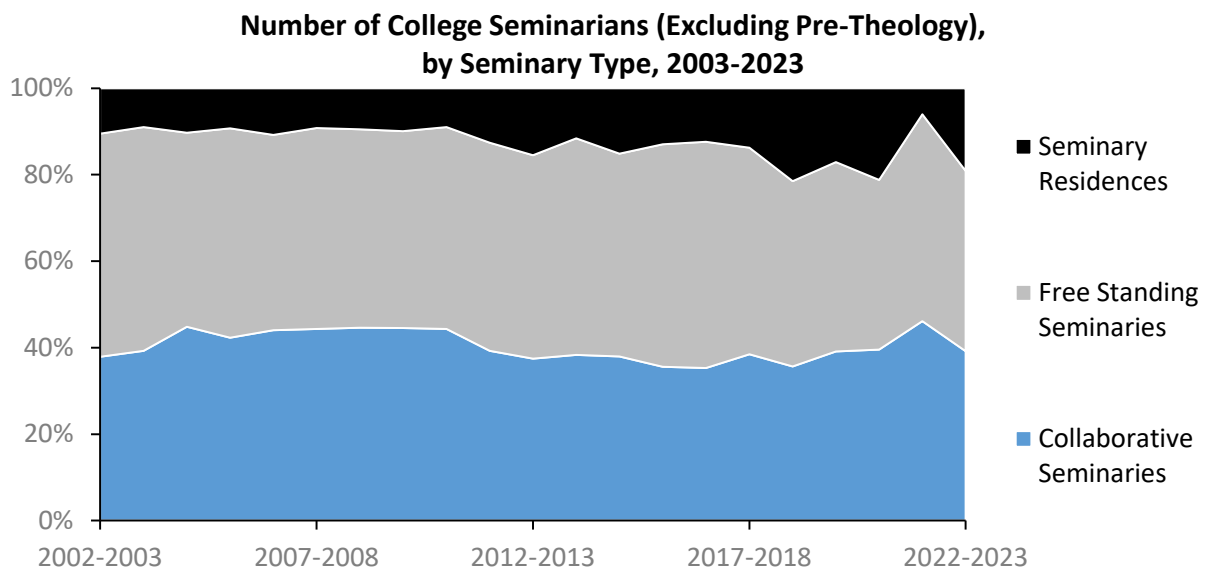
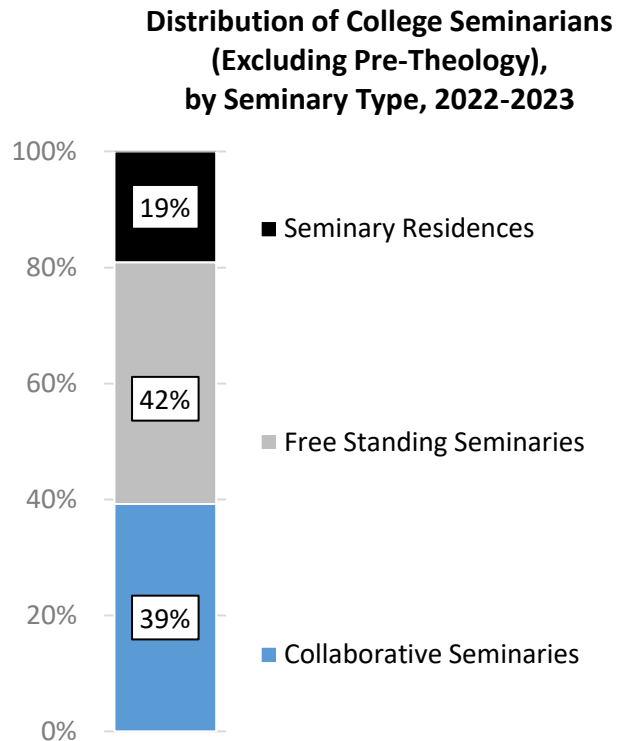
### Seminarians in College Seminaries by Seminary Type

College seminaries provide a broad liberal arts foundation and prepare men with the philosophy coursework required for entrance to a theologate. Moreover, these four years are intended to be a period of discernment. During the 2022-2023 academic year, there were 905 seminarians in college seminaries (excluding pre-theology, since pre-theology students are calculated in the theology-level counts). Out of this number:

Two in five seminarians (42%) were enrolled in free standing seminary programs, in 2022-2023. Since 2002-2003, the percentage of these seminarians averaged 47% and ranged between 39% and 52%.

Two in five seminarians (39%) were enrolled in collaborative seminary programs, in 2022-2023. Since 2002-2003, the percentage of these seminarians averaged 40% and ranged between 35% and 46%.

One in five seminarians (19%) were enrolled in seminary residence programs, in 2022-2023. Since 2002-2003, the percentage of these seminarians averaged 13% and ranged between 6% and 21%.

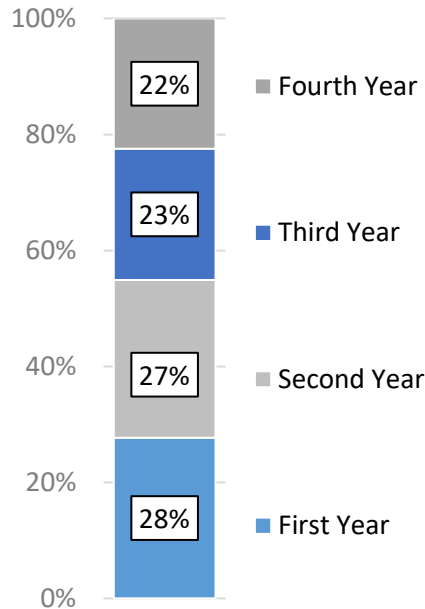


## Seminarians in College Seminaries by Year of Study

Although individual exceptions occur, the typical pattern for seminarians entering their first year of theology is to have an undergraduate degree from a college seminary or to have completed a pre-theology program.

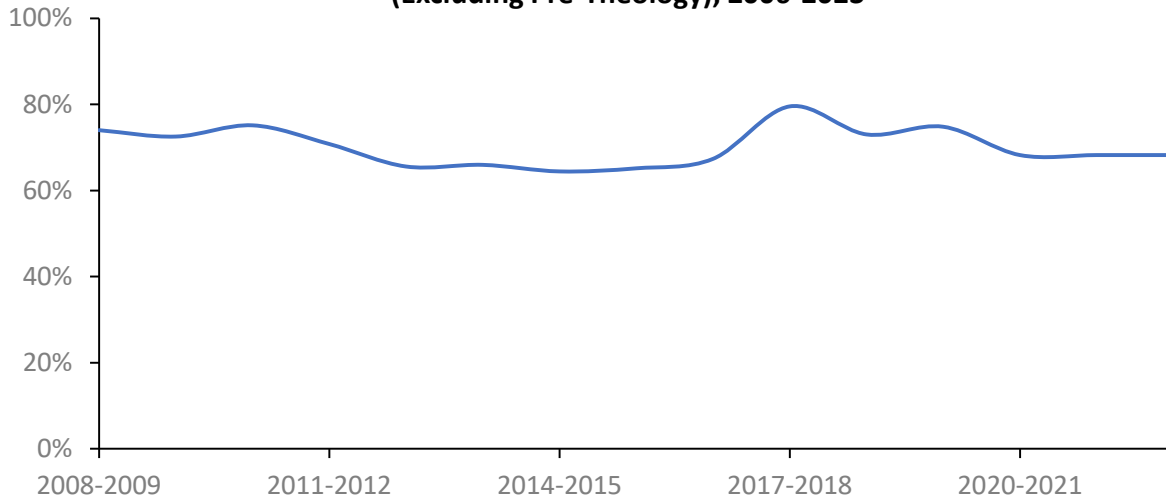
In 2022-2023, there were 905 seminarians in college seminaries (excluding pre-theology). Among them, 173 were enrolled in residential seminary programs and 732 were enrolled in collaborative and free-standing college programs including 690 enrolled in years 1-4 of college formation and 42 others (including ESL students). Out of these 690, one quarter of seminarians (28%) was enrolled in first year, in 2022-2023 (and 27% a year before). One quarter of seminarians (27%) was enrolled in second year, in 2022-2023 (and 24% a year before). One quarter of seminarians (23%) was enrolled in third year, in 2022-2023 (and 25% a year before). One quarter of seminarians (22%) was enrolled in fourth year, in 2022-2023 (and 24% a year before).

**Distribution of College Seminarians (Excluding Pre-Theology), by Year of Study, 2022-2023**



The chart below shows the retention rate for seminarians in college seminaries (i.e., the percentage of seminarians in the first year who were enrolled three years later in the fourth year). Out of all seminarians who began college study in 2019-2020, 68% were completing their fourth year, in 2022-2023. The average retention rate from 2008-2009 to 2022-2023 was 70% and fluctuated from 64% to 80%.

**Retention Rate for Seminarians in College Seminaries (Excluding Pre-Theology), 2006-2023**



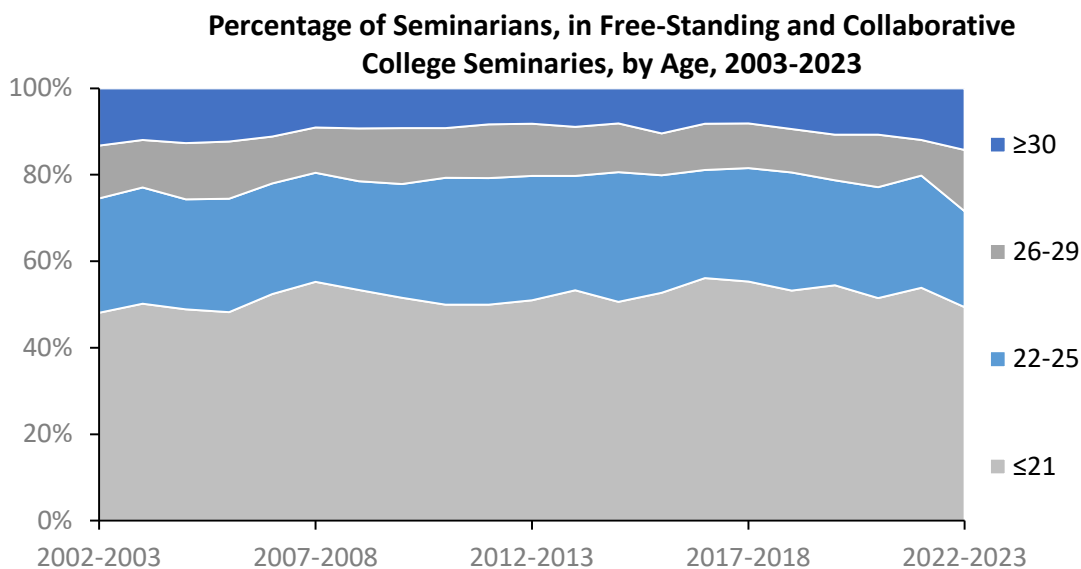
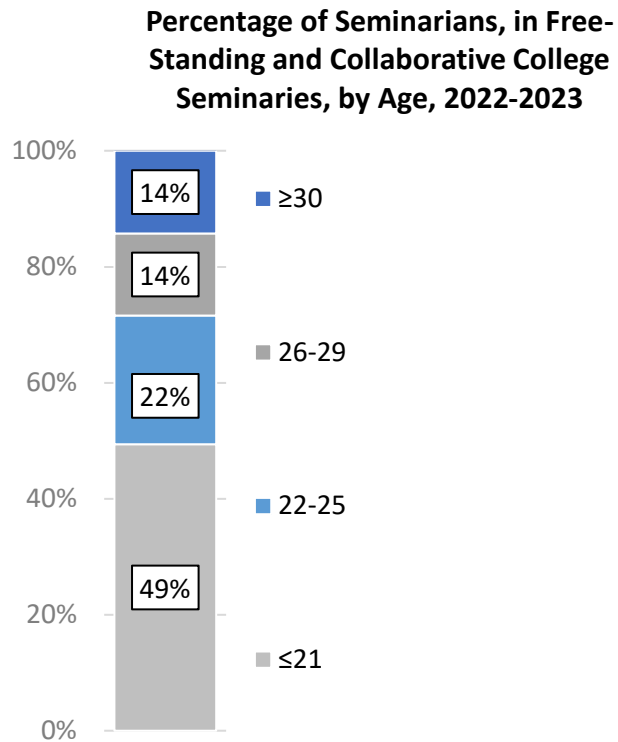
## Seminarians in College Seminaries by Age

The age distribution of seminarians at college seminaries largely mirrors the traditional ages of college enrollment, although one quarter of college seminarians are men in their late twenties and above. This is due in part to the pre-theology programs at many of these seminaries that prepare men who already have undergraduate degrees in other fields. Among seminarians in free standing and collaborative college seminaries:

Half of seminarians (49%) were age 21 and under, in 2022-2023 (and 54% a year before). Since 2002-2003, the percentage of seminarians in this age group averaged 52% and ranged between 48% and 56%.

One quarter of seminarians (22%) were age 22-25, in 2022-2023 (and 26% a year before). Since 2002-2003, the percentage of seminarians in this age group averaged 26% and ranged between 22% and 30%. If the trend continues, 25% of seminarians  $\pm 4\%$  will be age 22-25, in 2027-2028.

One in ten seminarians (14%) were age 26-29, in 2022-2023 (and 8% a year before). Since 2002-2003, the percentage of seminarians in this age group averaged 11% and ranged between 8% and 14%. If the trend continues, 10% of seminarians  $\pm 2\%$  will be age 26-29, in 2027-2028.



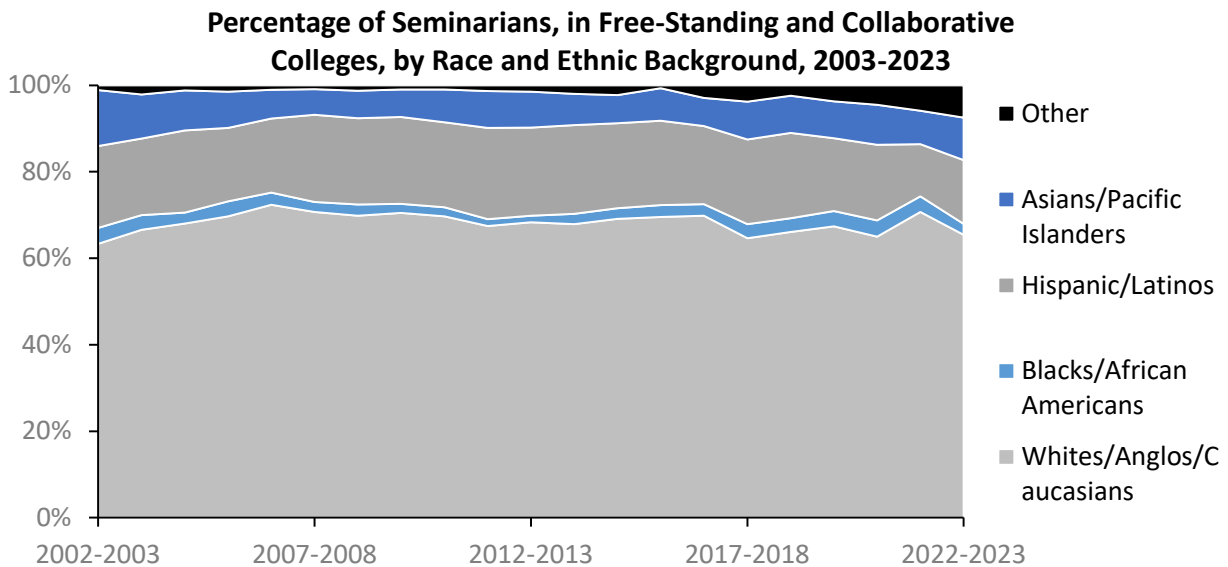
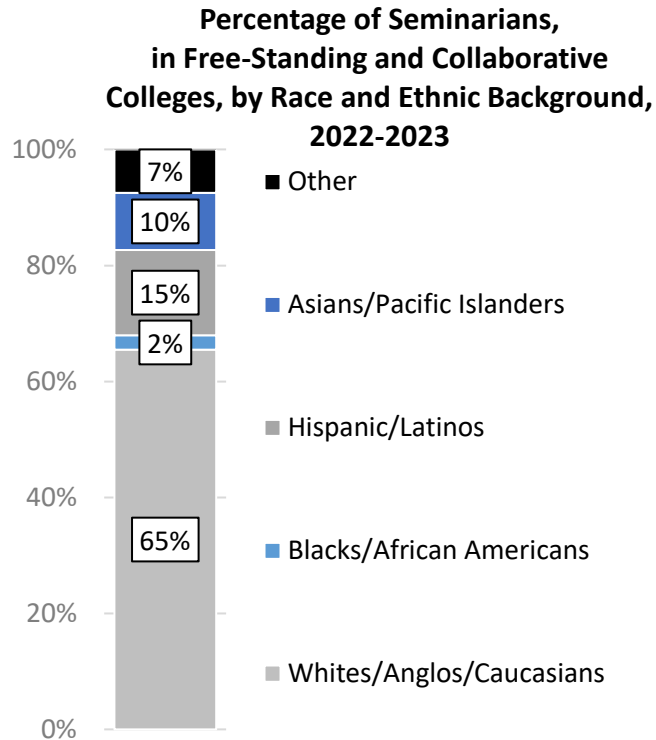
## Seminarians in College Seminaries by Race and Ethnic Background

During the 2022-2023 academic year, there were 769 seminarians in college seminaries. Out of this number:

Two in three seminarians in college seminaries (65%) were Whites/Anglos/Caucasians, in 2022-2023 (and 71% a year before). Since 2002-2003, the percentage of Whites/Anglos/Caucasians seminarians averaged 68% and ranged between 63% and 72%.

One in ten seminarians in college seminaries (15%) were Hispanics/Latinos, in 2022-2023 (and 12% a year before). Since 2002-2003, the percentage of Hispanics/Latinos seminarians averaged 19% and ranged between 12% and 21%.

One in ten seminarians in college seminaries (10%) were Asians/Pacific Islanders, in 2022-2023 (and 8% a year before). Since 2002-2003, the percentage of Asians/Pacific Islanders seminarians averaged 8% and ranged between 6% and 13%. If the trend continues, Asians/Pacific Islanders seminarians will constitute 9% of all seminarians  $\pm 4\%$  in 2027-2028.



## List of Free-Standing College Seminaries

Free-standing college seminaries are accredited in their own right to grant a college degree. They combine all aspects of a seminary program in one institution.

<b>List of Free-Standing College Seminaries, <sup>4</sup> 2022-2023</b>			
	<b>Tuition</b>	<b>Room &amp; Board</b>	<b>Seminarians ↓</b>
	<b>[\$]</b>	<b>[\$]</b>	<b>[#]</b>
Saint Joseph Seminary College, LA	22,300	15,150	104
Sacred Heart Major Seminary – College of Liberal Arts, MI*	22,157	11,665	69
St. Charles Borromeo Seminary - College Seminary, PA*	22,618	15,493	57
Mount Angel Seminary - College Division, OR*	19,544	15,760	39
Divine Word College Seminary, IA	14,400	4,100	32
St. Gregory the Great Seminary, NE	.	.	28
Conception Seminary College, MO	23,998	14,413	27
Holy Apostles College & Seminary - College Division, CT*	17,100	14,110	27
Ukrainian Catholic Seminary, CT	25,000	8,000	4
Seminario Hispano de Santa María de Guadalupe, Mexico City	25,600	.	3
<b>Average Costs and Total Enrollment</b>	<b>21,413</b>	<b>12,336</b>	<b>390</b>

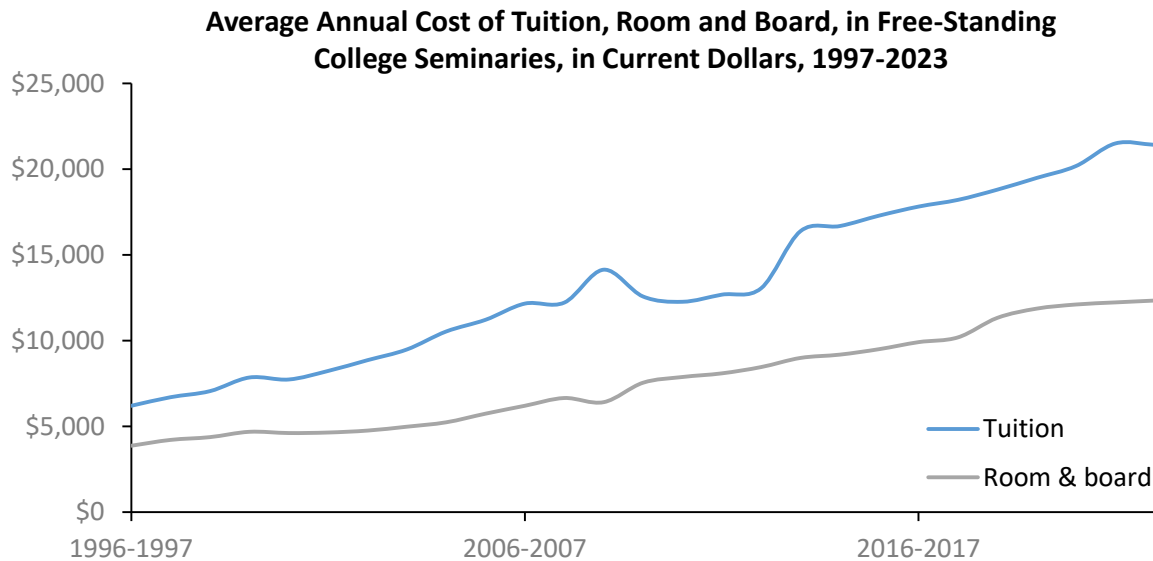
\* Also has a theologate division.

## Average Cost of Tuition, Room and Board in Free-Standing College Seminaries

	<b>Average [\$]</b>	<b>Median [\$]</b>	<b>Range [\$]</b>
Tuition	21,413	22,459	14,400 - 25,600
Room and board	12,336	14,413	4,100 - 15,760

The average tuition was \$21,413 in free-standing seminaries, in 2022-2023 (and \$21,497 a year earlier) and the median was 22,459. Since 1996-1997, the tuition averaged \$13,355 and ranged between \$6,193 and \$21,497.

The average room and board was \$12,336 in free-standing seminaries, in 2022-2023 (and \$12,228 a year earlier) and the median was 14,413. Since 1996-1997, the room and board averaged \$7,626 and ranged between \$3,866 and \$12,336.



## List of Collaborative College Seminaries

Collaborative programs usually have a formal relationship with an accredited undergraduate program at a Catholic college or university. They tend to be long-established programs, are typically diocesan-administered, and in many cases had originally been separate, stand-alone programs.

<b>List of Collaborative College Seminaries, 2022-2023</b>			
	<b>Tuition</b>	<b>Room &amp; Board</b>	<b>Seminarians ↓</b>
	<b>[\$]</b>	<b>[\$]</b>	<b>[#]</b>
St. John Vianney College Seminary, MN	48,930	12,258	92
Immaculate Heart of Mary Seminary, MN	40,520	11,152	57
Holy Trinity Seminary, TX	.	12,020	45
Cardinal Glennon College, MO*	26,880	13,020	30
Cathedral Seminary House of Formation, NY	6,200	22,000	24
Bishop Simon Bruté College Seminary, IN	20,000	8,000	23
St. Joseph College Seminary, NC	18,000	.	21
Borromeo Seminary, OH	45,490	9,700	20
Bishop White Seminary, WA	49,800	20,230	14
Seminary of Our Lady of Providence, RI	57,790	15,100	13
St. Pius X Seminary, IA	.	.	12
St. Paul Seminary, PA	.	5,250	11
St. Mark Seminary, PA	21,194	5,200	9
Old College Seminary at Notre Dame, IN*	.	16,000	8
<b>Average Costs and Total Enrollment</b>	<b>33,480</b>	<b>12,494</b>	<b>379</b>

\* Also has a theologate division.

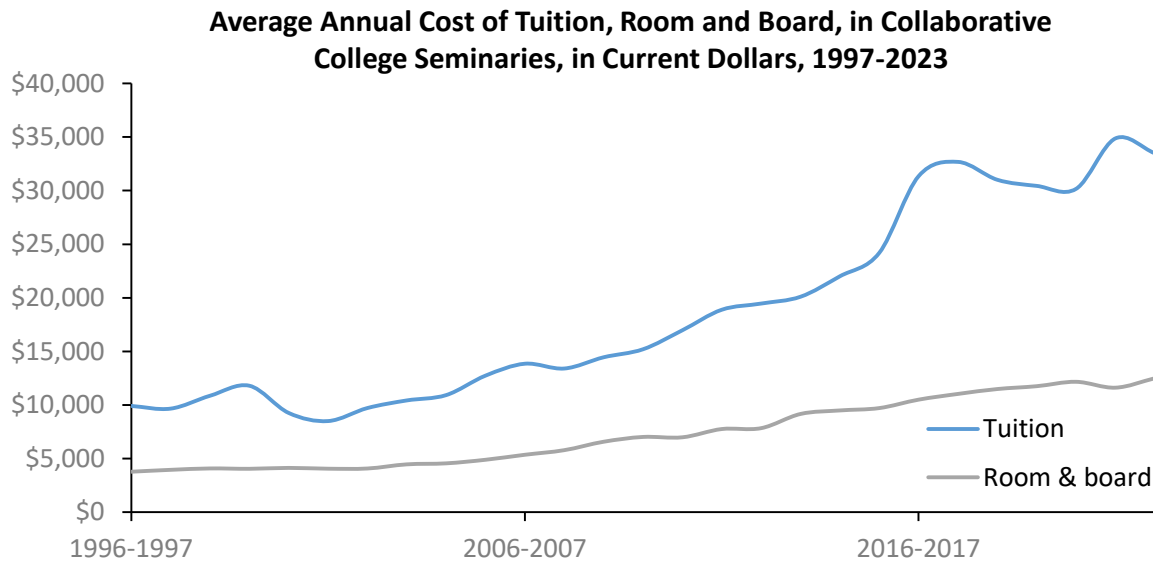


## Average Cost of Tuition, Room and Board in Collaborative College Seminaries

	<b>Average [\$]</b>	<b>Median [\$]</b>	<b>Range [\$]</b>
Tuition	33,480	33,700	6,200 - 57,790
Room and board	12,494	12,139	5,200 - 22,000

The average tuition was \$33,480 in college seminaries, in 2022-2023 (and \$34,868 a year earlier) and the median was 33,700. Since 1996-1997, the tuition averaged \$18,742 and ranged between \$8,486 and \$34,868.

The average room and board were \$12,494 in college seminaries, in 2022-2023 (and \$11,615 a year earlier) and the median was 12,139. Since 1996-1997, the room and board averaged \$7,363 and ranged between \$3,779 and \$12,494.



## High School Seminaries

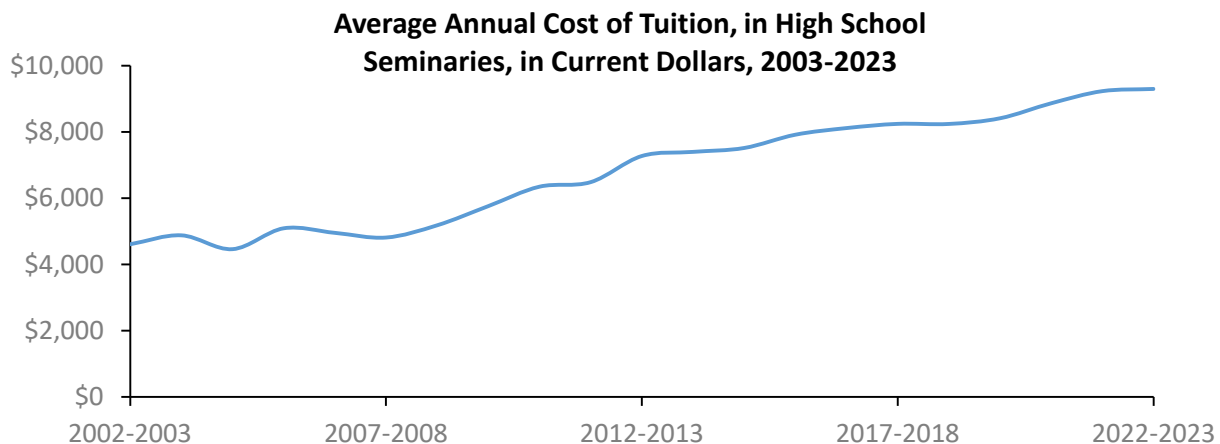
### List of High School Seminaries

In 1967, there were 36 diocesan and 86 religious high school seminaries as well as 17 junior college seminaries, 38 combined high school and junior college seminaries, and a few others that also provided a high school education in a seminary context. Historically, seminaries at this entry level provided important training in Latin, Greek, and other subjects formerly considered essential for advanced seminary studies. Today, only three active high school seminary programs remain. These programs are all independent, free-standing institutions. Only one of the three is diocesan (Cathedral Preparatory Seminary in Elmhurst, NY) and the other two are sponsored by a religious institute. One is sponsored by the Order of Friars Minor, Capuchin, and the other is sponsored by the Legionaries of Christ.

<b>List of High School Seminaries, 2022-2023</b>			
	<b>Tuition</b>	<b>Room &amp; Board</b>	<b>Students ↓</b>
	<b>[\$]</b>	<b>[\$]</b>	<b>[#]</b>
Cathedral Preparatory School and Seminary, NY	9,400	.	141
St. Lawrence Seminary, WI	10,000	5,000	128
Sacred Heart Apostolic School, IN	8,500	9,000	18
<b>Average Costs and Total Enrollment</b>	<b>9,300</b>	<b>7,000</b>	<b>287</b>

### Average Cost of Tuition, Room and Board in High School Seminaries

The average tuition was \$9,300 in high school seminaries, in 2022-2023 (and \$9,233 a year earlier) and the median was 9,400. Since 2002-2003, the tuition averaged \$6,813 and ranged between \$4,457 and \$9,300. The diocesan high school seminary (Cathedral Preparatory Seminary in Elmhurst, NY) does not have a residential program. Room and board at the two seminaries with separate charges for a residential program averaged \$7,000, in 2022-2023 (and \$7,000 a year earlier).



## **Methodology and End Notes**

### **Note about Methodology**

In 1967-1968 academic year, CARA began to collect enrollment data for priesthood formation programs at the theologate, college, and high school levels. Those programs include all seminaries in the United States as well as the following:

- The Pontifical North American College in Rome. This seminary is the only priesthood formation program abroad that is sponsored by the hierarchy of the United States.
- Seminario Hispano de Santa Maria de Guadalupe in Mexico City. This seminary accepts Hispanic students from dioceses in the United States who have a particular ministry to Hispanic Catholics in the United States.

The data are gathered in the fall of each year.

The total number of seminarians includes pre-theology students studying at theologates, college seminaries, and other sites.

For institutions that have both theology- and college-level programs, enrollment figures for pre-theology seminarians are reported the way the institution reports them. For example, Holy Apostles College and Seminary in Cromwell, CT, treats its pre-theology seminarians as part of the theologate division, and so its pre-theology students are counted in its theologate enrollment figure.

The number of students in theology (in theologates and college seminaries) is calculated as the overall number of seminarians in theologates excluding seminarians in pre-theology.

The tuition may cover different number of credits in different programs and that tuition may vary within a program depending on the type of degree.

Tests for difference in proportions are only reported, if significance level is 0.05 or less.

For the purpose of forecasting, confidence intervals are estimated using confidence level of 0.95. Forecasts are only included, if confidence interval is equal to or smaller than 5% of the forecasted amount.

## **Endnotes**

---

<sup>1</sup> In addition, other institutions grant their canonical degrees through affiliation or aggregation to the ecclesiastical faculty at another institution.

<sup>2</sup> The Program of Priestly Formation recommends two years of pre-theologate formation for those who did not complete college seminary. Paragraph 60 of the Program of Priestly Formation, fifth edition, (Washington, DC: USCCB, 2006) reads: “If a person has no previous preparation in a formation program, then the pre-theology program should extend over a two-year calendar period. Pre-theology programs are designed to address all four pillars of formation, not simply to meet academic requirements.” Thus, seminarians in pre-theology may have undergraduate degrees in another academic discipline but need additional work in philosophy, theology, or formation to qualify for theology program.

<sup>3</sup> Notably, Pontifical Faculty of the Immaculate Conception at the Dominican House of Studies did not report the breakdown for the number of candidates in their program. Additionally, two programs (the Theologate Division at the Holy Apostles College and Seminary as well as the Catholic University School of Theology and Religious Studies) did not provide any numbers for the table despite numerous follow ups.

<sup>4</sup> Three programs were excluded from the analysis (St. John Vianney College and Seminary in Florida, Pontifical College Josephinum - College of Liberal Arts in Ohio, and Mexican American Catholic College in Texas), because they did not provide any of the information for the table.