

ROVER METALS

TSXV: ROVR | OTCQB: ROVMF | FSE: 4XO

LITHIUM-ZINC-COPPER

An Emerging Energy Company

October 2022

Suite 908-938. Howe Street, Vancouver, BC, Canada. V6Z 1N9
rovermetals.com | info@rovermetals.com | +1-778-754-2617

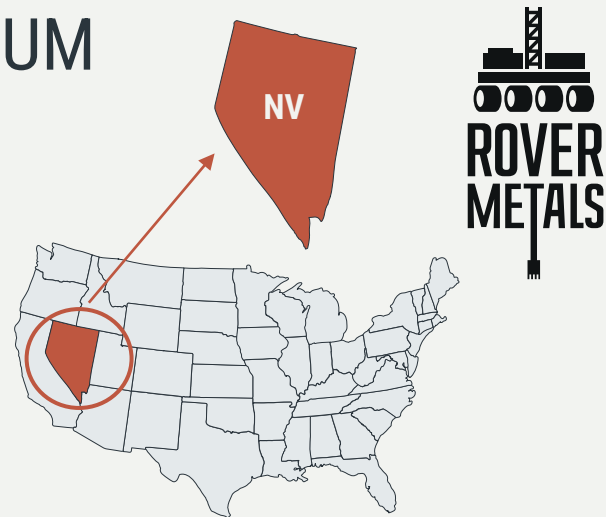
This Corporate Presentation (“Presentation”) includes “forward-looking information” and “forward-looking statements” (collectively referred to as “forward-looking statements”) within the meaning of applicable Canadian securities legislation. All statements other than statements of historical facts included in this Presentation, including, without limitation, those regarding Rover’s opinions and beliefs, business strategy, mineral resource estimates, ongoing or future development and exploration opportunities and projects, drilling, geological modeling plans, and plans and objectives of management for properties and operations are forward-looking statements. Generally, forward-looking statements can be identified in this Presentation, without limitation, by the use of words or phrases such as “estimate”, “project”, “anticipate”, “expect”, “intend”, “believe”, “hope”, “may” and similar expressions, as well as “will”, “shall” and all other indications of future tense.

Forward-looking statements are based on certain estimates, expectations, analysis and opinions that management believed reasonable at the time they were made or in certain cases, on third party expert opinions. These forward-looking statements were derived utilizing numerous assumptions regarding expected growth, results of exploration and development, performance and business prospects and opportunities, general business and economic conditions, interest rates, the supply and demand for, deliveries of, and the level and volatility of prices of gold and related products, regulatory and governmental approvals, market competition, accuracy of mineral resource estimates and geological, operational and price assumptions on which such estimates are based, conditions in financial markets, future financial performance of Rover and results of exploration and development activities. While Rover considers these assumptions to be reasonable, based on information currently available, they may prove to be incorrect. Forward-looking statements should not be read as a guarantee of future performance or results. To the extent any forward-looking statements constitute future-oriented financial information or financial outlooks, as those terms are defined under applicable Canadian securities laws, such statements are being provided to describe the current anticipated potential of Rover and readers are cautioned that these statements may not be appropriate for any other purpose, including investment decisions.

Such forward-looking statements involve known and unknown risks and uncertainties and other factors that may cause our actual events, results, performance or achievements to be materially different from any future events, results, performance or achievements expressed or implied by such forward-looking statements. Risks and uncertainties that may cause actual events, results, performance or achievements to vary materially include, but are not limited to, risks inherent to mineral exploration and development activities, changes in gold prices, changes in interest and currency exchange rates, inaccurate geological and metallurgical assumptions, unanticipated operational difficulties, government action or delays in the receipt of government approvals, adverse weather conditions, unanticipated events related to health, safety and environmental matters, labor disputes, failure of counterparties to perform their contractual obligations, changes or further deterioration in general economic conditions.

The foregoing list is not exhaustive of all factors and assumptions which may have been used. We cannot assure you that actual events, performance or results will be consistent with these forward-looking statements and management’s assumptions may prove to be incorrect. Our forward-looking statements reflect Rover’s views as at the date of this Presentation. Except as may be required by law or regulation, Rover undertakes no obligation and expressly disclaims any responsibility or obligation or undertaking to publicly release any updates or to revise any forward-looking statements, whether as a result of new information, future events or otherwise to reflect any change in Rover’s expectations or any change in events, conditions or circumstances on which any such statement is based. Given these uncertainties, readers are cautioned not to place undue reliance on these forward-looking statements, which speak only as of the date made.

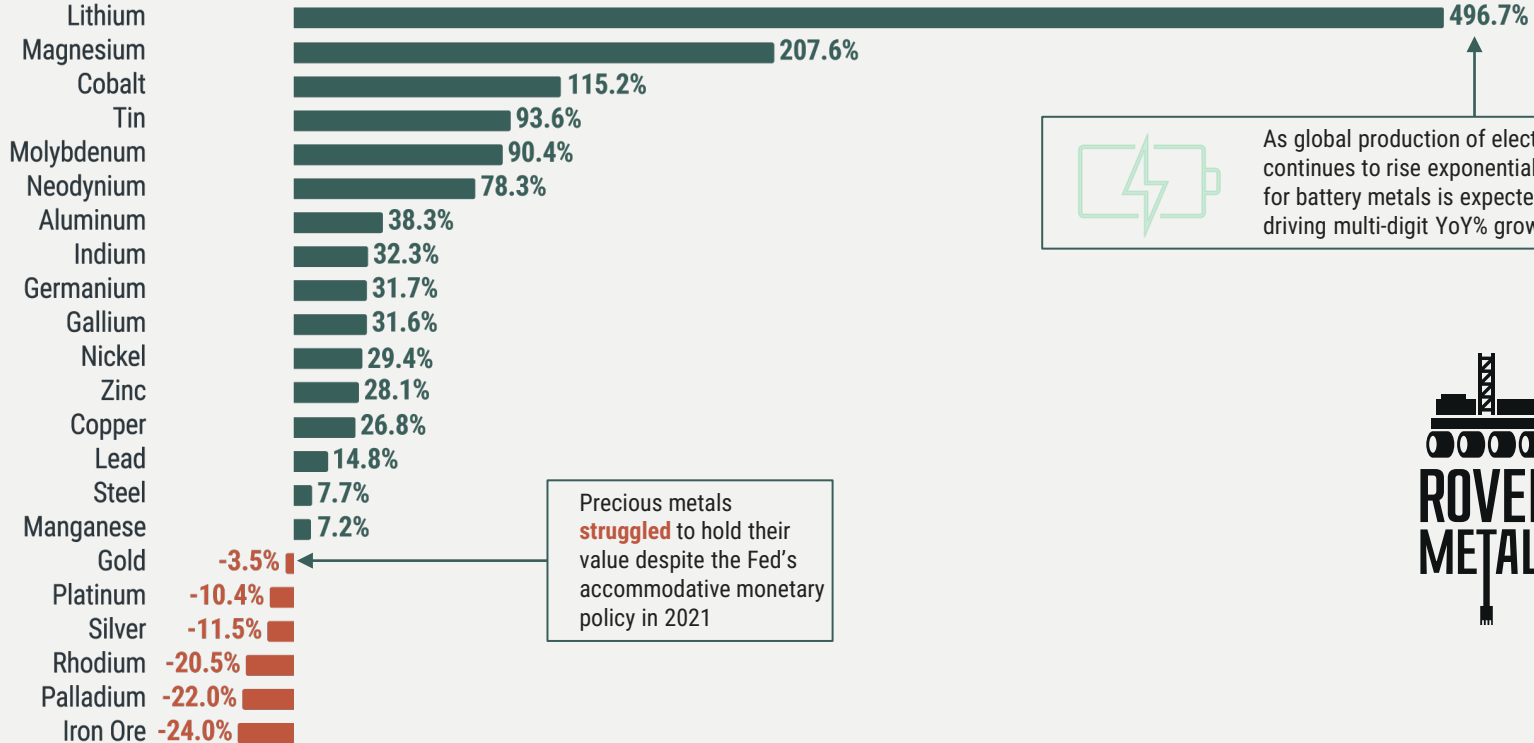
THE BUSINESS CASE FOR NEVADA LITHIUM



1. NV is the backbone of the U.S. EV Automotive Sector
2. Tesla Gigafactory, Reno, NV

Revenue in the Electric Vehicles market is projected to reach US\$49.07bn in 2022. Revenue is expected to show an annual growth rate (CAGR 2022-2027) of 23.17%, resulting in a projected market volume of US\$139.10bn by 2027. Source: [statista](https://www.statista.com)

HOW METAL PRICES PERFORMED IN 2021¹



As global production of electric vehicles continues to rise exponentially, surging demand for battery metals is expected to continue driving multi-digit YoY growth in prices.

Precious metals **struggled** to hold their value despite the Fed's accommodative monetary policy in 2021



1. Source: <https://tradingeconomics.com/commodity/lithium> (measured from 1/1/2021 – 12/31/21)



LITHIUM-COPPER

Demand Surge for Lithium and Copper

1. 2023 Roll-out of new line-up of EVs
2. 2023 Electric Taxis - Airline Industry



LITHIUM-COPPER



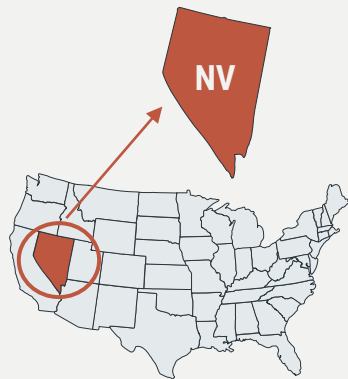
Demand Surge for Lithium and Copper

1. Charging Station
Infrastructure for Existing
EVs



ROVER METALS NV, GEOLOGY – CLAYSTONE LITHIUM

TSXV: ROVR | OTCQB: ROVMF | FSE: 4XO



ROVER METALS' Let's Go Lithium Project

Project Size = 6,000 acres

Finance USD \$200K Reverse Circulation
Drill Program ~1,200 meters

Surface grades up to 1,200 ppm Li

\$3.5MM Market Cap

Claystone Lithium Mines use less water than Brine Lithium Mines

Water usage and water rights are the key to success in Nevada mining

Comparable Exploration-Stage Mining Companies:

1. American Lithium's TLC Clay Lithium Project

\$415MM Market Cap

7.13MM tonnes lithium carbonate measured resources: 5.37MMt Measured & Indicated resources, and 1.76MMt Inferred resources

Average grade = **900 ppm Li**

Project Size = **8,261 Acres**

Project Stage = Resource Estimate

2. Noram Lithium's Zeus Clay Lithium Project

\$41MM Market Cap

5.67MM tonnes lithium carbonate measured resource: 1.78MMt Measured and Indicated resources, and 3.89MMt Inferred resource

Average grade = **900 ppm Li**

Project Size = **2,800 acres**

Project Stage = Preliminary Economic Assessment

3. Spearmint Resources' McGee Clay Lithium Clay Project

\$16MM Market Cap

2.09MM tonnes lithium carbonate measured resource: 1.369MMt Indicated resource, and 723Kt Inferred resource

Average grade = **820 ppm Li**

Project Size = **880 Acres**

Project Stage = Resource Estimate

LET'S GO LITHIUM Project, NV, USA



Proof of Concept Economic Recovery of Lithium Carbonate (Battery-Grade Lithium) from Claystone Lithium

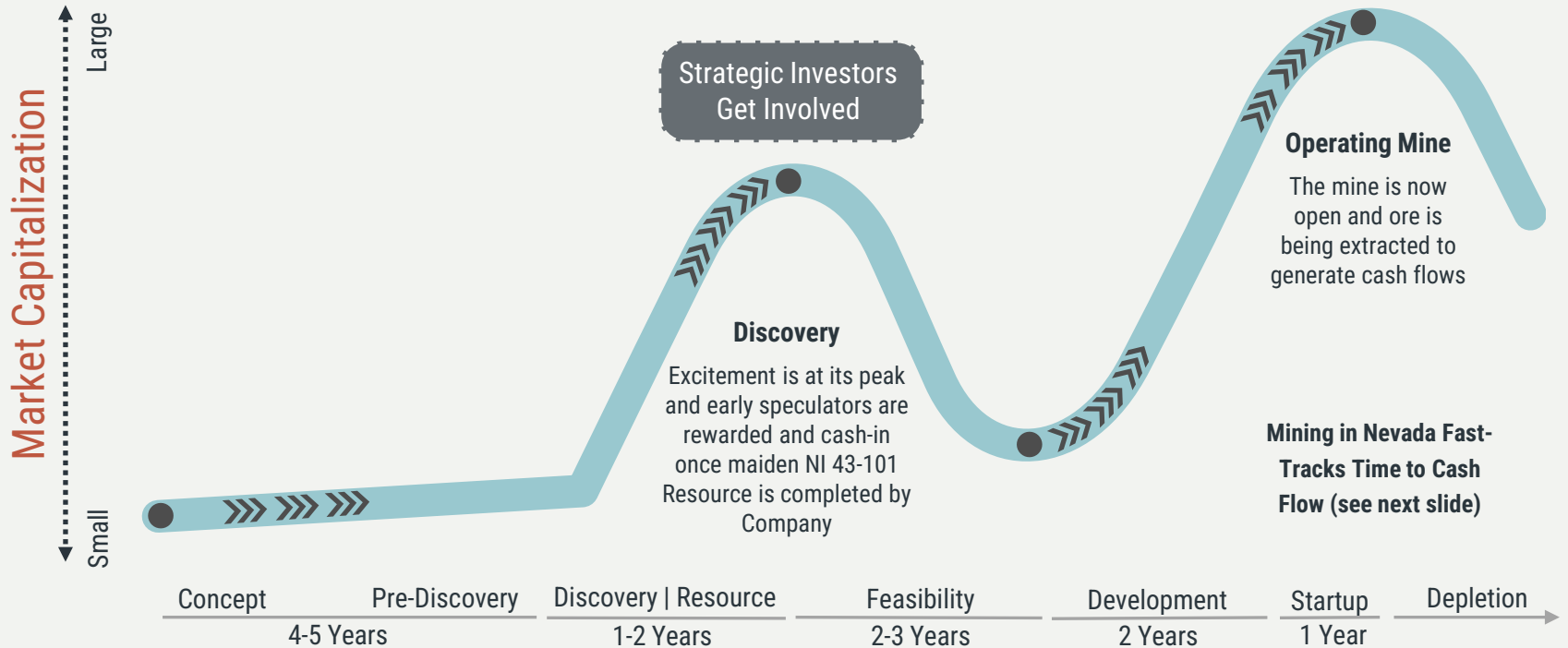


Table: Comparable Feasibility Stage/Pilot Plant Claystone Lithium Miners

Company	Project, Location	Project Stage	Production Recovery Grade of Li ₂ CO ₃
Cypress Development (TSXV: CPV) ¹	Clayton Valley Li, Clayton Valley, NV ¹¹	Pre-Feasibility, Pilot Plant	99.94% lithium carbonate ¹
Lithium Americas (TSV: LAC)	Thacker Pass, Humboldt County, NV	Pre-Feasibility, Pilot Plant	83.0% lithium carbonate
Ioneer (NASDAQ: IONR)	Rhyolite Ridge, Tonopah, NV	Feasibility, Pilot Plant	85.0% lithium carbonate

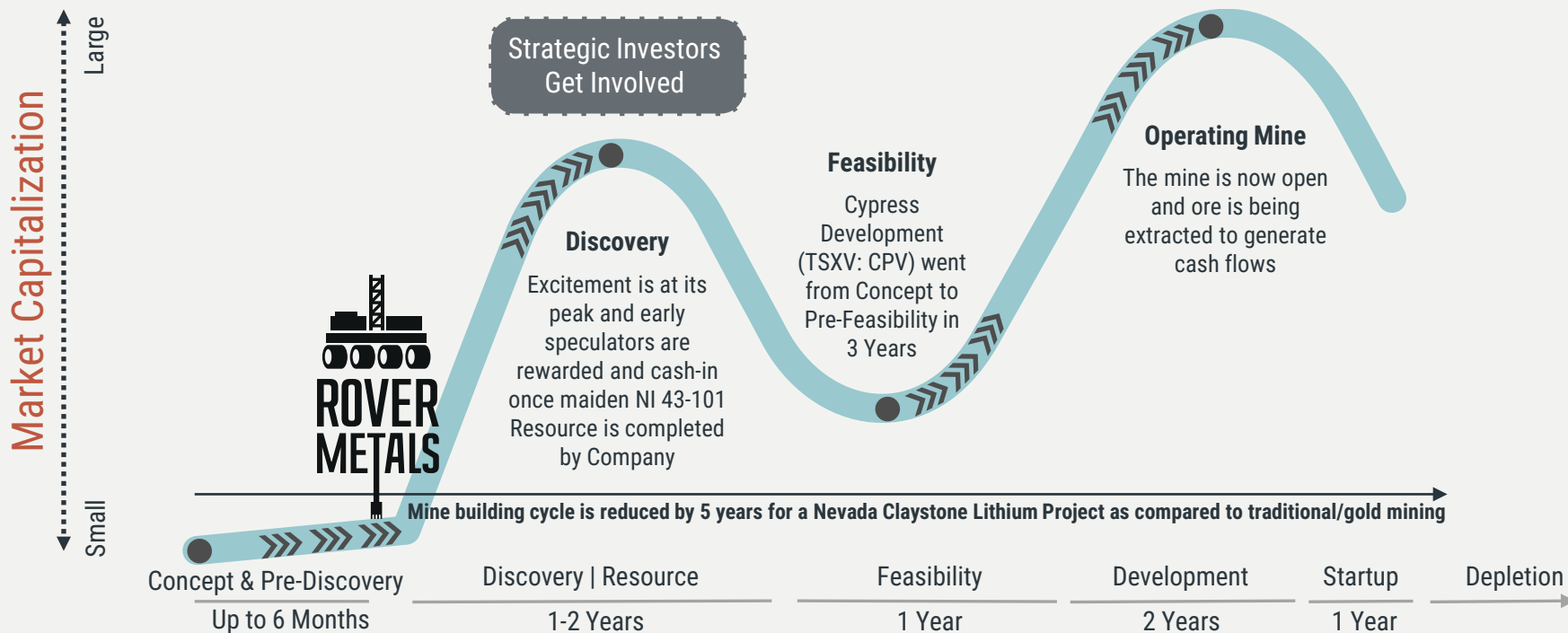
1. Cypress Development's Clayton Valley Project has the closest geographical proximity to Rover's Let's Go Lithium Project, and is likely to contain the closest geological similarities, based on regional geology.

LASSONDE CURVE: LIFECYCLE OF A TYPICAL JUNIOR MINING COMPANY¹



1. Source: Pierre Lassonde (Franco Nevada Mining).

LIFECYCLE OF A NEVADA CLAYSTONE LITHIUM JUNIOR MINER



U.S. GOVERNMENT FUNDING FOR ACCELERATED LITHIUM MINE GROWTH



Level of Government	Incentive Funding Type
Federal – Biden Administration	Bill H.R.5376 Inflation Reduction Act of 2022
Federal – Military / Biden Administration	Defence Production Act
Federal – <u>Draft</u> Legislation	Personal Tax Credits for U.S. Accredited Investors
State – <u>Draft</u> Legislation	Nevada State Grants for Lithium Development (similar to proposals in California)

CANADIAN 

CRITICAL MINERALS

ZINC-COPPER-
LEAD-SILVER

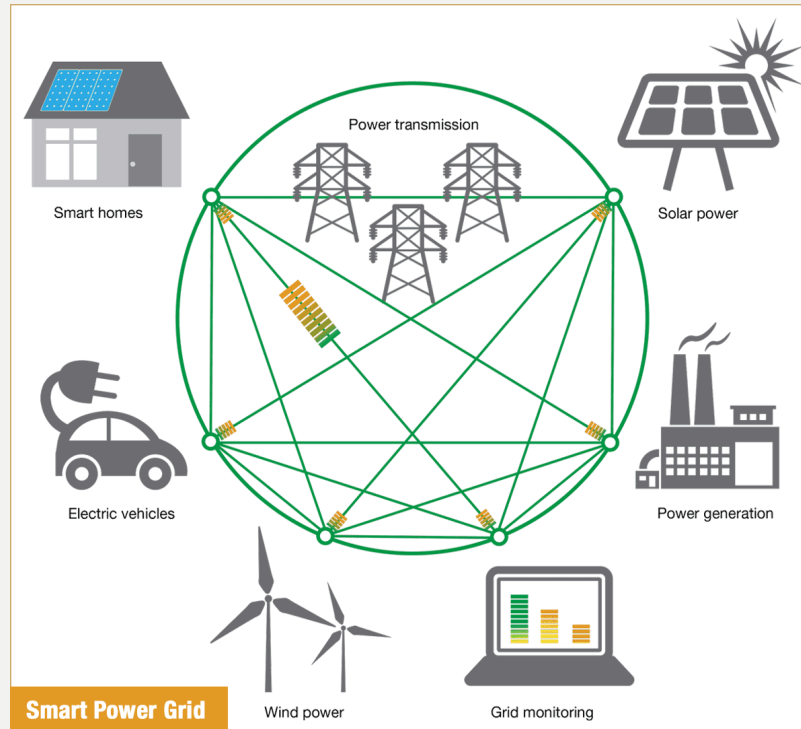
- DISTRICT SCALE LAND PACKAGE
- 30,000 ACRES OF VMS GREENSTONE BELT
- HISTORIC BROWNFIELDS RESOURCE
- POTENTIAL FOR TIER 1 ZINC-COPPER DEPOSIT DISCOVERY



ZINC-COPPER

Demand Surge for
Zinc and Copper

Smart Off Grid
Power Storage



ZINC-COPPER

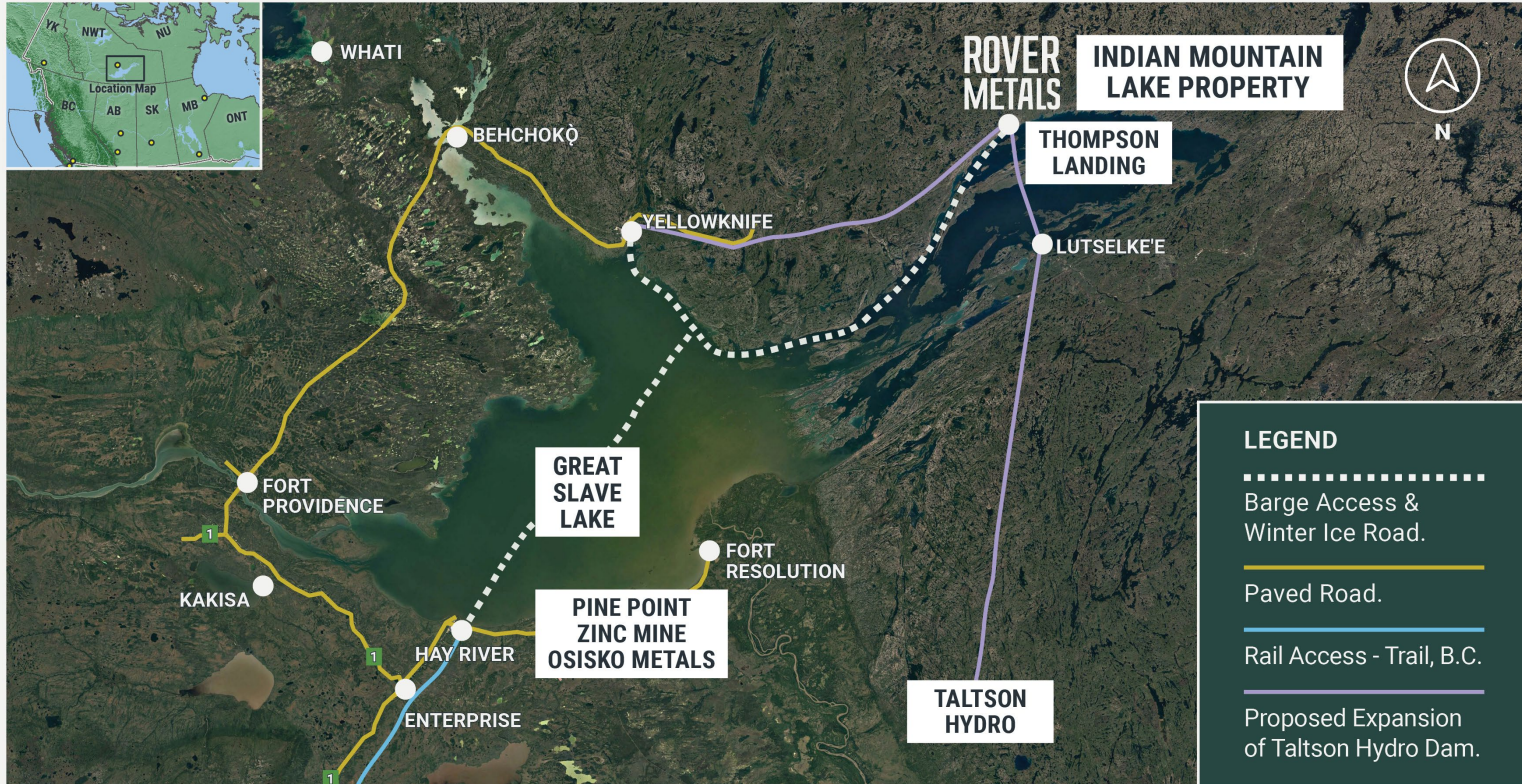



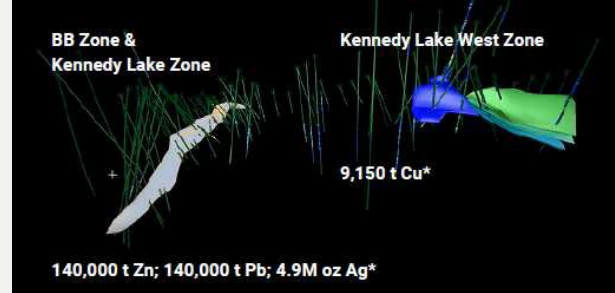
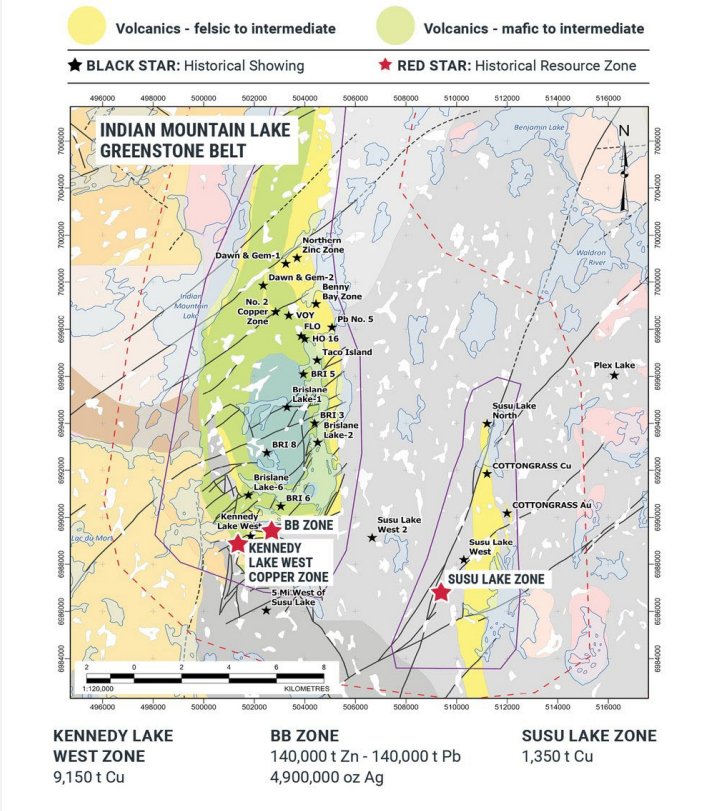
**Existing Zinc-Air
Batters**

**Emerging
Technology for
Higher Voltage
Zinc-Air Batteries**



INDIAN MOUNTAIN LAKE ("IML") ZINC-COPPER PROJECT, NT, CANADA





24 Month plan to move historic resource up to NI 43-101 inferred category.

- Estimated cost of Phase 1 Exploration Program is CAD\$200,000. See Appendix.
- Estimated cost of Phase 2 Exploration Program is CAD\$1,800,000.

*These resources are historic in nature. Further drilling is needed to bring them up to CIM Definition Standards. The historic data has not been verified by Rover. The historic information is provided in the 2013 Assessment Report for Indian Mountain Lake which is in public record with the Government of the Northwest Territories.

CANADIAN & U.S. GOVERNMENT FUNDING FOR ACCELERATED ZINC-COPPER MINE GROWTH



Level of Government	Incentive Funding Type
Federal (Canada) – Canada Revenue Agency	30% flow-through tax credit for minerals on the Canadian Critical Minerals List
Federal (Canada) – <u>Draft</u>	Billions of dollars allocated for Canadian Critical Minerals Strategy
Federal (U.S.) – Biden Administration	Canadian mining projects qualify under Bill H.R.5376 Inflation Reduction Act of 2022
Federal (U.S.) – U.S. Military / Biden Administration	Canadian mining projects qualify under Defense Production Act

LITHIUM-ZINC-COPPER

OPPORTUNITY

- Invest into the Discovery and Pre-Resource Disclosure Stage of Junior Mining Company
- Large Historic Brownfields Critical Minerals (Zinc-Copper) Resource ready to be converted to inferred category resource
 - 1,400,000 tons grading 10% combined zinc and lead with 3.5 OPT (ounces per ton) of silver; 610,000 tons grading 1.15% copper; 142,500 tons grading 0.95% copper
- 30% Tax Credit Eligible (Canada only) as a Canadian Critical Minerals Project
- Nevada Lithium is on the back-bone of the U.S. EV Industry. Scaling Multi-billion dollar industry
- ESG Eligible Investment
- Experienced Team of Mining Executives

INFRASTRUCTURE

- Lake Barge and Ice Road accessible from the cities of Yellowknife and Hay River, NT, Canada
- Lake and Road Access to Pint Point Zinc Mine (Osisko Metals)
- Access to Future Expansion of the Taltson Hydro Plant
- Access to Railway Connecting to Zinc Refinery in Trail, BC (Teck Resources)

GOVERNMENT POLICY

- Billions of Dollars in Future Government Incentives coming from soon to be unveiled Canadian Critical Minerals Strategy
- Billions of Dollars in Tax Credits and Government Incentives from the U.S. Government

TEAM OF CAREER MINING EXECUTIVES

JUDSON CULTER
CEO & Director, CPA



KEITH MINTY
President & Director, P. Eng



OLIVER FOESTE
CFO, CPA



DAVE WHITE
Exploration PM, P. Geo



DIRECTORS:

Louis Covello, P. Geo



Eugene Hodgson



Salim Tharani



ADVISORY BOARD:

Tookie Angus



Robert Schafer, P. Geo



Raul Sanabria, P. Geo



APPENDIX

PHASE 1 EXPLORATION – LET’S GO LITHIUM, NV, USA

USD\$200,000 Reverse Circulation Drill Program:

\$13,000 Permitting Bond

\$183,000 1,220 meter RC drill program (all-in costs, including assays, etc.)

\$200,000

Drill Program firms up high-grade lithium at depth of 60 meters

PHASE 1 EXPLORATION – IML ZINC-COPPER, NT, CANADA (60TH PARRALEL)

CAD\$200,000 GeoPhysics Program to define 2023 drill targets:

- Back-office geophysics analysis of recently acquired airborne data to overlay with historic drill results:
 - recently acquired airborne frequency domain data
 - recently acquired airborne gravity data
- New Ground geophysics resistivity work at historic North Zinc showing
- New PROTEM Survey at historic BB Zone
- Back-office geophysics analysis of all of the above to define 2023 drill targets

ROVER METALS

100% ownership of high-grade gold projects in northern Canada

No annual holding costs (i.e. no annual staking fees) = long-term assets

LEGACY GOLD ASSETS

TSXV: ROVR | OTCQB: ROVMF | FSE: 4XO



CABIN GOLD, NT, CANADA



TSXV: ROVR | OTCQB: ROVMF | FSE: 4XO

THANK YOU.

Suite 908-938. Howe Street, Vancouver, BC, Canada. V6Z 1N9
rovermetals.com | info@rovermetals.com | +1-778-754-2617