



Loading Page 0.0

- When user opens app they are greeted with an animated logo
- Logo animation effect: image grows bigger
- Max 1000ms duration
- User taken automatically to landing onboarding page



TRIPPY

Sign Up

Log In



Country/Region

United States (+1)



Phone Number

We'll call or text you to confirm your number.
Standard message and data rates apply.

Continue

or



Continue with Email



Continue with Apple



Continue with Google

1.0 Onboarding Landing Page

- User has the option to sign up, login, or bypass
- User can navigate to "log in" without leaving the page
- Active indicator line tells user if they are signing up or logging in
- User can bypass onboarding via "X", user automatically directed to Home/Search page 2.0

- Pre-fill Country/Region using auto detection for user location
- Drop down menu shows county/regions and corresponding international calling codes
- Country/Region format: Country Name (+ Country Code) ex: United States (+1)
- Mobile and tablet devices use standard number keyboard (it appears when cursor clicks on phone # field)
- On type, provide mask in field () ____ - ____ and match phone number format to country/region selected
- Automatically chunk numbers with user input of local area code and local phone number
- Validate phone number when cursor leaves the phone number field
- When input incorrect or empty provide error message to user
- Error Message: Please enter a valid phone number (000-000-0000)

- On selection all input is validated and two factor authentication initiated
- User then navigates to Confirm your Phone Number Overlay
- When errors are returned provide visual indicator and message to user

- User can select option to sign up or log in via email, when selected user is presented with email registration/validation overlay
- User can select option to sign up or log in via Apple, when selected user is presented with Apple registration/validation overlay
- User can select option to sign up or log in via Google, when selected user is presented With Google registration/ validation overlay



TRIPPY

Sign Up

Log In



Email Address

example@gmail.com

Continue

or



Continue with Phone



Continue with Apple



Continue with Google

Onboarding Overlay - Email Option

- User has the option to sign up, login, or bypass
- User can navigate to "log in" without leaving the page
- Active indicator line tells user if they are signing up or logging in
- User can bypass onboarding via "X", user automatically directed to Home/Search page 2.0

- Mobile and tablet devices use email keyboard type
- Validation occurs after cursor leaves field, when input doesn't match standard email format provide error
- Error Message: Please enter a valid email address. For example: janedoe@gmail.com

- On selection all input is validated
- User then navigates to Confirm Your Email Overlay
- When errors are returned provide visual indicator and message to user

- User can select option to sign up or log in via phone number, when selected user is then presented with phone number registration/ validation overlay
- User can select option to sign up or log in via Apple, when selected user is presented with Apple registration/ validation overlay
- User can select option to sign up or log in via Google, when selected user is presented With Google registration/ validation overlay

Onboarding Overlay - Google Option



Sign Up

Log In

Email Address

example@gmail.com


Our app wants to use "Google" to sign in. This allows the app to obtain information about you. Terms of service.

cancel

continue

- When user selects "Continue with Google" they are presented with a dialog box confirming their choice
- The sign up / log in menu becomes deactivated, overlay 60% opacity
- Dialog box must include necessary app sharing permission
- User must accept or deny to continue
- Continue initiates Google API
- Cancel returns user to sign up / log in

Onboarding Overlay - Apple Option

- 
- When user selects "Continue with Apple" they are presented with a dialog box confirming their choice
 - The sign up / log in menu becomes deactivated, overlay 60% opacity
 - Dialog box must include necessary app sharing permission, including option to share/hide email
 - User must accept or deny to continue
 - Continue initiates Apple API
 - Cancel returns user to sign up / log in

Onboarding Overlay- Confirm Your Phone



- Navigates back to phone number option step 1

Enter the code we sent over SMS to (000) 000-0000

- User required to completed two factor authentication
- Allow users to add code from recent messages with one click (at top of number keyboard display the numeric code to embed) - users simply click on the numeric code noted from "recent messages"
- Validate field when cursor leaves field
- SMS code format: 0-0-0-0-0-0
- Allow users to manually input numbers but automatically format it to include the dash between numbers

didn't get an SMS? [Send again](#)

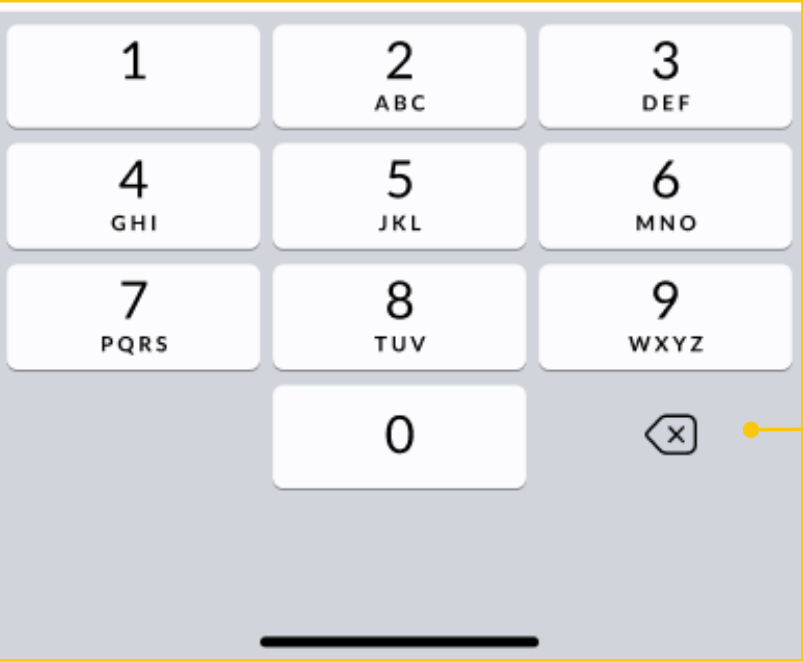
- When user taps "resend" the 2FA numeric code is resent to their registered phone number
- Time out operation after 3 minutes and require a new code to be sent/verified

[More options](#)

- When selected a dialog box appears with more details (detailed on the next slide)

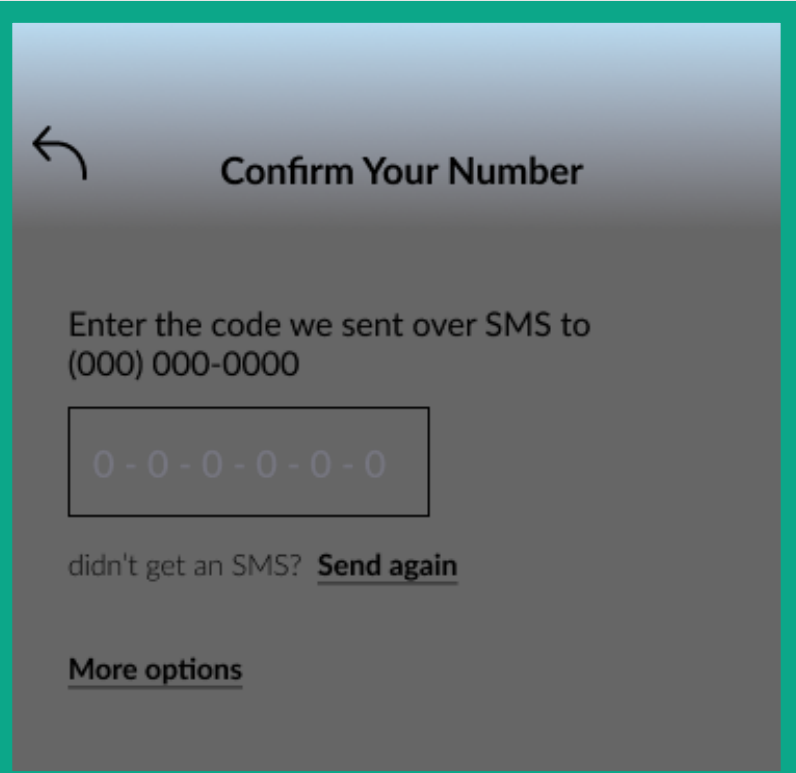
Continue

- On selection all input is validated and two factor authentication confirmed
- User then navigates to Complete Your Registration 1.1
- When errors are returned provide visual indicator and message to user

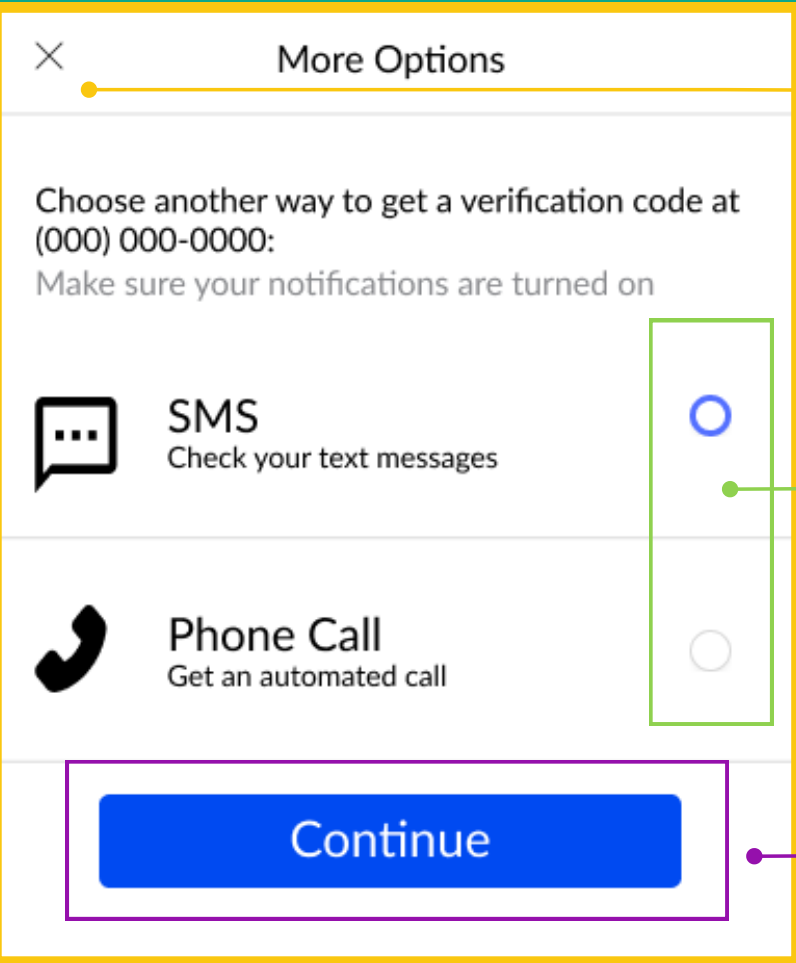


- Mobile and tablet devices use standard number keyboard
- Only display keyboard once user activates SMS code field with cursor

Onboarding Overlay - Confirm Your Phone # More Options



- When users click on "more options" make this section inactive until user makes selection from dialog box



- Closes "more options" dialog box and returns user to Confirm Your Phone

- Interactive radio buttons, allow user to only select one at a time
- True = filled radio button

- When selected initiate appropriate action
- If SMS selected, send SMS code for verification
- If Phone Call selected, send automated call for verification
- User then navigates to Confirm Your Phone # Overlay



Complete Your Registration

Your Full Name

Must match your government I.D.

Birthday

Must be 18 years old.

Email

Note to user regarding terms of service, legal and privacy policies.

Continue

1.1 Complete Your Registration

- Mobile and tablet devices use standard keyboard type
- No special characters or numbers accepted in the field
- Disable auto capitalization
- Validation occurs after cursor leaves field, when input empty
- Error Message: Please enter your full name

- Mobile and tablet devices use number keyboard
- On type chunk numbers in displayed format, automatically add / between mm/dd/yyyy
- Accept numbers on type only
- Validation occurs after cursor has left field, when input doesn't match date format provide error
- Error Message: Please enter a valid date of birth.
- If DOB indicates user under 18 provide error message
- Error Message: Users are required to be 18 years old.

- Mobile and tablet devices display email keyboard type
- Validation occurs after cursor leaves field, when input doesn't match standard email format provide error
- Error Message: Please enter a valid email address. For example janedoe@gmail.com


- On selection, validate all fields
- After successful validation, user navigates to final Onboarding step- Notifications Overlay
- When error(s) are returned scroll user to the first error on screen with the field in its error state
- Given inline validation, errors will only occur when field has no input
- Display Error Message: Please fix # of errors and resubmit your request

Notifications Overlay



Turn on notifications?

get personalized travel deals



Yes, notify me

Skip

- Allow users to toggle this on/off
- When selected on (= true) initiate personalized app experience (i.e. suggested properties, room types, etc)
- When off (=false) provide no personalized ads

- On selection, activate notifications alerts for logged in user
- User then navigates to Search Home 2.0

- On selection do not activate notification alerts for logged in user
- User then navigates to Search home 2.0



2.0 Home / Search

Search bar with fields for destination, dates, and room/traveler details, and a Search button.

- Voice search activated when microphone icon tapped
- For destination: when field activated by cursor navigate user to Destination Input Overlay
- Only accept smart auto-populated locations
- Prefill location only is user has performed prior search
- For dates: when field activated by cursor navigate user to Dates Input Overlay
- Prefill travel date range beginning with the next day through 48 hours
- For rooms/travelers: when field activated navigate user to Traveler Input Overlay
- Retain search details as user navigates app until user revises search input terms

Join Our Rewards Program

Save even more off your next booking as a rewards member. 10% off

Start earning rewards

- Upon selection, validate all search fields
- User then navigates to Search Results 2.1
- If user is logged in, display rewards dashboard indicated # nights earned, # night to go before free stay
- If user logged in, hide start earning rewards button
- If user is not logged in, display rewards program promo and button to start earning rewards
- When button selected, navigate user to Onboarding Landing Page 1.0

More For You



- If user activated "get personalized app experience" display smart suggested properties
- If user denied personalized ads, display popular, highly rated properties and top deals
- Scrollable list - present no more than 10 options
- When an image is clicked, user navigates to Property Listing Page 2.2



Search



Saved



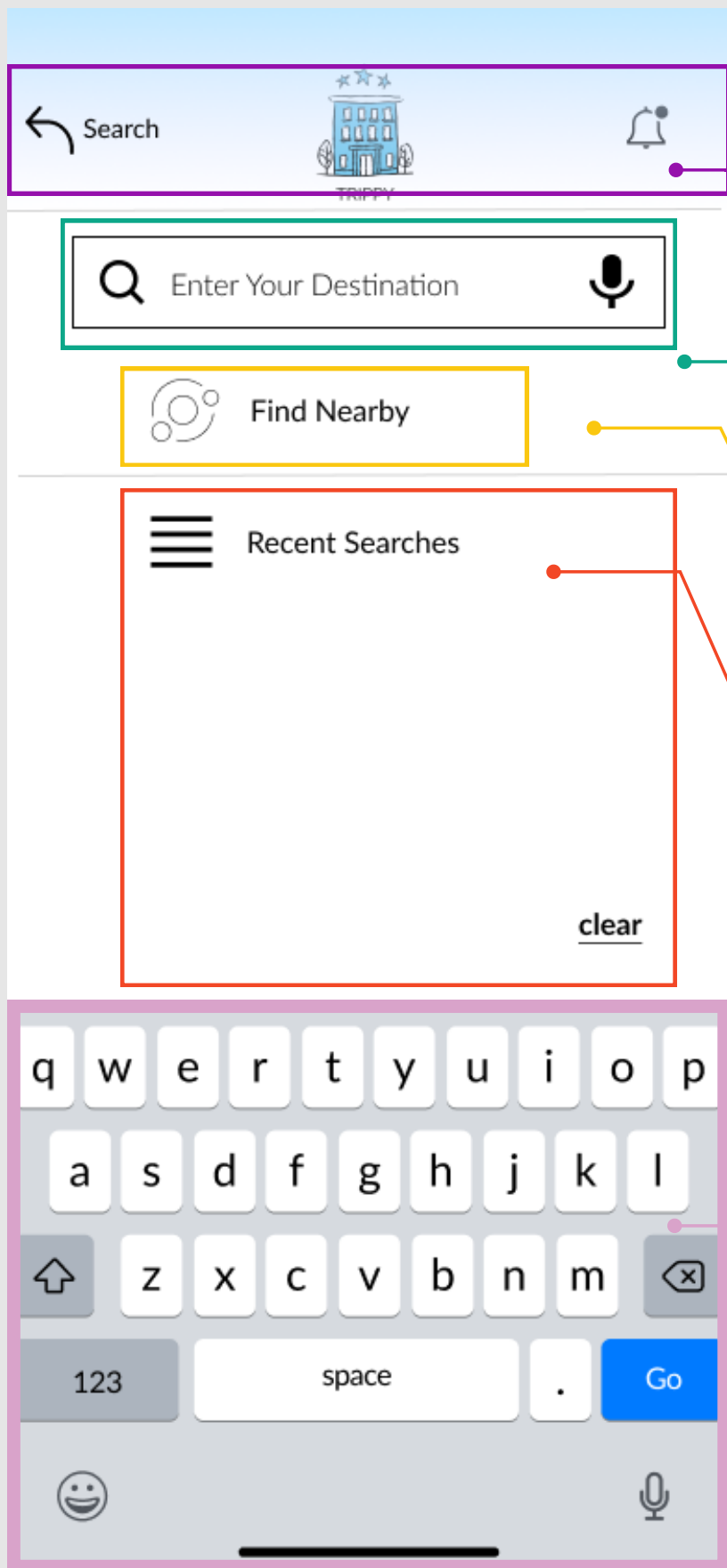
Bookings



Profile

- Static bottom navigation bar
- Search takes user to Home Search 2.0
- Saved takes user to Account Dashboard - Saved 3.3
- Bookings takes user to Account Dashboard - Bookings 3.2
- Profile takes user to Account Dashboard - My Profile 3.1

Search - Destination Input Overlay



- Back arrow navigates user back to Home Search 2.0
- Notification alert visible when user logged in, only

- Voice search activated when microphone icon tapped
- Mobile and tablet devices use standard keyboard
- Do not accept any special characters or numbers for input
- On type after 3 characters provide autocomplete options in a list
- Allow autocomplete locations to be clickable
- Once autocomplete location selected, automatically take user to next stage of search (Dates Overlay)
- If user has input search criteria "out of order" take user to next overlay for needed search input

- Feature only works if user has enabled location services
- When selected, user must give app permission first
- After selection and permission granted, provide list of properties found within a 40 mile radius

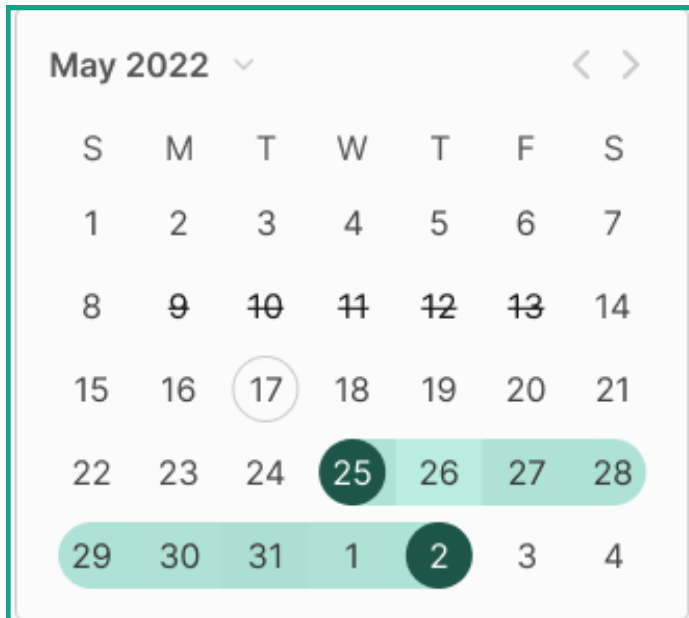
- Display users recent search history here
- Allow users to clear search history

- Mobile and tablet devices display standard keyboard only after cursor activated in destination field


Search - Date Input Overlay



- Back arrow navigates user back to Destination Input Overlay
- Notification alert visible when user logged in, only



- Provide intuitive date picker
- Display current month and year first
- Visually differentiate between past and future dates
- Use circle indicator on today's date
- Pre-fill date selector with a minimum of three days
- First and last travel day darker color while in between days lighter color
- Allow users to easily move to future months using < > buttons in calendar

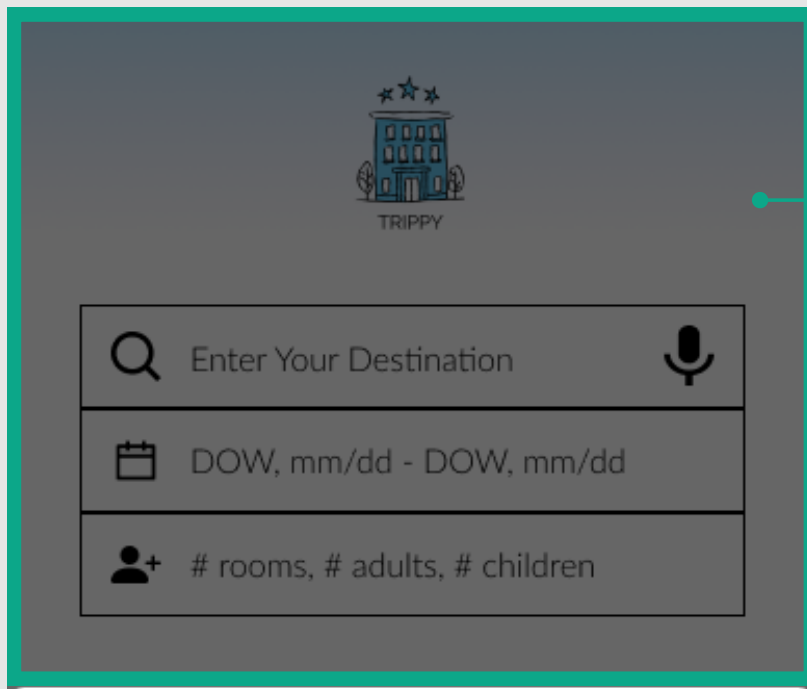


- Display summary of dates selected
- Date Format: Day of Week, mm/dd - Day of Week, mm/dd

DOW, mm/dd - DOW, mm/dd

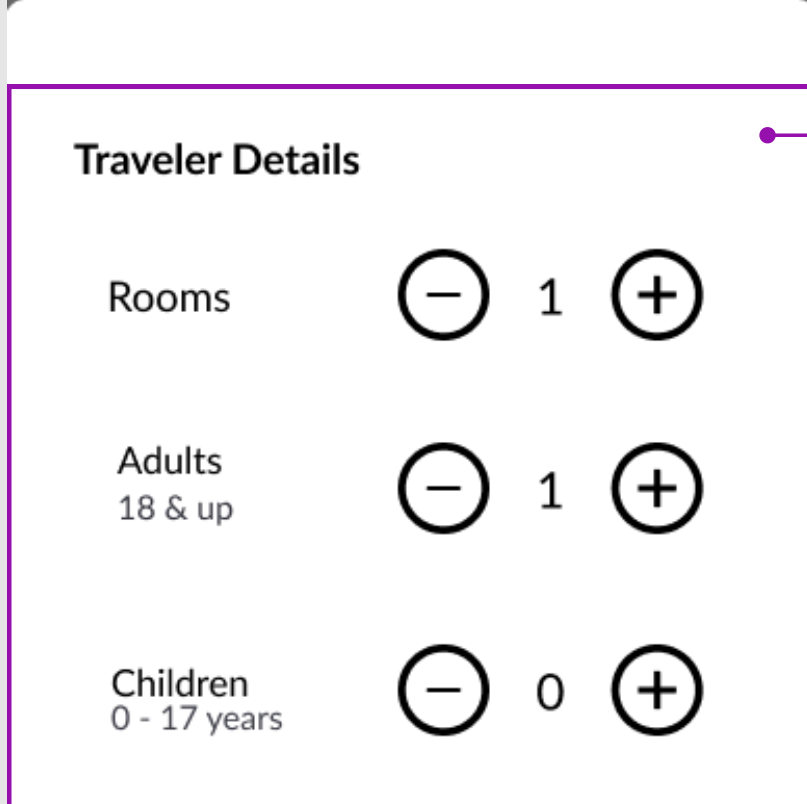
- Upon selection take user to next Search Overlay - Room/Traveler Input
- Or if user entered search criteria "out of order" take them to the next pending search parameter



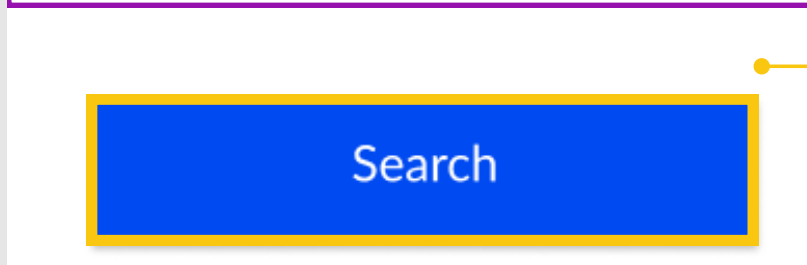


Search - Room / Traveler Input

- Darken search input box to bring user attention to modal
- Display any data input by user into field
- This section has no interactions on this overlay

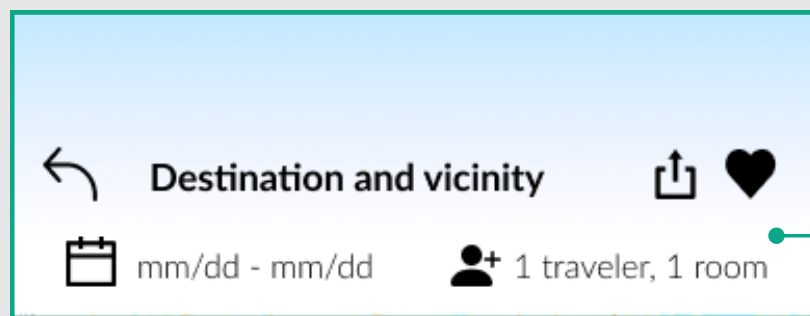


- Allow users to add and delete the # of rooms, adults, and children by clicking the corresponding buttons
- Pre-fill Room # to 1, Adults # to 1, and Children # to 0



- Upon selection if user has completed all search input overlays (destination, date, travelers/room) run search and navigate user to Search Results 2.1
- If user has not completed all search input overlays take them to the next incomplete search input

2.1 Search Results

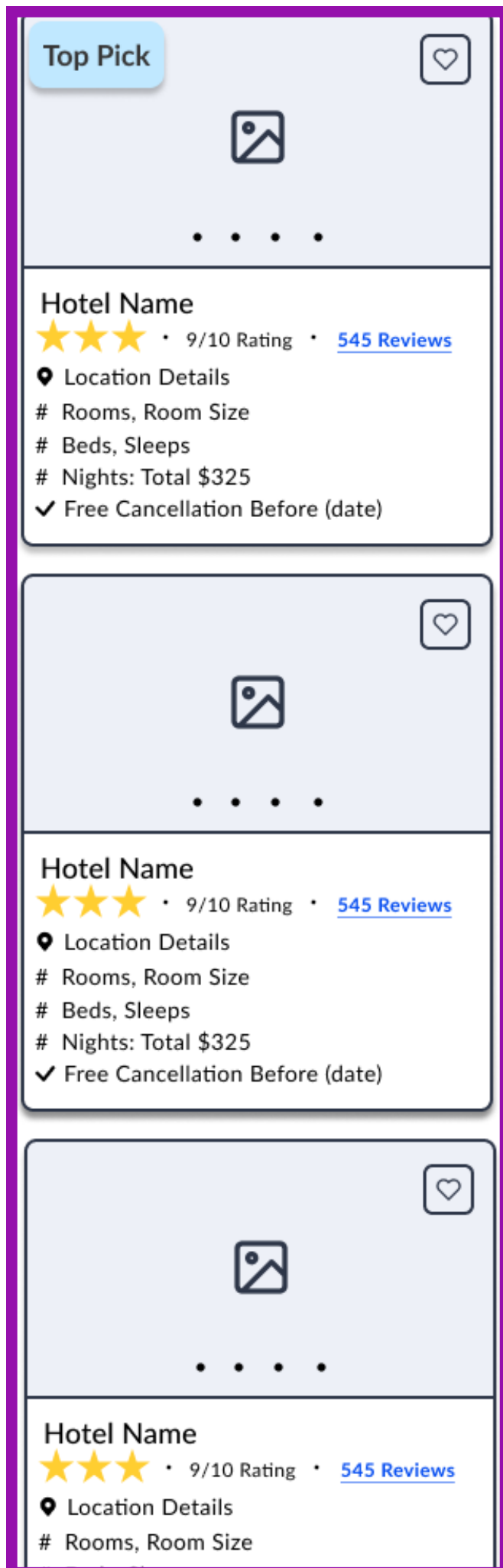


- Back button takes user to Home Search 2.0 (retain search input data and display that upon return)
- Allow full list of search results to be shared by destination and vicinity
- Allow full list to be saved to My Favorites 3.3
- Display users search input
- Date format: mm/dd - mm/dd
- Travelers/Room: # travelers (sum of adults and children), # rooms

- Automatically displayed mapped results on an interactive map
- Allow zoom on map
- Display properties by GPS tag and corresponding price - links to Property Listing 2.0
- Map marker format: \$000 price per night
- When user scrolls, map disappears

- Display # of search results
- Allow sort/filter for search results
- Allow sort by price (high to low), price (low to high), best reviewed & lowest price, popularity, and algorithm equation of star reviews, traveler ratings, and traveler reviews
- Allow filter by property type, budget parameters, and top amenities including free parking, free cancellation, free wifi, adjoining rooms, and breakfast included

- Provide scrollable list of hotel properties matching search input
- Each hotel listing when selected by user takes them to Property Listing 2.0
- Provide # of images indicator however user cannot browse images until Property Listing 2.0
- Allow user to favorite individual properties
- Display badges "Top pick" "Rare find" and "Best Value" when appropriate
- Hotel Card Format:
 - Hotel Name
 - Stars, Rating, Reviews
 - Location
 - # Rooms, Room size
 - # Beds, Sleeps __ people
 - # Nights, Total USD \$
 - Cancellation Policy



2.2 Property Listing

Destination and vicinity

mm/dd - mm/dd 1 traveler, 1 room



Hotel Name

★★★★☆ 9/10 Rating • 545 Reviews

Great Location

Fully Refundable before date

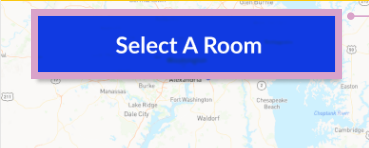
Easy Check In & Out

2 Beds, Sleeps 4

Popular Amenities

Free Wifi Free Parking Breakfast Included

see all amenities



All Amenities

Free Wifi	Free Parking	Breakfast Included
Free Wifi	Free Parking	Breakfast Included
Free Wifi	Free Parking	Breakfast Included
Free Wifi	Free Parking	Breakfast Included

Where You'll Be

Nearby Attractions

- lorem ipsum
- lorem ipsum
- lorem ipsum

545 Reviews

★★★★★

Fantastic barbers! Stuart is brilliant as always. Very professional and does an amazing haircut

Sean B. Jun 10, 2022

★★★★★

Fantastic barbers! Stuart is brilliant as always. Very professional and does an amazing haircut

Sean B. Jun 10, 2022

★★★★★

Fantastic barbers! Stuart is brilliant as always. Very professional and does an amazing haircut

Sean B. Jun 10, 2022

Select A Room

- Back button takes user to Search Results 2.1
- Display Destination and vicinity
- Allow user to share Property Listing 2.2
- Allow user to save to My Favorites 3.3
- Display users search input
- Date format: mm/dd - mm/dd
- Travelers/Room: # travelers (sum of adults and children), # rooms

- Allow image carousel navigation via swipe right and left
- Display # of images indicator

- Allow users to navigate to reviews, upon selection send them to corresponding page section
- Display location, refundable by date, checkin/out process, and beds/sleeps _ people
- Display prominently top 3 amenities
- When user selects "See all amenities" send them to corresponding page section
- Display static map marked with GPS location tag in greater surrounding area

- Disappear button when user scrolls on page
- If user selects button take user to Select A Room 2.3

- Provide full list amenities in 3 columns
- All amenities format : icon, label

- Embed interactive map
- Include GPS tag on map for Property Listing
- Allow zoom in/out
- List popular nearby attractions (sourced from Trip Advisor)

- Provide full list of traveler reviews as scrollable content block
- After 3 complete reviews (listed in order or most recent) display "Select A Room" button
- Traveler Review format:
 - Traveler star rating 0-5
 - Traveler review
 - Profile image, First name, Last Initial., month day, year
- Display full review - Limit text to 500 characters


- Upon selection take user to Select A Room 2.3


2.3 Select A Room

← Hotel Name ★★☆☆  

- Back button takes user to Search Results 2.1
- Display Hotel Name and # of stars
- Allow user to share Select A Room 2.3
- Allow user to favorite, add to Favorites 3.3

Select A Room

 DOW, mm/dd - DOW, mm/dd

 # rooms, # adults, # children


- Display user search terms
- Date format: day of the week, mm/dd - day of the week, mm/dd
- Traveler format: # rooms, # of adults, # of children
- Display fully refundable by date
- Display "All rooms include (insert top 3 - 4 amenities)"


✓ Fully refundable before date. All rooms include wifi, parking, and breakfast.





- Provide user with a smart pick and display as Summary Room Type Card
- Include "best value", "top pick" and "rare find" badges when appropriate
- Image carousel of bedroom first then include hotel property photos
- Display # of images indicator
- Suggested room type is not clickable - it's a summary prior to checkout
- When user selects different room type from recommendation, update this preview to their room type choice
- Display accurate sleeps, beds, top amenities, and cancellation terms
- Allow user to open modal for cancellation policy details
- Display savings, price per night, and bold \$ total


Room Type

 Sleeps #

 # Beds

 Top Amenity

 Top Amenity

✓ Fully Refundable before date 

- Reserve button corresponds with summary room type display
- When selected initiate secure checkout process, navigate user to Confirm & Pay 4.0
- If user scrolls button disappears
- If user changes room type restore user view to original state with updated selection and button


% Saved \$100 per night

Total \$355

more ↓

Reserve

 **Room Type**

 Sleeps #


 Beds


✓ Fully Refundable*


\$123 per night

\$225 Total

- Allow user change room type by selecting the appropriate container
- When user changes room type selection, update page above the fold and take user to this view
- Room Type Card Format: sleeps __ people, # of beds, cancellation policy, per night price and bold total
- Each room type card displays corresponding photos, followed by hotel property photos
- Leading image of bed

 **Room Type**


 Sleeps #


 Beds


✓ Fully Refundable*

\$123 per night

\$225 Total

 **Room Type**

 Sleeps #

 Beds

✓ Fully Refundable*