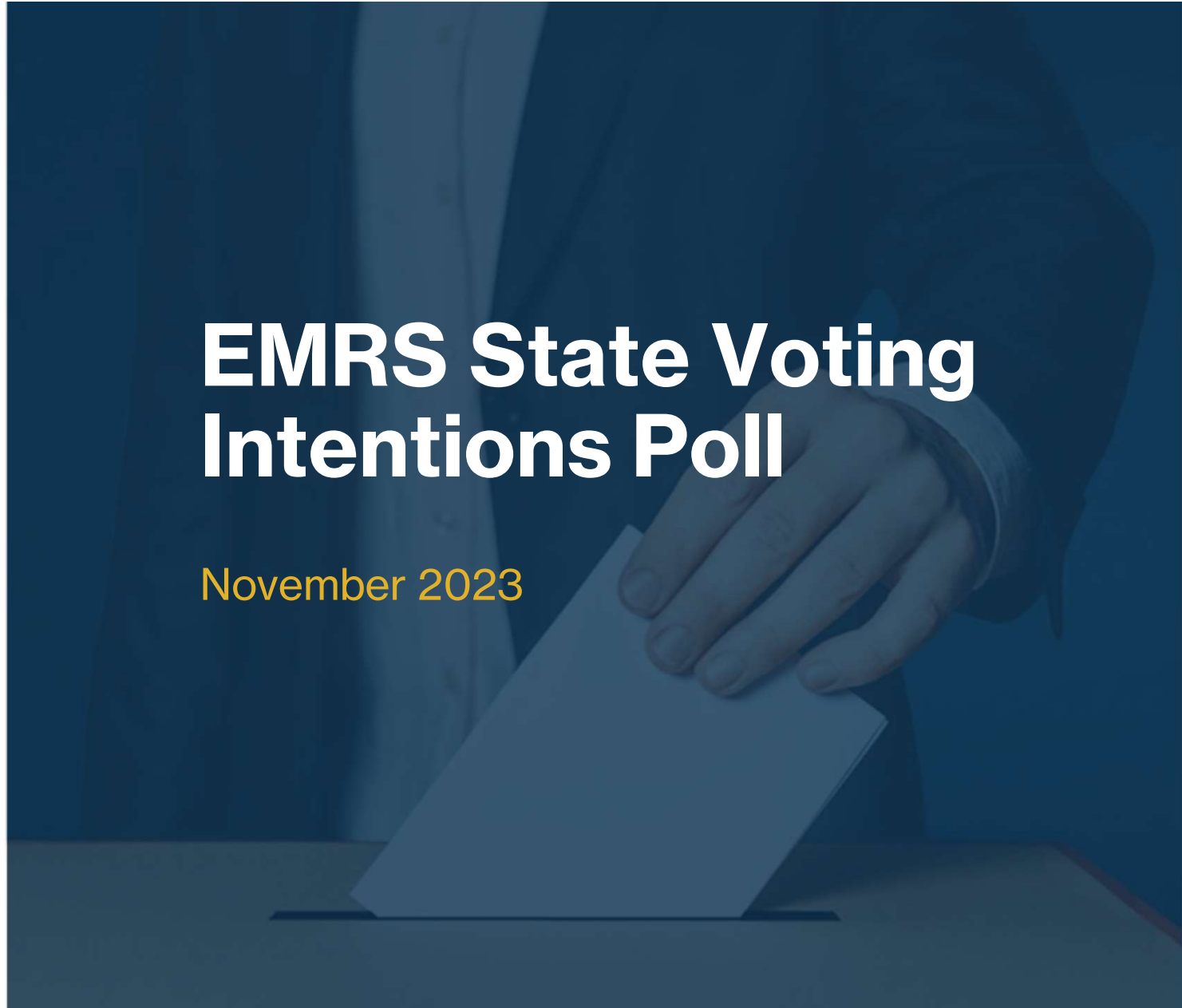




**emrs**  
Part of the  **C|T GROUP**

# EMRS State Voting Intentions Poll

November 2023





## EMRS State Voting Intentions Poll – November 2023

REPORT VERSION: FINAL

This report has been prepared by  
Enterprise Marketing and Research Services  
60 Main Road, Moonah TAS 7009

All enquiries should be addressed to:

Phone: (03) 6211 1222

Fax: (03) 6211 1219

E-mail: [enquiries@emrs.com.au](mailto:enquiries@emrs.com.au)

Post: PO Box 402, Moonah TAS 7009



The survey was conducted from the 20<sup>th</sup> to the 27<sup>th</sup> of November 2023.

1,000 Tasmanian registered voters were interviewed, and responses weighted to reflect the Tasmanian adult voting population.

A sample of this size provides a maximum margin of error of +/- 3.1 percentage points at the 95% confidence level.

Enterprise Marketing and Research Services (EMRS) is wholly owned by CIT Group. | ABN 29 009 546 561

### Confidential/ Disclaimer

Notice: The information contained herein is confidential and has been supplied under a confidentiality agreement. If you are not authorised to view or to be in possession of this document you are hereby notified that any dissemination, distribution or duplication of this document is expressly prohibited. If you receive this document in error, please notify Enterprise Marketing and Research Services (EMRS) immediately on +61 3 6211 1222.

### Limitations/ Liability

While all care and diligence has been exercised in the preparation of this report, EMRS does not warrant the accuracy of the information contained within and accepts no liability for any loss or damage that may be suffered as a result of reliance on this information, whether or not there has been any error, omission or negligence on the part of EMRS or its employees.

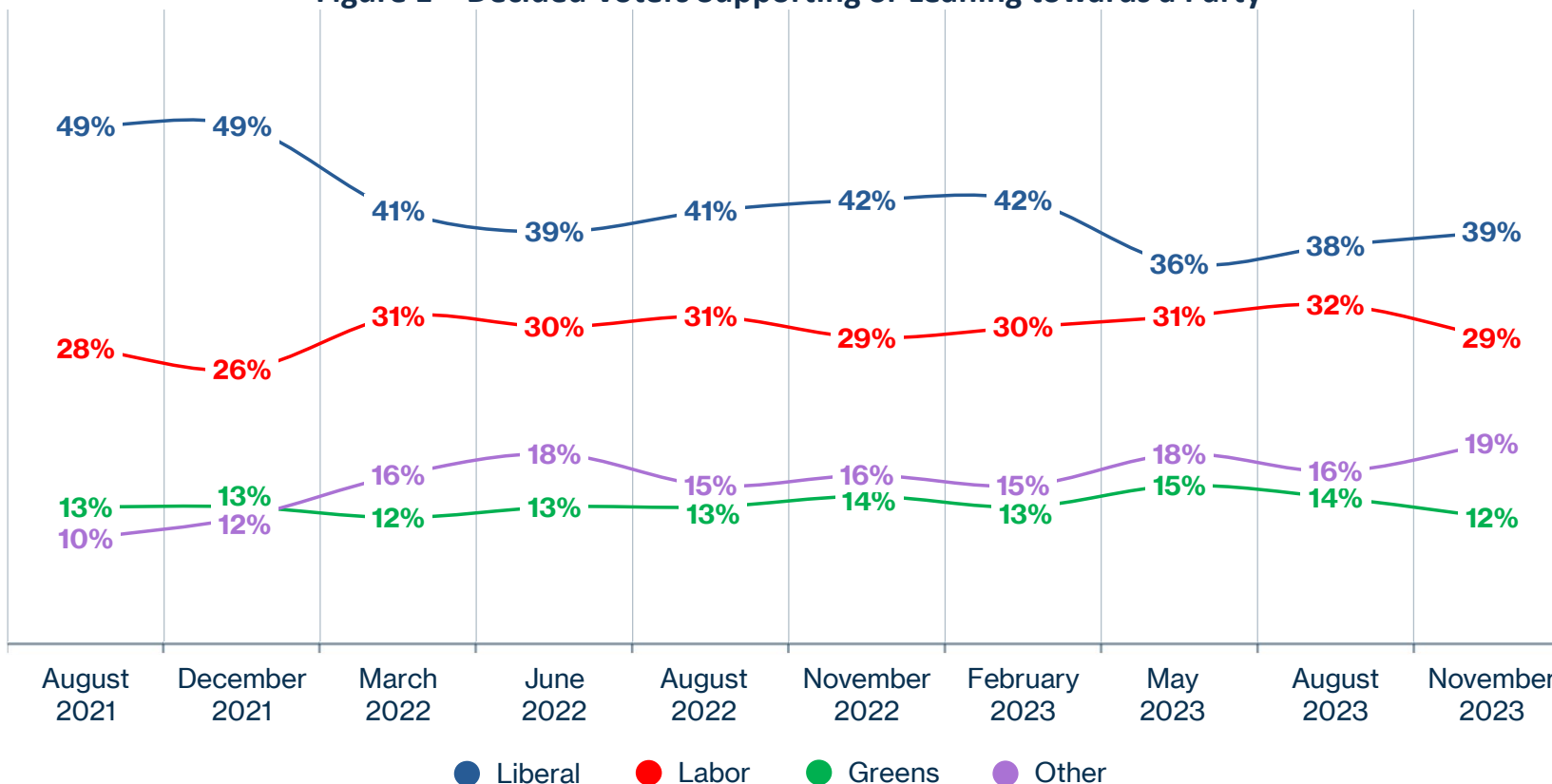
The research complies with the EMRS Quality System, certified to ISO 20252:2019, the international standard for Social and Market Research, certificate number 888027.

© 2023 EMRS | 2

# TASMANIAN STATE VOTING INTENTIONS



Figure 1 – Decided Voters Supporting or Leaning towards a Party



The most recent EMRS poll was conducted from the 20<sup>th</sup> to the 27<sup>th</sup> of November 2023, calling landline and mobile phone numbers throughout Tasmania.

**Summary:**

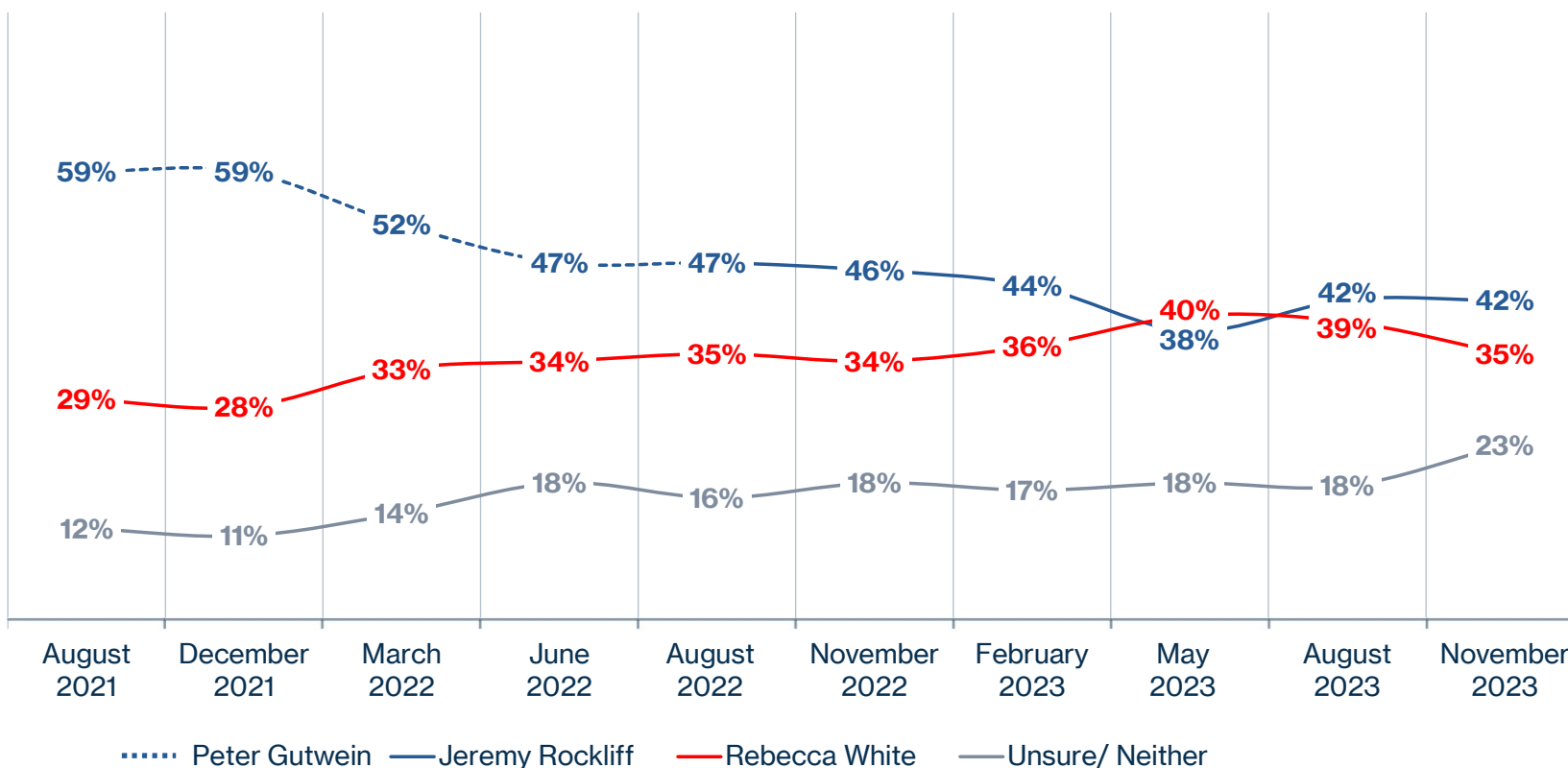
- After a significant drop in May, support for the Liberal State Government has started to recover, with a +3pt increase to 39%.
- Support for the Labor Party has fallen 3pts to 29%.
- Support for The Greens is down by 2pts to 12%.
- 19% of respondents say they will vote for someone other than a Liberal, Labor or Tasmanian Greens candidate, with 17% supporting an independent candidate.

Q. If the Tasmanian State Election for the House of Assembly was held today, who would you vote for?  
 If unsure, respondents were then asked: Q2. Even if it's a slight leaning, would it be the Liberal Party, the Labor Party, the Greens, an Independent, or some other minor party?  
 Respondents who declined to answer or not registered to vote were removed from analysis – Nov-2023: n=911

# TASMANIAN STATE VOTING INTENTIONS



Figure 2 – Preferred Premier of Tasmania



The proportion of voters nominating Jeremy Rockliff as their preferred Premier in the latest November poll remained unchanged when compared to August 2023, standing at 42%

Meanwhile, Rebecca White has lost considerable personal support as preferred premier, down by 4 pts since August, standing at 35%.

Nearly one in four voters (23%) were unable to make a choice between the two leaders – this represents the highest level of undecided vote in the premier stakes since March 2017.

Q. Who would you prefer to be the Premier of Tasmania? Respondents were read two options: Rebecca White and Jeremy Rockliff  
 Respondents who were not registered to vote were removed from analysis – Nov-2023: n=975



**emrs**

Part of the  **CIT GROUP**

[emrs.com.au](http://emrs.com.au)