



LIGHTLEAF

seaLeaf

LIGHT, RIGID, RAIL-MOUNTED
SOLAR FOR BOATS

Rotate 360° to capture moving sun.



$\frac{3}{8}$ " thin yet rigid and strong



Molded curve to neatly tuck away.



Canadian Made



Quick release clamps: Attaches to any 1" rail, including push-pits, dodgers, and arches. Simple and clean adjustment—no supports, lines, or clutter. *clamps may be available in other sizes. Enquire Directly for more information.

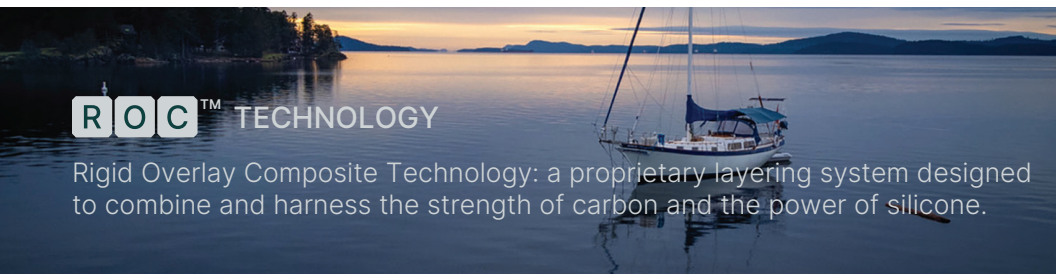


🗣️ From box to rail took almost no time at all. It was super easy. 🗣️

JOHN KELSEY, SAILOR AND ADVENTURE PHOTOGRAPHER IN BC, CANADA

ROC™ TECHNOLOGY

Rigid Overlay Composite Technology: a proprietary layering system designed to combine and harness the strength of carbon and the power of silicone.



The seaLeaf is Canadian made, marine grade, built to power your adventure.

Contact us for inquiries and support.

www.lightleafsolar.com
info@lightleafsolar.com
(306) 242-5033
2225 1st Ave N, Saskatoon, SK



Specification	Data
Nominal Max Power (Pmax)	110W
Optimal Operation Voltage (Vmp)	20.0V
Optimal Operation Current (Imp)	5.54A
Open Circuit Voltage (Voc)	23.5V
Short Circuit Current (Isc)	5.84A
Cell Type	Sunpower Maxeon GIII Premium ME3 25% Eff.
Cell Arrangement	32 (4×8)
Dimensions	1073×575mm (42.2×22.5 in)
Panel Thickness	9mm (3/8")
Weight	2.5kg (5.4lb)
Cable/Connector	3m (10') 14AWG circular tinned marine grade
Connector	Plain for passing through a bulkhead and spliced below deck
Hardware	304 stainless steel
Junction Box	Sealed and potted, 2 Schottky by-pass diodes

Electrical data at STC (1000W/m^2, AM 1.5, 25 DegC)

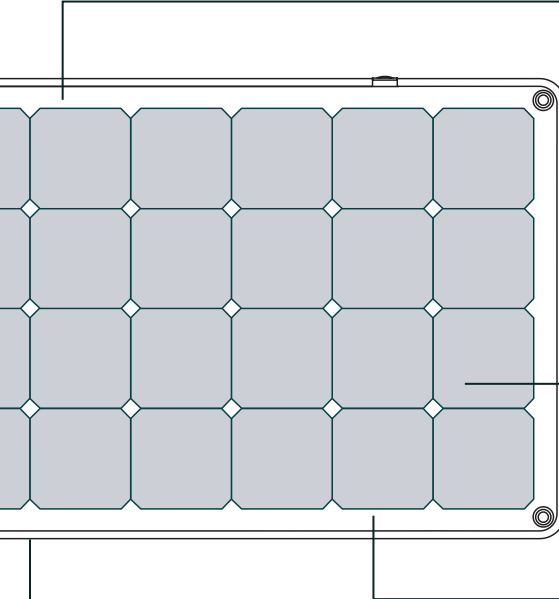
When I found LightLeaf I was amazed at the lightweight technology they use to produce their panels...I couldn't be happier with the product.

SERGE PAPASERGIU, SAILOR IN UNITED STATES



Rigid + Rugged Solar

Rigid carbon-fiber foundation is self-supporting, forming uncompromising strength at ¼ of the weight and thickness of standard glass panels.



ROC

Simple attachment to standard rails.

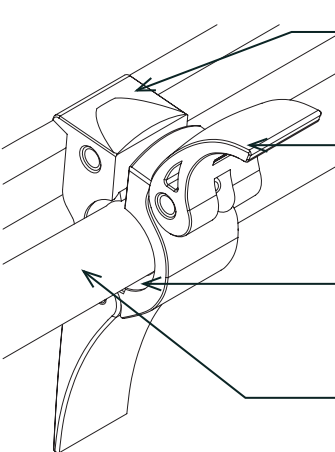
SunPower Maxeon monocrystalline cells maximize power output at 25% efficiency.

Polycarbonate front sheet provides superior UV protection and abrasion resistance.

ROC

Sleek aesthetics add to any boat, with matte black cells and carbon weave finish. Marine grade resistance to harsh weathers and temperatures.

Quick Release Anchors



Resilient ABS and ASA polymer

Adjustable quick release lever

Energy absorbing silicone rubber bushing

1" rail



Paper-thin profile measures just $\frac{3}{8}$ " (9mm), with curvature allowing for optimal solar efficiency and snag-free operation.

Quick release clamps.



Junction Box Potted waterproof.



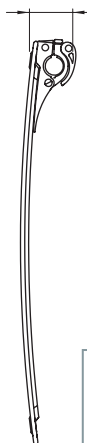
Marine grade 14 AWG Duplex Round profile 10'.



Bare end for versatile installation.



[2.3in]
60mm



[21 $\frac{1}{4}$ in]
540mm

[22.5in]
575mm

[42.2in]
1073mm

Pain-free rounded corners.



Durable rubber edge trim.



Corner grommets

