

# INFUSION™

## Perennial Ryegrass



Gray Leaf Spot Resistant



Fine Leaf Texture



Wear Tolerant

With excellent seedling vigor and superior disease resistance, Infusion will get your project off to a strong start.

Infusion Perennial ryegrass was specifically selected for resistance to gray leaf spot and crown rust. Infusion was tested in the 2010 NTEP test under the experimental designation JR-178, where it excelled in overall quality, disease resistance, fine texture, density, and seedling vigor.

### Key features

- Excellent Tolerance to Gray Leaf Spot and Crown Rust
- Dark Genetic Color
- Year-Round Density to Crowd Out Weeds
- Good Traffic Tolerance
- Excellent Seedling Vigor

**GLX®: GRAY LEAF SPOT RESISTANT**

### Maintenance

Seeding Rate: 5-10lbs./M\*  
Overseeding Rate (Warm): 10-15lbs./M\*  
Mowing (Recommendation): 2.0-3.0"  
Mowing (Down to): 0.500

\*M=1,000 square feet

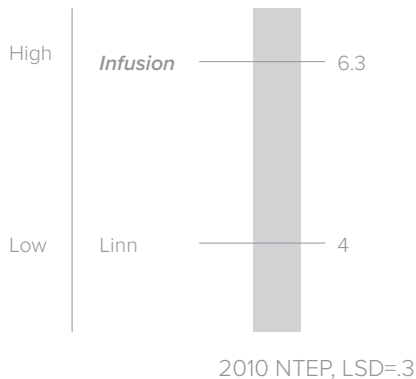


## Technical Information

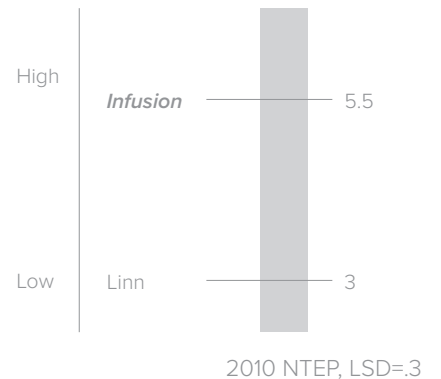
### Applications

Infusion maintains excellent turf density and ground cover at mowing heights as low as .44 in. (1.2 cm), and as high as 2.5 in. (6.35 cm), making it a perfect choice for high maintenance settings like golf and athletic fields, but also parks, schools, and home lawns. Infusion is a popular choice for winter overseeding in the southeast due to its excellent resistance to crown rust.

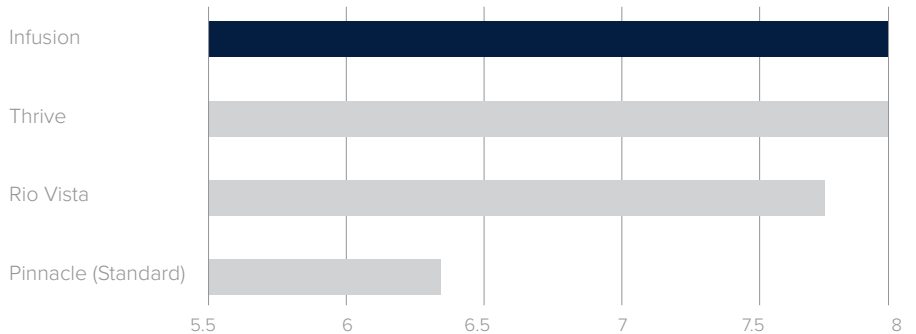
### Leaf Texture



### Mean Turf Quality



### Gray Leaf Spot Resistance



2010 NTEP Leaf Texture, LSD=.2

**JACKLIN**

[www.jacklin.com](http://www.jacklin.com)