

HOW TO NAVIGATE



Teams

01 CHANNELS

Channels are dedicated to different topics:

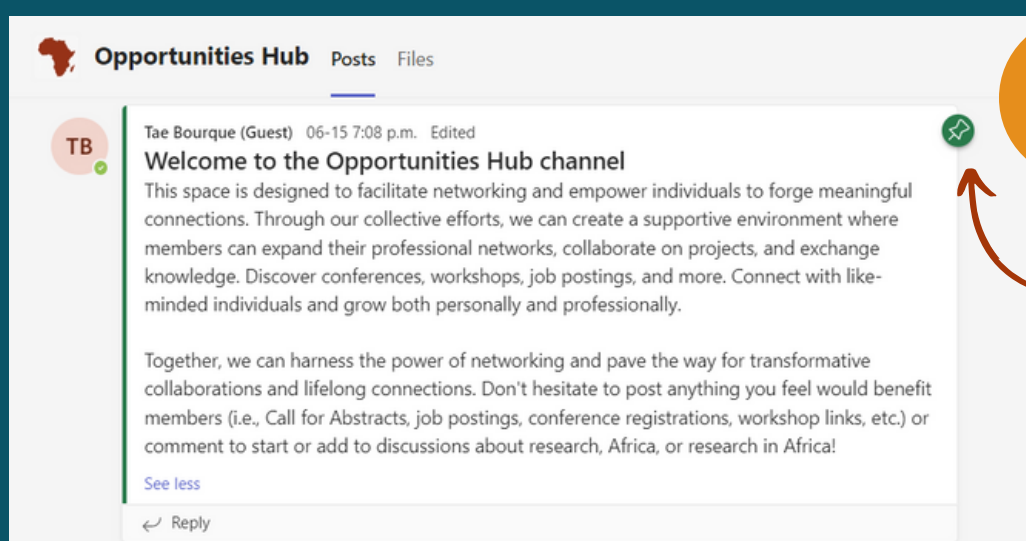
1. General
2. Funding Resources
3. Measures, Tasks, Tools
4. Member Introductions
5. Open Science and Data Sharing
6. Opportunities Hub
7. Research Help Desk

Each channel is further divided into Posts and Files



For assistance, contact:
Taeko Bourque

02 POSTS



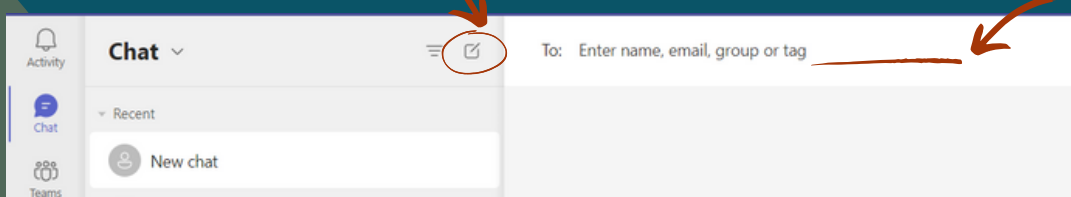
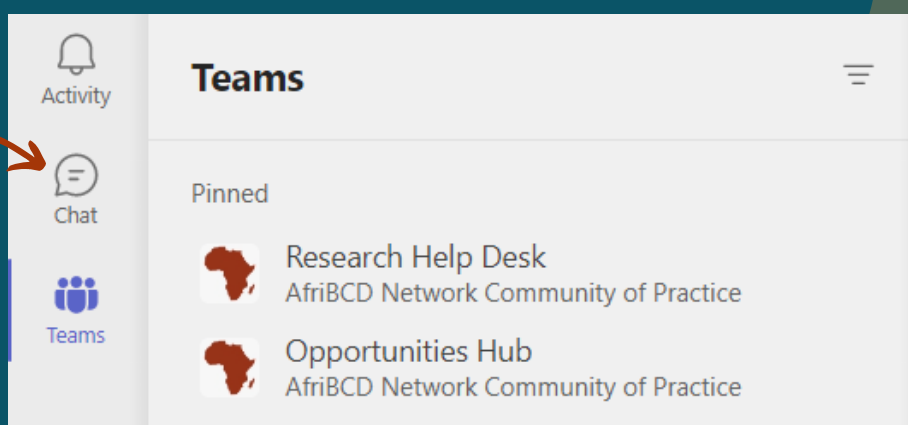
Each channel has a pinned post with a description of intended content and use.

*In all channels: Everyone is welcome to post new content or interact with existing posts. We simply ask that you choose the appropriate channel.

03 SELECTING APPROPRIATE CHANNEL

Read the pinned post in each channel for more information about the content that should be included. If you are unsure, please contact: Taeko Bourque

To contact a member of the CoP directly, click on the Chat option (left menu). This will then open the Chat tab. You can see existing conversations or start a new one by clicking here...



... and entering the name of the person you'd like to contact

04 FILES

Browse files for helpful information or upload your own documents.

Ex: we have weekly asynchronous paper discussions. Everyone is welcome to upload paper suggestions to the appropriate folder.

