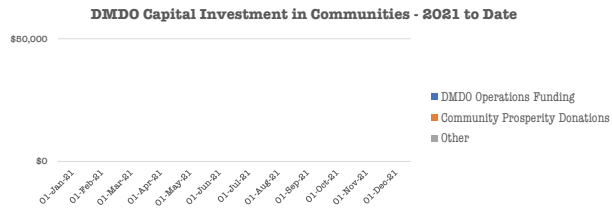


DMDO Financial Summary

January 2021

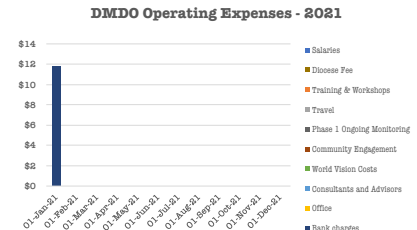
Exchange (Tanzanian Shillings to USD1)	2,300
--	-------

Income		
	2021	Jan-21
DMDO Operations Donations	\$0	\$0
Community Prosperity Donations	\$0	\$0
Other	\$0	\$0
	\$0	\$0



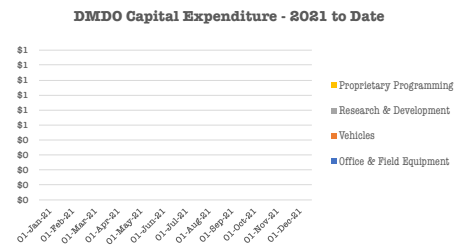
Summary		
	2021	Jan-21
Opex Donations	\$0	\$0
Capex Donations	\$0	\$0
Other	\$0	\$0
Incoming	\$0	\$0
DMDO Operating Expenses	(\$12)	(\$12)
DMDO Capital Expenditure	\$0	\$0
DMDO Operations	(\$12)	(\$12)
Community Prosperity Investment	\$0	\$0
Outgoing	(\$12)	(\$12)
Surplus / (Deficit)	(\$12)	(12)
Bank Account Reconciliation		
	Jan-21	
	Opening	Closing
CRDB Account	\$496	\$484
NBC Account	\$0	\$0
Cash in Hand	\$0	\$0
Total in Accounts & Cash	\$496	\$484
Free Cash	\$496	\$484
Change in Account Balances during Month		(\$12)
Variance	OK	\$0

Operating Expenses		
	2021	Jan-21
Salaries	\$0	\$0
Training & Workshops	\$0	\$0
Travel	\$0	\$0
Office	\$0	\$0
Consultants and Advisors	\$0	\$0
World Vision Costs	\$0	\$0
Bank charges	(\$12)	(\$12)
Community Engagement	\$0	\$0
Phase 1 Ongoing Monitoring	\$0	\$0
Diocese Fee	\$0	\$0
DMDO Operating Expenses	(\$12)	(\$12)



Community Operations		
	2021	Jan-21
Water Infrastructure	\$0	\$0
Sanitation Infrastructure	\$0	\$0
Community Marketing	\$0	\$0
Economic Empowerment	\$0	\$0
Other Community Investment	\$0	\$0
Community Prosperity Investment	\$0	\$0

DMDO Capital Expenditure		
	2021	Jan-21
Office & Field Equipment	\$0	\$0
Vehicles	\$0	\$0
Research & Development	\$0	\$0
Proprietary Programming	\$0	\$0
DMDO Capital Expenditure	\$0	\$0



DMDO Capital Investment in Communities - 2021 to Date

