


DMDO Monthly Financial Report

February 2021

Exchange (Tanzanian Shillings to USD1)	2,300
----------------------------------------	-------

Income		
	2021	Feb-21
DMDO Operations Donations	\$0	\$0
Community Prosperity Donations	\$0	\$0
Other	\$0	\$0
	\$0	\$0

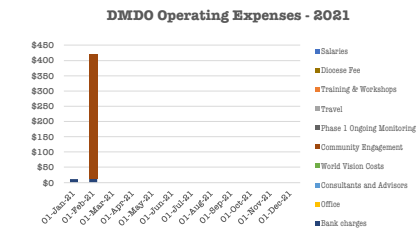


Summary		
	2021	Feb-21
Opex Donations	\$0	\$0
Capex Donations	\$0	\$0
Other	\$0	\$0
Incoming	\$0	\$0
DMDO Operating Expenses	(\$431)	(\$420)
DMDO Capital Expenditure	\$0	\$0
DMDO Operations	(\$431)	(\$420)
Community Prosperity Investment	\$0	\$0
Outgoing	(\$431)	(\$420)
Surplus / (Deficit)	(\$431)	(420)

Bank Account Reconciliation		
	Feb-21	
	Opening	Closing
CRDB Account	\$484	\$64
NEC Account	\$0	\$0
Cash in Hand	\$0	\$0
Total in Accounts & Cash	\$484	\$64
Free Cash	\$484	\$64

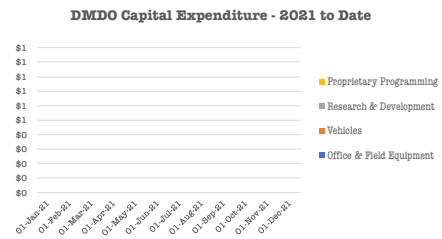
Change in Account Balances during Month		
	2021	Feb-21
Variance	OK	\$0

Operating Expenses		
	2021	Feb-21
Salaries	\$0	\$0
Training & Workshops	\$0	\$0
Travel	\$0	\$0
Office	\$0	\$0
Consultants and Advisors	\$0	\$0
World Vision Costs	\$0	\$0
Bank charges	(\$27)	(\$15)
Community Engagement	(\$404)	(\$404)
Phase 1 Ongoing Monitoring	\$0	\$0
Diocese Fee	\$0	\$0
DMDO Operating Expenses	(\$431)	(\$420)



Community Operations		
	2021	Feb-21
Water Infrastructure	\$0	\$0
Sanitation Infrastructure	\$0	\$0
Community Marketing	\$0	\$0
Economic Empowerment	\$0	\$0
Other Community Investment	\$0	\$0
Community Prosperity Investment	\$0	\$0

DMDO Capital Expenditure		
	2021	Feb-21
Office & Field Equipment	\$0	\$0
Vehicles	\$0	\$0
Research & Development	\$0	\$0
Proprietary Programming	\$0	\$0
DMDO Capital Expenditure	\$0	\$0



DMDO Capital Investment in Communities - 2021 to Date

