


DMDO Monthly Financial Report

March 2021

Exchange (Tanzanian Shillings to USD1)	2,300
--	-------

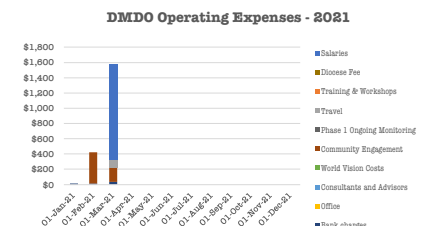
Income		
	2021	Mar-21
DMDO Operations Donations	\$0	\$0
Community Prosperity Donations	\$0	\$0
Other	\$0	\$0
	\$0	\$0



Summary		
	2021	Mar-21
Opex Donations	\$0	\$0
Capex Donations	\$0	\$0
Other	\$0	\$0
Incoming	\$0	\$0
DMDO Operating Expenses	(\$2,009)	(\$1,577)
DMDO Capital Expenditure	\$0	\$0
DMDO Operations	(\$2,009)	(\$1,577)
Community Prosperity Investment	\$0	\$0
Outgoing	(\$2,009)	(\$1,577)
Surplus / (Deficit)	(\$2,009)	(1,577)

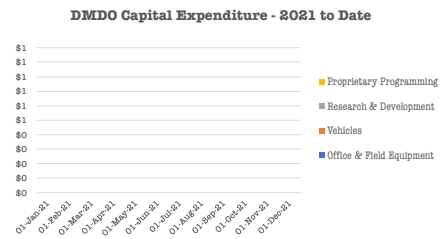
Bank Account Reconciliation		
	Mar-21	
	Opening	Closing
CRDB Account	\$64	(\$1,513)
NEC Account	\$0	\$0
Cash in Hand	\$0	\$0
Total in Accounts & Cash	\$64	(\$1,513)
Free Cash	\$64	(\$1,513)
Change in Account Balances during Month		(1,577)
Variance	OK	\$0

Operating Expenses		
	2021	Mar-21
Salaries	(\$1,243)	(\$1,243)
Training & Workshops	\$0	\$0
Travel	(\$111)	(\$111)
Office	\$0	\$0
Consultants and Advisors	\$0	\$0
World Vision Costs	\$0	\$0
Bank charges	(\$59)	(\$32)
Community Engagement	(\$596)	(\$191)
Phase 1 Ongoing Monitoring	\$0	\$0
Diocese Fee	\$0	\$0
DMDO Operating Expenses	(\$2,009)	(\$1,577)



Community Operations		
	2021	Mar-21
Water Infrastructure	\$0	\$0
Sanitation Infrastructure	\$0	\$0
Community Marketing	\$0	\$0
Economic Empowerment	\$0	\$0
Other Community Investment	\$0	\$0
Community Prosperity Investment	\$0	\$0

DMDO Capital Expenditure		
	2021	Mar-21
Office & Field Equipment	\$0	\$0
Vehicles	\$0	\$0
Research & Development	\$0	\$0
Proprietary Programming	\$0	\$0
DMDO Capital Expenditure	\$0	\$0



DMDO Capital Investment in Communities - 2021 to Date

