


DMDO Monthly Financial Report

April 2021

Exchange (Tanzanian Shillings to USD1)	2,300
--	-------

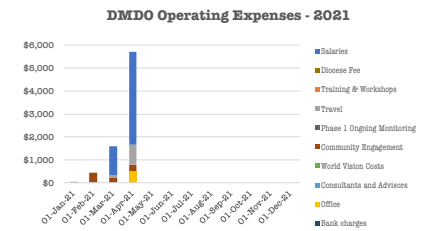
Income		
	2021	Apr-21
DMDO Operations Donations	\$30,096	\$30,096
Community Prosperity Donations	\$0	\$0
Other	\$0	\$0
	\$30,096	\$30,096



Summary		
	2021	Apr-21
Opex Donations	\$30,096	\$30,096
Capex Donations	\$0	\$0
Other	\$0	\$0
Incoming	\$30,096	\$30,096
<i>DMDO Operating Expenses</i>	<i>(\$7,719)</i>	<i>(\$5,710)</i>
<i>DMDO Capital Expenditure</i>	<i>(\$6,949)</i>	<i>(\$6,949)</i>
DMDO Operations	(\$14,668)	(\$12,659)
Community Prosperity Investment	(\$5,534)	(\$5,534)
Outgoing	(\$20,201)	(\$18,195)
Surplus / (Deficit)	\$9,894	11,903

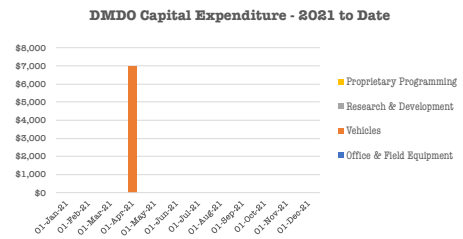
Bank Account Reconciliation		
	Apr-21	
	Opening	Closing
CRDB Account	(\$1,513)	\$10,385
NEC Account	\$0	\$0
Cash in Hand	\$0	\$6
Total in Accounts & Cash	(\$1,513)	\$10,390
Free Cash	(\$1,513)	\$10,390
Change in Account Balances during Month		\$11,903
Variance	OK	\$0

Operating Expenses		
	2021	Apr-21
Salaries	(\$5,313)	(\$4,070)
Training & Workshops	\$0	\$0
Travel	(\$957)	(\$846)
Office	(\$472)	(\$472)
Consultants and Advisors	\$0	\$0
World Vision Costs	\$0	\$0
Bank charges	(\$89)	(\$30)
Community Engagement	(\$888)	(\$293)
Phase 1 Ongoing Monitoring	\$0	\$0
Diocese Fee	\$0	\$0
DMDO Operating Expenses	(\$7,719)	(\$5,710)



Community Operations		
	2021	Apr-21
Water Infrastructure	\$0	\$0
Sanitation Infrastructure	\$0	\$0
Community Marketing	\$0	\$0
Economic Empowerment	\$0	\$0
Other Community Investment	\$5,534	\$5,534
Community Prosperity Investment	\$5,534	\$5,534

DMDO Capital Expenditure		
	2021	Apr-21
Office & Field Equipment	\$0	\$0
Vehicles	(\$6,949)	(\$6,949)
Research & Development	\$0	\$0
Proprietary Programming	\$0	\$0
DMDO Capital Expenditure	(\$6,949)	(\$6,949)



DMDO Capital Investment in Communities - 2021 to Date

