

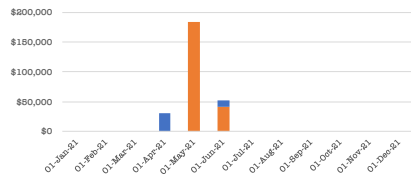
DMDO Monthly Financial Report

June 2021

Exchange (Tanzanian Shillings to USD1)	2,300
--	-------

Income		
	2021	Jun-21
DMDO Operations Donations	\$40,104	\$10,009
Community Prosperity Donations	\$225,204	\$41,515
Other	\$0	\$0
	\$265,308	\$51,524

DMDO Income - 2021 to Date



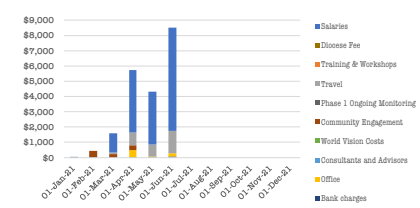
Summary		
	2021	Jun-21
Opex Donations	\$40,104	\$10,009
Capex Donations	\$225,204	\$41,515
Other	\$0	\$0
Incoming	\$265,308	\$51,524
DMDO Operating Expenses	(\$20,544)	(\$8,491)
DMDO Capital Expenditure	(\$10,903)	(\$436)
DMDO Operations	(\$31,446)	(\$8,927)
Community Prosperity Investment	(\$211,119)	(\$159,533)
Outgoing	(\$242,566)	(\$168,461)
Surplus / (Deficit)	\$22,742	(116,937)

Bank Account Reconciliation		
	Jun-21	
	Opening	Closing
CRDB Account	\$140,054	\$23,205
NEC Account	\$0	\$0
Cash in Hand	\$122	\$33
Total in Accounts & Cash	\$140,176	\$23,238
Free Cash	\$140,175	\$23,238

Change in Account Balances during Month	
	Variance
OK	\$0

Operating Expenses		
	2021	Jun-21
Salaries	(\$15,519)	(\$8,745)
Training & Workshops	\$0	\$0
Travel	(\$3,216)	(\$1,485)
Office	(\$730)	(\$191)
Consultants and Advisors	\$0	\$0
World Vision Costs	\$0	\$0
Bank charges	(\$182)	(\$70)
Community Engagement	(\$888)	\$0
Phase 1 Ongoing Monitoring	\$0	\$0
Diocese Fee	\$0	\$0
DMDO Operating Expenses	(\$20,544)	(\$8,491)

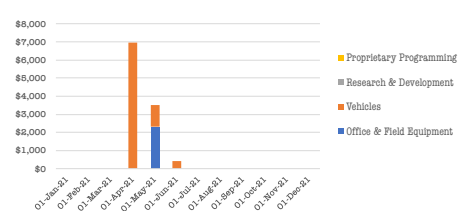
DMDO Operating Expenses - 2021



Community Operations		
	2021	Jun-21
Water Infrastructure	\$181,656	\$153,419
Sanitation Infrastructure	\$0	\$0
Community Marketing	\$3,525	\$3,525
Economic Empowerment	\$18,259	\$1,704
Other Community Investment	\$7,679	\$885
Community Prosperity Investment	\$211,119	\$159,533

DMDO Capital Expenditure		
	2021	Jun-21
Office & Field Equipment	(\$2,318)	\$0
Vehicles	(\$8,584)	(\$436)
Research & Development	\$0	\$0
Proprietary Programming	\$0	\$0
DMDO Capital Expenditure	(\$10,903)	(\$436)

DMDO Capital Expenditure - 2021 to Date



DMDO Capital Investment in Communities - 2021 to Date

