

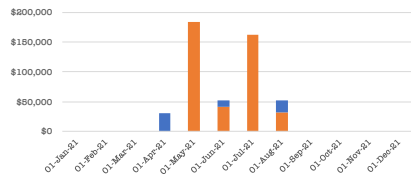
DMDO Monthly Financial Report

August 2021

Exchange (Tanzanian Shillings to USD1)	2,300
--	-------

Income		
	2021	Aug-21
DMDO Operations Donations	\$60,225	\$20,120
Community Prosperity Donations	\$419,598	\$32,211
Other	\$0	\$0
	\$479,822	\$52,331

DMDO Income - 2021 to Date



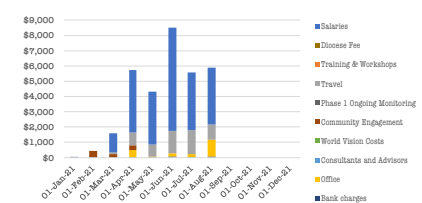
Summary		
	2021	Aug-21
Opex Donations	\$60,225	\$20,120
Capex Donations	\$419,598	\$32,211
Other	\$0	\$0
Incoming	\$479,822	\$52,331
DMDO Operating Expenses	(\$32,028)	(\$5,909)
DMDO Capital Expenditure	(\$12,039)	\$0
DMDO Operations	(\$44,067)	(\$5,909)
Community Prosperity Investment	(\$385,481)	(\$90,312)
Outgoing	(\$429,548)	(\$96,221)
Surplus / (Deficit)	\$50,274	(43,890)

Bank Account Reconciliation		
	Aug-21	
	Opening	Closing
CRDB Account	\$93,982	\$50,734
NEC Account	\$0	\$0
Cash in Hand	\$878	\$56
Total in Accounts & Cash	\$94,860	\$50,770
Free Cash	\$94,860	\$50,770

Change in Account Balances during Month	
	Variance
	OK
	\$0

Operating Expenses		
	2021	Aug-21
Salaries	(\$23,039)	(\$3,755)
Training & Workshops	\$0	\$0
Travel	(\$5,757)	(\$978)
Office	(\$2,024)	(\$1,074)
Consultants and Advisors	\$0	\$0
World Vision Costs	\$0	\$0
Bank charges	(\$320)	(\$102)
Community Engagement	(\$888)	\$0
Phase 1 Ongoing Monitoring	\$0	\$0
Diocese Fee	\$0	\$0
DMDO Operating Expenses	(\$32,028)	(\$5,909)

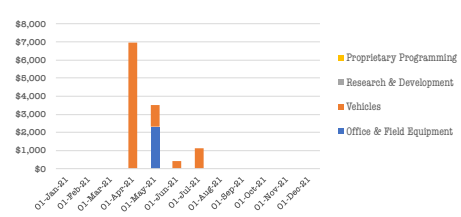
DMDO Operating Expenses - 2021



Community Operations		
	2021	Aug-21
Water Infrastructure	\$347,440	\$88,605
Sanitation Infrastructure	\$0	\$0
Community Marketing	\$5,154	\$0
Economic Empowerment	\$22,166	\$0
Other Community Investment	\$10,721	\$1,707
Community Prosperity Investment	\$385,481	\$90,312

DMDO Capital Expenditure		
	2021	Aug-21
Office & Field Equipment	(\$2,318)	\$0
Vehicles	(\$9,721)	\$0
Research & Development	\$0	\$0
Proprietary Programming	\$0	\$0
DMDO Capital Expenditure	(\$12,039)	\$0

DMDO Capital Expenditure - 2021 to Date



DMDO Capital Investment in Communities - 2021 to Date

