

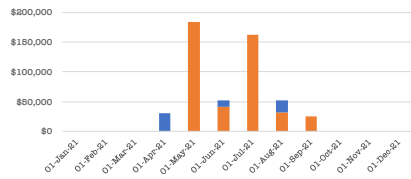
DMDO Monthly Financial Report

September 2021

Exchange (Tanzanian Shillings to USD1)	2,300
--	-------

Income		
	2021	Sep-21
DMDO Operations Donations	\$60,225	\$0
Community Prosperity Donations	\$445,071	\$25,474
Other	\$0	\$0
	\$505,296	\$25,474

DMDO Income - 2021 to Date



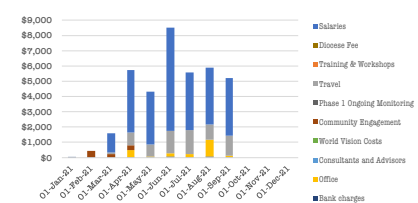
Summary		
	2021	Sep-21
Opex Donations	\$60,225	\$0
Capex Donations	\$445,071	\$25,474
Other	\$0	\$0
Incoming	\$505,296	\$25,474
DMDO Operating Expenses	(\$37,214)	(\$5,185)
DMDO Capital Expenditure	(\$12,039)	\$0
DMDO Operations	(\$49,253)	(\$5,185)
Community Prosperity Investment	(\$451,432)	(\$65,951)
Outgoing	(\$500,685)	(\$71,137)
Surplus / (Deficit)	\$4,611	(45,663)

Bank Account Reconciliation		
	Sep-21	Closing
	Opening	
CRDB Account	\$60,734	\$4,701
NEC Account	\$0	\$0
Cash in Hand	\$36	\$405
Total in Accounts & Cash	\$60,770	\$5,107
Free Cash	\$50,770	\$5,107

Change in Account Balances during Month	
	Variance
	OK
	\$0

Operating Expenses		
	2021	Sep-21
Salaries	(\$26,794)	(\$3,755)
Training & Workshops	\$0	\$0
Travel	(\$7,076)	(\$1,319)
Office	(\$2,115)	(\$91)
Consultants and Advisors	\$0	\$0
World Vision Costs	\$0	\$0
Bank charges	(\$341)	(\$21)
Community Engagement	(\$888)	\$0
Phase 1 Ongoing Monitoring	\$0	\$0
Diocese Fee	\$0	\$0
DMDO Operating Expenses	(\$37,214)	(\$5,185)

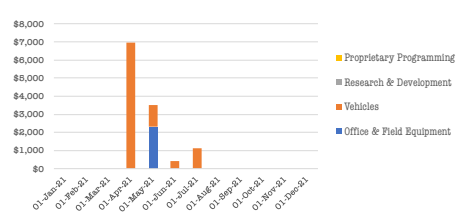
DMDO Operating Expenses - 2021



Community Operations		
	2021	Sep-21
Water Infrastructure	\$409,545	\$62,105
Sanitation Infrastructure	\$0	\$0
Community Marketing	\$6,622	\$1,467
Economic Empowerment	\$23,159	\$993
Other Community Investment	\$12,107	\$1,386
Community Prosperity Investment	\$451,432	\$65,951

DMDO Capital Expenditure		
	2021	Sep-21
Office & Field Equipment	(\$2,318)	\$0
Vehicles	(\$9,721)	\$0
Research & Development	\$0	\$0
Proprietary Programming	\$0	\$0
DMDO Capital Expenditure	(\$12,039)	\$0

DMDO Capital Expenditure - 2021 to Date



DMDO Capital Investment in Communities - 2021 to Date

