

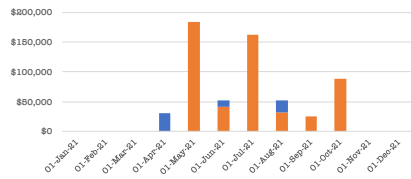
DMDO Monthly Financial Report

November 2021

Exchange (Tanzanian Shillings to USD1)	2,300
--	-------

Income		
	2021	Nov-21
DMDO Operations Donations	\$60,225	\$0
Community Prosperity Donations	\$533,208	\$0
Other	\$0	\$0
	\$593,433	\$0

DMDO Income - 2021 to Date



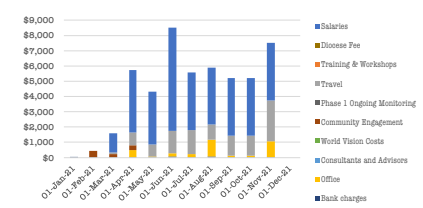
Summary		
	2021	Nov-21
Opex Donations	\$60,225	\$0
Capex Donations	\$533,208	\$0
Other	\$0	\$0
Incoming	\$593,433	\$0
DMDO Operating Expenses	(\$49,935)	(\$7,505)
DMDO Capital Expenditure	(\$12,039)	\$0
DMDO Operations	(\$61,972)	(\$7,505)
Community Prosperity Investment	(\$494,732)	(\$26,972)
Outgoing	(\$556,704)	(\$34,477)
Surplus / (Deficit)	\$56,729	(\$34,477)

Bank Account Reconciliation		
	Nov-21	
	Opening	Closing
CRDB Account	\$71,566	\$56,967
NEC Account	\$0	\$0
Cash in Hand	\$146	\$258
Total in Accounts & Cash	\$71,702	\$57,225
Free Cash	\$71,702	\$37,225

Change in Account Balances during Month	
	2021
	(\$34,477)
Variance	OK
	\$0

Operating Expenses		
	2021	Nov-21
Salaries	(\$34,303)	(\$3,755)
Training & Workshops	\$0	\$0
Travel	(\$11,103)	(\$2,701)
Office	(\$3,250)	(\$1,017)
Consultants and Advisors	\$0	\$0
World Vision Costs	\$0	\$0
Bank charges	(\$388)	(\$31)
Community Engagement	(\$888)	\$0
Phase 1 Ongoing Monitoring	\$0	\$0
Diocese Fee	\$0	\$0
DMDO Operating Expenses	(\$49,935)	(\$7,505)

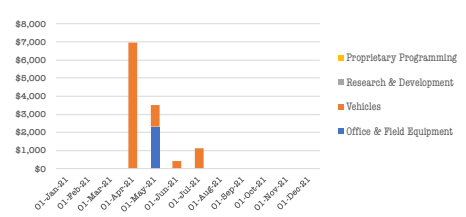
DMDO Operating Expenses - 2021



Community Operations		
	2021	Nov-21
Water Infrastructure	\$444,446	\$22,710
Sanitation Infrastructure	\$0	\$0
Community Marketing	\$7,833	\$1,211
Economic Empowerment	\$27,592	\$1,770
Other Community Investment	\$14,861	\$1,282
Community Prosperity Investment	\$494,732	\$26,972

DMDO Capital Expenditure		
	2021	Nov-21
Office & Field Equipment	(\$2,318)	\$0
Vehicles	(\$9,721)	\$0
Research & Development	\$0	\$0
Proprietary Programming	\$0	\$0
DMDO Capital Expenditure	(\$12,039)	\$0

DMDO Capital Expenditure - 2021 to Date



DMDO Capital Investment in Communities - 2021 to Date

