

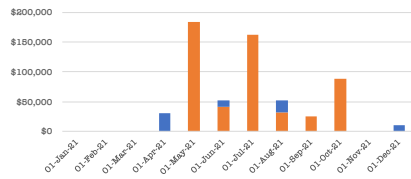
DMDO Monthly Financial Report

December 2021

Exchange (Tanzanian Shillings to USD1)	2,300
--	-------

Income		
	2021	Dec-21
DMDO Operations Donations	\$70,150	\$9,925
Community Prosperity Donations	\$533,208	\$0
Other	\$0	\$0
	\$603,358	\$9,925

DMDO Income - 2021 to Date



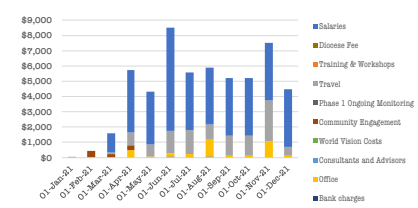
Summary		
	2021	Dec-21
Opex Donations	\$70,150	\$9,925
Capex Donations	\$533,208	\$0
Other	\$0	\$0
Incoming	\$603,358	\$9,925
<i>DMDO Operating Expenses</i>	<i>(\$54,409)</i>	<i>(\$4,476)</i>
<i>DMDO Capital Expenditure</i>	<i>(\$12,039)</i>	<i>\$0</i>
DMDO Operations	(\$66,448)	(\$4,476)
Community Prosperity Investment	(\$511,789)	(\$17,057)
Outgoing	(\$578,237)	(\$21,533)
Surplus / (Deficit)	\$25,121	(11,608)

Bank Account Reconciliation		
	Dec-21	Closing
CRDB Account	\$36,967	\$25,516
NEC Account	\$0	\$0
Cash in Hand	\$258	\$101
Total in Accounts & Cash	\$37,225	\$25,617
Free Cash	\$37,225	\$25,617

Change in Account Balances during Month	
	(\$11,608)
Variance	OK \$0

Operating Expenses		
	2021	Dec-21
Salaries	(\$38,058)	(\$3,755)
Training & Workshops	\$0	\$0
Travel	(\$11,716)	(\$613)
Office	(\$3,328)	(\$78)
Consultants and Advisors	\$0	\$0
World Vision Costs	\$0	\$0
Bank charges	(\$418)	(\$30)
Community Engagement	(\$888)	\$0
Phase 1 Ongoing Monitoring	\$0	\$0
Diocese Fee	\$0	\$0
DMDO Operating Expenses	(\$54,409)	(\$4,476)

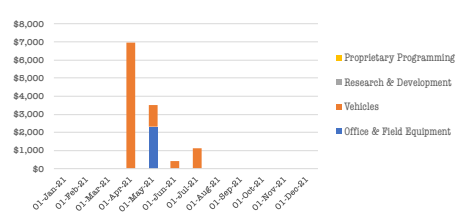
DMDO Operating Expenses - 2021



Community Operations		
	2021	Dec-21
Water Infrastructure	\$460,864	\$16,418
Sanitation Infrastructure	\$0	\$0
Community Marketing	\$7,833	\$0
Economic Empowerment	\$27,790	\$198
Other Community Investment	\$15,302	\$441
Community Prosperity Investment	\$511,789	\$17,057

DMDO Capital Expenditure		
	2021	Dec-21
Office & Field Equipment	(\$2,318)	\$0
Vehicles	(\$9,721)	\$0
Research & Development	\$0	\$0
Proprietary Programming	\$0	\$0
DMDO Capital Expenditure	(\$12,039)	\$0

DMDO Capital Expenditure - 2021 to Date



DMDO Capital Investment in Communities - 2021 to Date

