

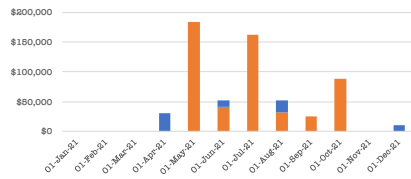
DMDO Monthly Financial Report

January 2022

Exchange (Tanzanian Shillings to USD1)	2,300
--	-------

Income		
	2022	Jan-22
DMDO Operations Donations	\$0	\$0
Community Prosperity Donations	\$66,864	\$66,864
Other	\$0	\$0
	\$66,864	\$66,864

DMDO Income - 2021 to Date

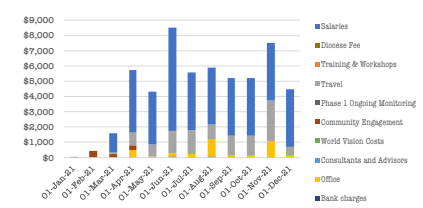


Summary		
	2022	Jan-22
Opex Donations	\$0	\$0
Capex Donations	\$66,864	\$66,864
Other	\$0	\$0
Incoming	\$66,864	\$66,864
DMDO Operating Expenses	(\$58,315)	(\$5,904)
DMDO Capital Expenditure	\$0	\$0
DMDO Operations	(\$58,315)	(\$5,904)
Community Prosperity Investment	(\$23,542)	(\$23,542)
Outgoing	(\$81,856)	(\$27,447)
Surplus / (Deficit)	(\$14,992)	\$9,417

Bank Account Reconciliation		
	Jan-22	Closing
	Opening	
CRDB Account	\$25,516	\$64,910
NEC Account	\$0	\$0
Cash in Hand	\$101	\$124
Total in Accounts & Cash	\$25,617	\$65,034
Free Cash	\$25,617	\$65,034
Change in Account Balances during Month		\$39,417
Variance	OK	\$0

Operating Expenses		
	2022	Jan-22
Salaries	(\$40,505)	(\$2,447)
Training & Workshops	\$0	\$0
Travel	(\$12,992)	(\$1,276)
Office	(\$3,494)	(\$165)
Consultants and Advisors	\$0	\$0
World Vision Costs	\$0	\$0
Bank charges	(\$434)	(\$16)
Community Engagement	(\$888)	\$0
Phase 1 Ongoing Monitoring	\$0	\$0
Diocese Fee	\$0	\$0
DMDO Operating Expenses	(\$58,315)	(\$5,904)

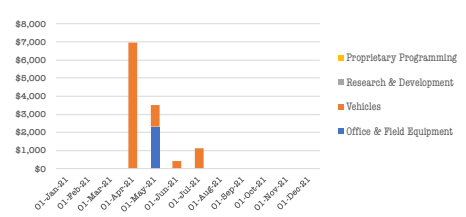
DMDO Operating Expenses - 2021



Community Operations		
	2022	Jan-22
Water Infrastructure	\$21,977	\$21,977
Sanitation Infrastructure	\$0	\$0
Community Marketing	\$1,091	\$1,091
Economic Empowerment	\$0	\$0
Other Community Investment	\$474	\$474
Community Prosperity Investment	\$23,542	\$23,542

DMDO Capital Expenditure		
	2022	Jan-22
Office & Field Equipment	\$0	\$0
Vehicles	\$0	\$0
Research & Development	\$0	\$0
Proprietary Programming	\$0	\$0
DMDO Capital Expenditure	\$0	\$0

DMDO Capital Expenditure - 2021 to Date



DMDO Capital Investment in Communities - 2021 to Date

