

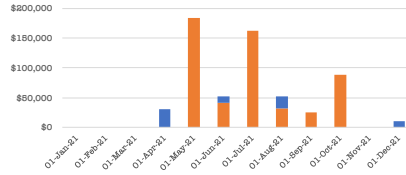
# DMDO Monthly Financial Report

## February 2022

Exchange (Tanzanian Shillings to USD1)	2,300
--	-------

Income		
	2022	Feb-22
<b>DMDO Operations Donations</b>	\$39,990	\$39,990
<b>Community Prosperity Donations</b>	\$66,864	\$0
<b>Other</b>	\$0	\$0
	<b>\$106,854</b>	<b>\$39,990</b>

DMDO Income - 2021 to Date



■ DMDO Operations Funding  
 ■ Community Prosperity Donations  
 ■ Other



Summary		
	2022	Feb-22
Opex Donations	\$39,990	\$39,990
Capex Donations	\$66,864	\$0
Other	\$0	\$0
<b>Incoming</b>	<b>\$106,854</b>	<b>\$39,990</b>
<i>DMDO Operating Expenses</i>	<i>(\$87,440)</i>	<i>(\$9,127)</i>
<i>DMDO Capital Expenditure</i>	<i>\$0</i>	<i>\$0</i>
DMDO Operations	(\$87,440)	(\$9,127)
Community Prosperity Investment	(\$68,588)	(\$35,046)
<b>Outgoing</b>	<b>(\$126,028)</b>	<b>(\$44,173)</b>
<b>Surplus / (Deficit)</b>	<b>(\$19,174)</b>	<b>(4,182)</b>

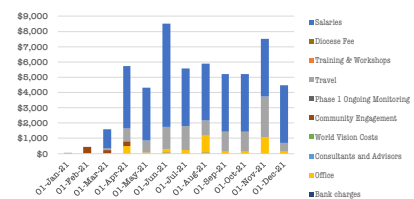
Bank Account Reconciliation		
	Feb-22	Closing
	Opening	
CRDB Account	\$64,910	\$60,745
NEC Account	\$0	\$0
Cash in Hand	\$124	\$107
Total in Accounts & Cash	\$65,034	\$60,852
<b>Free Cash</b>	<b>\$65,034</b>	<b>\$60,852</b>

Change in Account Balances during Month	
	Variance
OK	\$0

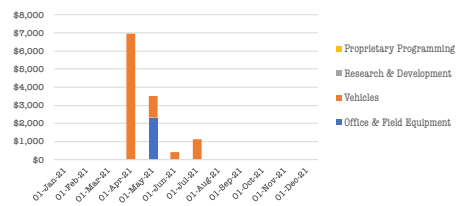
Operating Expenses		
	2022	Feb-22
Salaries	(\$45,568)	(\$5,063)
Training & Workshops	(\$1,930)	(\$1,930)
Travel	(\$14,912)	(\$1,920)
Office	(\$3,581)	(\$87)
Consultants and Advisors	\$0	\$0
World Vision Costs	\$0	\$0
Bank charges	(\$562)	(\$127)
Community Engagement	(\$888)	\$0
Phase 1 Ongoing Monitoring	\$0	\$0
Diocese Fee	\$0	\$0
<b>DMDO Operating Expenses</b>	<b>(\$67,440)</b>	<b>(\$9,127)</b>

DMDO Operating Expenses - 2021



DMDO Capital Expenditure		
	2022	Feb-22
Office & Field Equipment	\$0	\$0
Vehicles	\$0	\$0
Research & Development	\$0	\$0
Proprietary Programming	\$0	\$0
<b>DMDO Capital Expenditure</b>	<b>\$0</b>	<b>\$0</b>

DMDO Capital Expenditure - 2021 to Date



Community Operations		
	2022	Feb-22
<b>Water Infrastructure</b>	\$55,121	\$33,143
<b>Sanitation Infrastructure</b>	\$0	\$0
<b>Community Marketing</b>	\$1,091	\$0
<b>Economic Empowerment</b>	\$0	\$0
<b>Other Community Investment</b>	\$2,376	\$1,902
<b>Community Prosperity Investment</b>	<b>\$58,588</b>	<b>\$35,046</b>

DMDO Capital Investment in Communities - 2021 to Date

