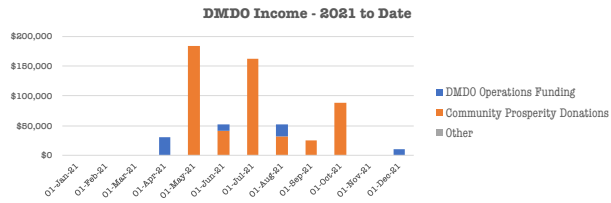


DMDO Monthly Financial Report

June 2022

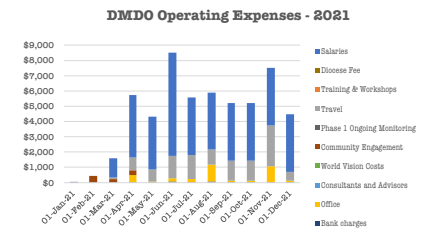
Exchange (Tanzanian Shillings to USD1)	2,300	
Income		
	2022	Jun-22
DMDO Operations Donations	\$65,132	\$25,142
Community Prosperity Donations	\$89,733	\$0
Other	\$0	\$0
	\$154,865	\$25,142



Summary		
	2022	Jun-22
Opex Donations	\$65,132	\$25,142
Capex Donations	\$89,733	\$0
Other	\$0	\$0
Incoming	\$154,865	\$25,142
DMDO Operating Expenses	(\$105,632)	(\$14,517)
DMDO Capital Expenditure	\$1,288	\$1,288
DMDO Operations	(\$104,344)	(\$13,029)
Community Prosperity Investment	(\$112,376)	\$0
Outgoing	(\$216,720)	(\$13,029)
Surplus / (Deficit)	(\$61,854)	12,113

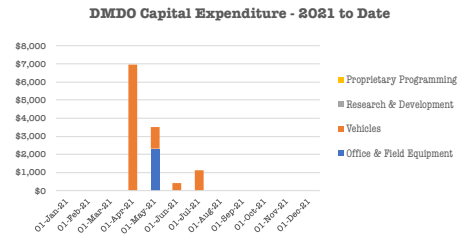
Bank Account Reconciliation		
	Jun-22	
	Opening	Closing
CRDB Account	\$5,970	\$17,869
NEC Account	\$0	\$0
Cash in Hand	\$86	\$203
Total in Accounts & Cash	\$6,058	\$18,172
Free Cash	\$6,058	\$18,172
Change in Account Balances during Month		\$12,113
Variance	OK	\$0

Operating Expenses		
	2022	Jun-22
Salaries	(\$66,307)	(\$6,328)
Training & Workshops	(\$1,930)	\$0
Travel	(\$27,025)	(\$5,625)
Office	(\$4,845)	(\$189)
Consultants and Advisors	\$0	\$0
World Vision Costs	\$0	\$0
Bank charges	(\$709)	(\$46)
Community Engagement	(\$3,017)	(\$2,128)
Phase 1 Ongoing Monitoring	\$0	\$0
Diocese Fee	\$0	\$0
DMDO Operating Expenses	(\$105,632)	(\$14,517)



Community Operations		
	2022	Jun-22
Water Infrastructure	\$107,752	\$0
Sanitation Infrastructure	\$0	\$0
Community Marketing	\$1,091	\$0
Economic Empowerment	\$0	\$0
Other Community Investment	\$3,533	\$0
Community Prosperity Investment	\$112,376	\$0

DMDO Capital Expenditure		
	2022	Jun-22
Office & Field Equipment	\$0	\$0
Vehicles	\$0	\$0
Research & Development	\$0	\$0
Proprietary Programming	\$1,288	\$1,288
DMDO Capital Expenditure	\$1,288	\$1,288



DMDO Capital Investment in Communities - 2021 to Date

