

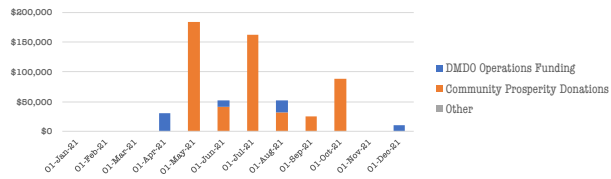
DMDO Monthly Financial Report

July 2022

Exchange (Tanzanian Shillings to USD1)	2,300
--	-------

Income		
	2022	Jul-22
DMDO Operations Donations	\$266,600	\$201,468
Community Prosperity Donations	\$89,733	\$0
Other	\$0	\$0
	\$356,334	\$201,468

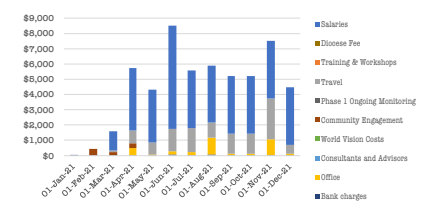
DMDO Income - 2021 to Date



Summary		
	2022	Jul-22
Opex Donations	\$266,600	\$201,468
Capex Donations	\$89,733	\$0
Other	\$0	\$0
Incoming	\$356,334	\$201,468
<i>DMDO Operating Expenses</i>	<i>(\$116,711)</i>	<i>(\$11,079)</i>
<i>DMDO Capital Expenditure</i>	<i>(\$7,969)</i>	<i>(\$9,257)</i>
DMDO Operations	(\$124,680)	(\$20,335)
Community Prosperity Investment	(\$112,376)	\$0
Outgoing	(\$237,055)	(\$20,335)
Surplus / (Deficit)	\$119,278	181,133
Bank Account Reconciliation		
	Jul-22	
	<u>Opening</u>	<u>Closing</u>
CRDB Account	\$17,869	\$198,824
NEC Account	\$0	\$0
Cash in Hand	\$303	\$480
Total in Accounts & Cash	\$18,172	\$199,304
Free Cash	\$18,172	\$199,304
Change in Account Balances during Month		\$181,133
Variance	OK	\$0

Operating Expenses		
	2022	Jul-22
Salaries	(\$74,635)	(\$6,328)
Training & Workshops	(\$1,930)	\$0
Travel	(\$27,402)	(\$377)
Office	(\$5,841)	(\$1,196)
Consultants and Advisors	\$0	\$0
World Vision Costs	\$0	\$0
Bank charges	(\$794)	(\$84)
Community Engagement	(\$8,110)	(\$3,093)
Phase 1 Ongoing Monitoring	\$0	\$0
Diocese Fee	\$0	\$0
DMDO Operating Expenses	(\$116,711)	(\$11,079)

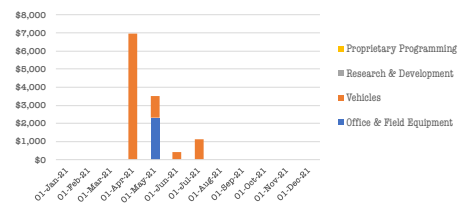
DMDO Operating Expenses - 2021



Community Operations		
	2022	Jul-22
Water Infrastructure	\$107,752	\$0
Sanitation Infrastructure	\$0	\$0
Community Marketing	\$1,091	\$0
Economic Empowerment	\$0	\$0
Other Community Investment	\$3,533	\$0
Community Prosperity Investment	\$112,376	\$0

DMDO Capital Expenditure		
	2022	Jul-22
Office & Field Equipment	\$0	\$0
Vehicles	\$0	\$0
Research & Development	(\$9,257)	(\$9,257)
Proprietary Programming	\$1,288	\$0
DMDO Capital Expenditure	(\$7,969)	(\$9,257)

DMDO Capital Expenditure - 2021 to Date



DMDO Capital Investment in Communities - 2021 to Date

