

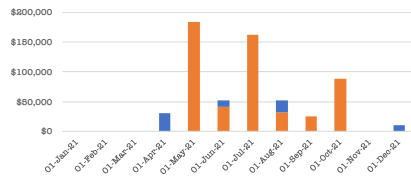
DMDO Monthly Financial Report

August 2022

Exchange (Tanzanian Shillings to USD1)	2,300
--	-------

Income		
	2022	Aug-22
DMDO Operations Donations	\$266,600	\$0
Community Prosperity Donations	\$89,733	\$0
Other	\$2	\$2
	\$356,335	\$2

DMDO Income - 2021 to Date



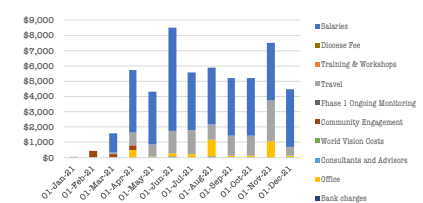
Summary		
	2022	Aug-22
Opex Donations	\$266,600	\$0
Capex Donations	\$89,733	\$0
Other	\$2	\$2
Incoming	\$356,335	\$2
<i>DMDO Operating Expenses</i>	<i>(\$131,464)</i>	<i>(\$14,753)</i>
<i>DMDO Capital Expenditure</i>	<i>(\$56,130)</i>	<i>(\$48,161)</i>
DMDO Operations	(\$187,594)	(\$62,914)
Community Prosperity Investment	(\$112,376)	\$0
Outgoing	(\$299,969)	(\$62,912)
Surplus / (Deficit)	\$56,366	(62,912)

Bank Account Reconciliation		
	Aug-22	
	Opening	Closing
CRDB Account	\$198,824	\$136,089
NEC Account	\$0	\$0
Cash in Hand	\$480	\$303
Total in Accounts & Cash	\$199,304	\$136,392
Free Cash	\$199,304	\$136,392

Change in Account Balances during Month	
	Variance
OK	\$0

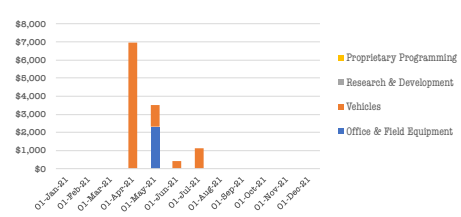
Operating Expenses		
	2022	Aug-22
Salaries	(\$84,143)	(\$9,508)
Training & Workshops	(\$1,930)	\$0
Travel	(\$28,583)	(\$1,181)
Office	(\$7,190)	(\$1,349)
Consultants and Advisors	\$0	\$0
World Vision Costs	\$0	\$0
Bank charges	(\$946)	(\$152)
Community Engagement	(\$8,672)	(\$2,562)
Phase 1 Ongoing Monitoring	\$0	\$0
Diocese Fee	\$0	\$0
DMDO Operating Expenses	(\$131,464)	(\$14,753)

DMDO Operating Expenses - 2021



DMDO Capital Expenditure		
	2022	Aug-22
Office & Field Equipment	(\$7,080)	(\$7,080)
Vehicles	(\$26,783)	(\$26,783)
Research & Development	(\$23,555)	(\$14,298)
Proprietary Programming	\$1,288	\$0
DMDO Capital Expenditure	(\$56,130)	(\$48,161)

DMDO Capital Expenditure - 2021 to Date



Community Operations		
	2022	Aug-22
Water Infrastructure	\$107,752	\$0
Sanitation Infrastructure	\$0	\$0
Community Marketing	\$1,091	\$0
Economic Empowerment	\$0	\$0
Other Community Investment	\$3,533	\$0
Community Prosperity Investment	\$112,376	\$0

DMDO Capital Investment in Communities - 2021 to Date

