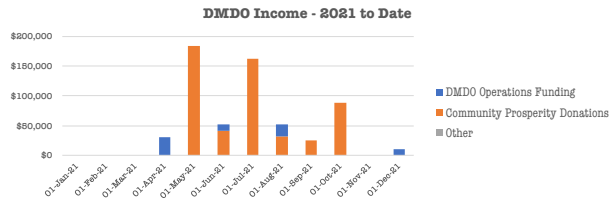


DMDO Monthly Financial Report

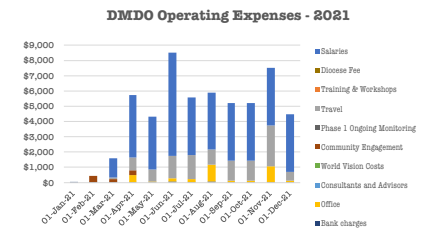
September 2022

Exchange (Tanzanian Shillings to USD1)	2,300	
Income		
	2022	Sep-22
DMDO Operations Donations	\$266,600	\$0
Community Prosperity Donations	\$89,733	\$0
Other	\$2	\$0
	\$356,335	\$0



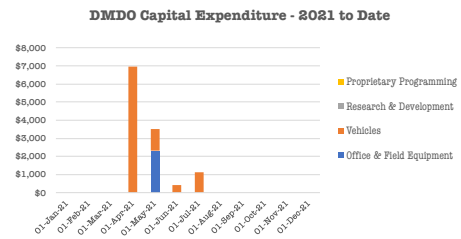
Summary		
	2022	Sep-22
Opex Donations	\$266,600	\$0
Capex Donations	\$89,733	\$0
Other	\$2	\$0
Incoming	\$356,335	\$0
<hr/>		
DMDO Operating Expenses	(\$143,214)	(\$11,750)
DMDO Capital Expenditure	(\$59,939)	(\$3,809)
DMDO Operations	(\$203,152)	(\$15,559)
Community Prosperity Investment	(\$112,376)	\$0
Outgoing	(\$315,528)	(\$15,559)
<hr/>		
Surplus / (Deficit)	\$40,808	(15,559)
<hr/>		
Bank Account Reconciliation		
	Sep-22	Closing
	Opening	
CRDB Account	\$136,089	\$120,556
NEC Account	\$0	\$0
Cash in Hand	\$303	\$277
Total in Accounts & Cash	\$136,392	\$120,833
Free Cash	\$136,392	\$120,833
<hr/>		
Change in Account Balances during Month		(\$15,559)
Variance	OK	\$0

Operating Expenses		
	2022	Sep-22
Salaries	(\$90,794)	(\$6,651)
Training & Workshops	(\$1,930)	\$0
Travel	(\$28,875)	(\$282)
Office	(\$7,721)	(\$531)
Consultants and Advisors	\$0	\$0
World Vision Costs	\$0	\$0
Bank charges	(\$985)	(\$39)
Community Engagement	(\$12,909)	(\$4,237)
Phase 1 Ongoing Monitoring	\$0	\$0
Diocese Fee	\$0	\$0
DMDO Operating Expenses	(\$143,214)	(\$11,750)



Community Operations		
	2022	Sep-22
Water Infrastructure	\$107,752	\$0
Sanitation Infrastructure	\$0	\$0
Community Marketing	\$1,091	\$0
Economic Empowerment	\$0	\$0
Other Community Investment	\$3,533	\$0
Community Prosperity Investment	\$112,376	\$0

DMDO Capital Expenditure		
	2022	Sep-22
Office & Field Equipment	(\$7,482)	(\$402)
Vehicles	(\$26,783)	\$0
Research & Development	(\$26,962)	(\$3,407)
Proprietary Programming	\$1,288	\$0
DMDO Capital Expenditure	(\$59,939)	(\$3,809)



DMDO Capital Investment in Communities - 2021 to Date

