

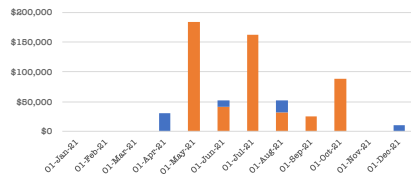
# DMDO Monthly Financial Report

## October 2022

Exchange (Tanzanian Shillings to USD1)	2,300
--	-------

Income		
	2022	Oct-22
<b>DMDO Operations Donations</b>	\$266,600	\$0
<b>Community Prosperity Donations</b>	\$89,733	\$0
<b>Other</b>	\$2	\$0
	<b>\$356,335</b>	<b>\$0</b>

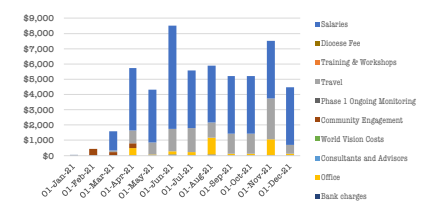
DMDO Income - 2021 to Date



Summary		
	2022	Oct-22
Opex Donations	\$266,600	\$0
Capex Donations	\$89,733	\$0
Other	\$2	\$0
<b>Incoming</b>	<b>\$356,335</b>	<b>\$0</b>
<i>DMDO Operating Expenses</i>	<i>(\$153,408)</i>	<i>(\$10,194)</i>
<i>DMDO Capital Expenditure</i>	<i>(\$80,452)</i>	<i>(\$513)</i>
DMDO Operations	(\$213,860)	(\$10,708)
Community Prosperity Investment	(\$112,376)	\$0
<b>Outgoing</b>	<b>(\$326,236)</b>	<b>(\$10,708)</b>
<b>Surplus / (Deficit)</b>	<b>\$50,100</b>	<b>(10,708)</b>
<b>Bank Account Reconciliation</b>		
	<b>Oct-22</b>	<b>Closing</b>
	<b>Opening</b>	
CRDB Account	\$120,566	\$109,963
NEC Account	\$0	\$0
Cash in Hand	\$277	\$163
Total in Accounts & Cash	\$120,833	\$110,126
<b>Free Cash</b>	<b>\$120,833</b>	<b>\$110,126</b>
<b>Change in Account Balances during Month</b>		
		<b>(\$10,708)</b>
Variance	OK	\$0

Operating Expenses		
	2022	Oct-22
Salaries	(\$97,445)	(\$6,651)
Training & Workshops	(\$1,930)	\$0
Travel	(\$28,967)	(\$92)
Office	(\$8,257)	(\$536)
Consultants and Advisors	\$0	\$0
World Vision Costs	\$0	\$0
Bank charges	(\$1,069)	(\$84)
Community Engagement	(\$15,741)	(\$2,832)
Phase 1 Ongoing Monitoring	\$0	\$0
Diocese Fee	\$0	\$0
<b>DMDO Operating Expenses</b>	<b>(\$153,408)</b>	<b>(\$10,194)</b>

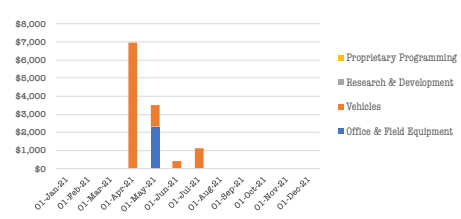
DMDO Operating Expenses - 2021



Community Operations		
	2022	Oct-22
<b>Water Infrastructure</b>	\$107,752	\$0
<b>Sanitation Infrastructure</b>	\$0	\$0
<b>Community Marketing</b>	\$1,091	\$0
<b>Economic Empowerment</b>	\$0	\$0
<b>Other Community Investment</b>	\$3,533	\$0
<b>Community Prosperity Investment</b>	<b>\$112,376</b>	<b>\$0</b>

DMDO Capital Expenditure		
	2022	Oct-22
Office & Field Equipment	(\$7,996)	(\$513)
Vehicles	(\$26,783)	\$0
Research & Development	(\$26,962)	\$0
Proprietary Programming	\$1,288	\$0
<b>DMDO Capital Expenditure</b>	<b>(\$60,452)</b>	<b>(\$513)</b>

DMDO Capital Expenditure - 2021 to Date



DMDO Capital Investment in Communities - 2021 to Date

