

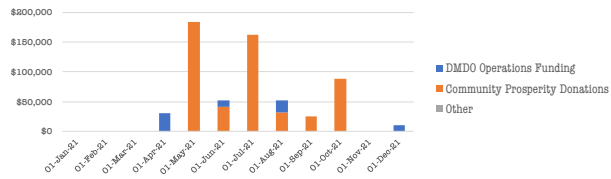
# DMDO Monthly Financial Report

## December 2022

Exchange (Tanzanian Shillings to USD1)	2,300
--	-------

Income		
	2022	Dec-22
<b>DMDO Operations Donations</b>	\$317,177	\$50,577
<b>Community Prosperity Donations</b>	\$89,733	\$0
<b>Other</b>	\$2	\$0
	<b>\$406,912</b>	<b>\$50,577</b>

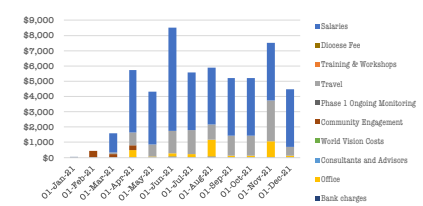
DMDO Income - 2021 to Date



Summary		
	2022	Dec-22
Opex Donations	\$517,177	\$50,577
Capex Donations	\$89,733	\$0
Other	\$2	\$0
<b>Incoming</b>	<b>\$406,912</b>	<b>\$50,577</b>
<i>DMDO Operating Expenses</i>	<i>(\$190,720)</i>	<i>(\$22,298)</i>
<i>DMDO Capital Expenditure</i>	<i>(\$85,729)</i>	<i>(\$15,538)</i>
DMDO Operations	(\$276,448)	(\$37,836)
Community Prosperity Investment	(\$112,376)	\$0
<b>Outgoing</b>	<b>(\$388,824)</b>	<b>(\$37,836)</b>
<b>Surplus / (Deficit)</b>	<b>\$18,088</b>	<b>12,741</b>
Bank Account Reconciliation		
	<b>Dec-22</b>	<b>Closing</b>
	<u>Opening</u>	
CRDB Account	\$85,162	\$97,573
NEC Account	\$0	\$0
Cash in Hand	\$2,211	\$541
Total in Accounts & Cash	\$85,374	\$98,114
<b>Free Cash</b>	<b>\$85,374</b>	<b>\$98,114</b>
<b>Change in Account Balances during Month</b>		<b>\$12,741</b>
	Variance	OK
		\$0

Operating Expenses		
	2022	Dec-22
Salaries	(\$110,746)	(\$7,702)
Training & Workshops	(\$2,365)	(\$435)
Travel	(\$31,919)	(\$1,416)
Office	(\$8,928)	(\$313)
Consultants and Advisors	\$0	\$0
World Vision Costs	\$0	\$0
Bank charges	(\$1,240)	(\$141)
Community Engagement	(\$32,455)	(\$9,223)
Phase 1 Ongoing Monitoring	\$0	\$0
Diocese Fee	(\$3,068)	(\$3,068)
<b>DMDO Operating Expenses</b>	<b>(\$190,720)</b>	<b>(\$22,298)</b>

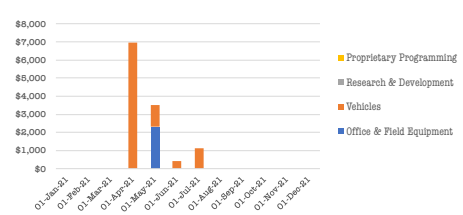
DMDO Operating Expenses - 2021



Community Operations		
	2022	Dec-22
<b>Water Infrastructure</b>	\$107,752	\$0
<b>Sanitation Infrastructure</b>	\$0	\$0
<b>Community Marketing</b>	\$1,091	\$0
<b>Economic Empowerment</b>	\$0	\$0
<b>Other Community Investment</b>	\$3,533	\$0
<b>Community Prosperity Investment</b>	<b>\$112,376</b>	<b>\$0</b>

DMDO Capital Expenditure		
	2022	Dec-22
Office & Field Equipment	(\$9,039)	\$0
Vehicles	(\$28,783)	\$0
Research & Development	(\$55,538)	(\$7,927)
Proprietary Programming	(\$14,368)	(\$7,611)
<b>DMDO Capital Expenditure</b>	<b>(\$85,729)</b>	<b>(\$15,538)</b>

DMDO Capital Expenditure - 2021 to Date



DMDO Capital Investment in Communities - 2021 to Date

