

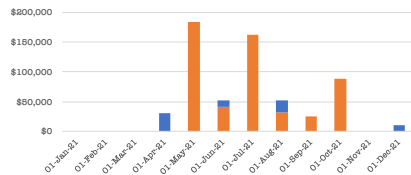
DMDO Monthly Financial Report

January 2023

| | |
|----------------------------------------|-------|
| Exchange (Tanzanian Shillings to USD1) | 2,300 |
|----------------------------------------|-------|

| Income | | |
|---------------------------------------|------------|------------|
| | 2023 | Jan-23 |
| DMDO Operations Donations | \$0 | \$0 |
| Community Prosperity Donations | \$0 | \$0 |
| Other | \$0 | \$0 |
| | \$0 | \$0 |

DMDO Income - 2021 to Date



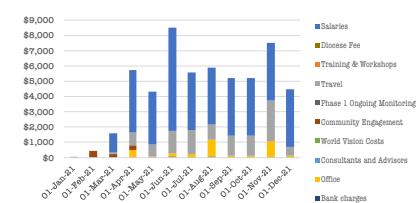
■ DMDO Operations Funding
 ■ Community Prosperity Donations
 ■ Other



| Summary | | |
|------------------------------------------------|--------------------|------------------|
| | 2023 | Jan-23 |
| Opex Donations | \$0 | \$0 |
| Capex Donations | \$0 | \$0 |
| Other | \$0 | \$0 |
| Incoming | \$0 | \$0 |
| <i>DMDO Operating Expenses</i> | <i>(\$200,078)</i> | <i>(\$9,359)</i> |
| <i>DMDO Capital Expenditure</i> | <i>\$0</i> | <i>\$0</i> |
| DMDO Operations | (\$200,078) | (\$9,359) |
| Community Prosperity Investment | \$0 | \$0 |
| Outgoing | (\$200,078) | (\$9,359) |
| Surplus / (Deficit) | (\$200,078) | (\$9,359) |
| Bank Account Reconciliation | | |
| | Jan-23 | |
| | <u>Opening</u> | <u>Closing</u> |
| CRDB Account | \$97,573 | \$88,197 |
| NEC Account | \$0 | \$0 |
| Cash in Hand | \$541 | \$559 |
| Total in Accounts & Cash | \$98,114 | \$88,756 |
| Free Cash | \$98,114 | \$88,756 |
| Change in Account Balances during Month | | (\$9,359) |
| | Variance | OK |
| | | \$0 |

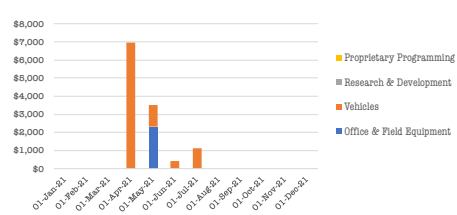
| Operating Expenses | | |
|--------------------------------|--------------------|------------------|
| | 2023 | Jan-23 |
| Salaries | (\$116,345) | (\$5,800) |
| Training & Workshops | (\$2,365) | \$0 |
| Travel | (\$32,536) | (\$617) |
| Office | (\$9,264) | (\$337) |
| Consultants and Advisors | (\$43) | (\$43) |
| World Vision Costs | \$0 | \$0 |
| Bank charges | (\$1,260) | (\$20) |
| Community Engagement | (\$34,283) | (\$1,829) |
| Phase 1 Ongoing Monitoring | (\$913) | (\$913) |
| Diocese Fee | (\$3,068) | \$0 |
| DMDO Operating Expenses | (\$200,078) | (\$9,359) |

DMDO Operating Expenses - 2021



| DMDO Capital Expenditure | | |
|---------------------------------|------------|------------|
| | 2023 | Jan-23 |
| Office & Field Equipment | \$0 | \$0 |
| Vehicles | \$0 | \$0 |
| Research & Development | \$0 | \$0 |
| Proprietary Programming | \$0 | \$0 |
| DMDO Capital Expenditure | \$0 | \$0 |

DMDO Capital Expenditure - 2021 to Date



| Community Operations | | |
|----------------------------------------|------------|------------|
| | 2023 | Jan-23 |
| Water Infrastructure | \$0 | \$0 |
| Sanitation Infrastructure | \$0 | \$0 |
| Community Marketing | \$0 | \$0 |
| Economic Empowerment | \$0 | \$0 |
| Other Community Investment | \$0 | \$0 |
| Community Prosperity Investment | \$0 | \$0 |

DMDO Capital Investment in Communities - 2021 to Date

