

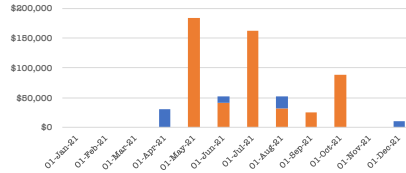
DMDO Monthly Financial Report

February 2023

Exchange (Tanzanian Shillings to USD1)	2,300
--	-------

Income		
	2023	Feb-23
DMDO Operations Donations	\$0	\$0
Community Prosperity Donations	\$0	\$0
Other	\$0	\$0
	\$0	\$0

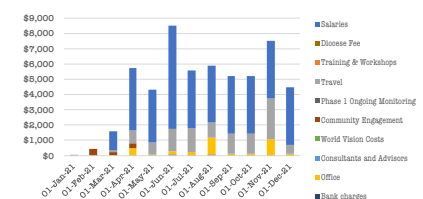
DMDO Income - 2021 to Date



Summary		
	2023	Feb-23
Opex Donations	\$0	\$0
Capex Donations	\$0	\$0
Other	\$0	\$0
Incoming	\$0	\$0
<i>DMDO Operating Expenses</i>	<i>(\$209,507)</i>	<i>(\$9,429)</i>
<i>DMDO Capital Expenditure</i>	<i>(\$43,610)</i>	<i>(\$43,610)</i>
DMDO Operations	(\$253,117)	(\$53,038)
Community Prosperity Investment	\$0	\$0
Outgoing	(\$253,117)	(\$53,038)
Surplus / (Deficit)	(\$253,117)	(\$53,038)
Bank Account Reconciliation		
	Feb-23	
	<u>Opening</u>	<u>Closing</u>
CRDB Account	\$88,197	\$34,888
NEC Account	\$0	\$0
Cash in Hand	\$559	\$829
Total in Accounts & Cash	\$88,756	\$35,717
Free Cash	\$88,756	\$35,717
Change in Account Balances during Month		
		(\$53,038)
Variance	OK	\$0

Operating Expenses		
	2023	Feb-23
Salaries	(\$123,648)	(\$7,303)
Training & Workshops	(\$2,365)	\$0
Travel	(\$32,760)	(\$224)
Office	(\$9,661)	(\$397)
Consultants and Advisors	(\$43)	\$0
World Vision Costs	\$0	\$0
Bank charges	(\$1,361)	(\$101)
Community Engagement	(\$35,687)	(\$1,404)
Phase 1 Ongoing Monitoring	(\$913)	\$0
Diocese Fee	(\$3,068)	\$0
DMDO Operating Expenses	(\$209,507)	(\$9,429)

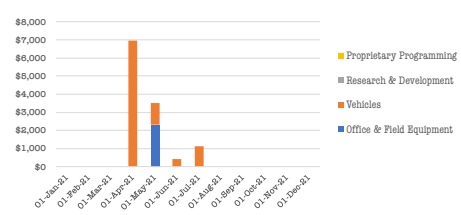
DMDO Operating Expenses - 2021



Community Operations		
	2023	Feb-23
Water Infrastructure	\$0	\$0
Sanitation Infrastructure	\$0	\$0
Community Marketing	\$0	\$0
Economic Empowerment	\$0	\$0
Other Community Investment	\$0	\$0
Community Prosperity Investment	\$0	\$0

DMDO Capital Expenditure		
	2023	Feb-23
Office & Field Equipment	(\$61)	(\$61)
Vehicles	(\$5,369)	(\$5,369)
Research & Development	(\$5,570)	(\$5,570)
Proprietary Programming	(\$32,609)	(\$32,609)
DMDO Capital Expenditure	(\$43,610)	(\$43,610)

DMDO Capital Expenditure - 2021 to Date



DMDO Capital Investment in Communities - 2021 to Date

