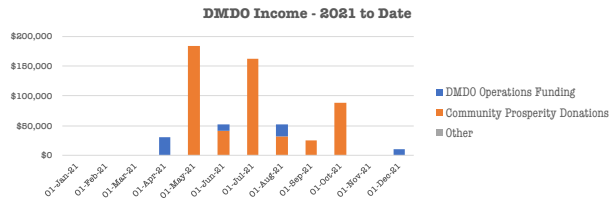


DMDO Monthly Financial Report

March 2023

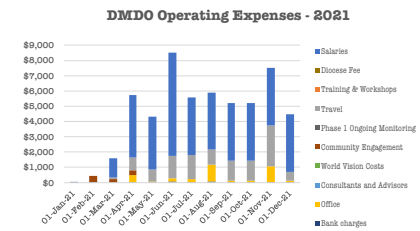
Exchange (Tanzanian Shillings to USD1)	2,300
--	-------

Income		
	2023	Mar-23
DMDO Operations Donations	\$0	\$0
Community Prosperity Donations	\$0	\$0
Other	\$0	\$0
	\$0	\$0



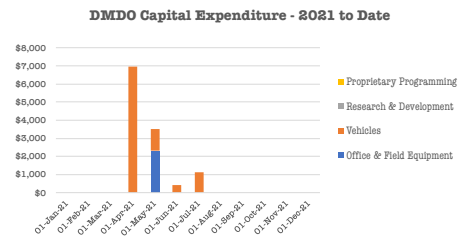
Summary		
	2023	Mar-23
Opex Donations	\$0	\$0
Capex Donations	\$0	\$0
Other	\$0	\$0
Incoming	\$0	\$0
<i>DMDO Operating Expenses</i>	<i>(\$222,838)</i>	<i>(\$13,331)</i>
<i>DMDO Capital Expenditure</i>	<i>(\$43,610)</i>	<i>\$0</i>
DMDO Operations	(\$266,448)	(\$13,331)
Community Prosperity Investment	\$0	\$0
Outgoing	(\$266,448)	(\$13,331)
Surplus / (Deficit)	(\$266,448)	(13,331)
Bank Account Reconciliation		
	Mar-23	
	<u>Opening</u>	<u>Closing</u>
CRDB Account	\$34,888	\$22,199
NEC Account	\$0	\$0
Cash in Hand	\$829	\$187
Total in Accounts & Cash	\$35,717	\$22,386
Free Cash	\$35,717	\$22,386
Change in Account Balances during Month		(\$13,331)
Variance	OK	\$0

Operating Expenses		
	2023	Mar-23
Salaries	(\$131,250)	(\$7,582)
Training & Workshops	(\$2,365)	\$0
Travel	(\$53,944)	(\$1,184)
Office	(\$10,190)	(\$529)
Consultants and Advisors	(\$43)	\$0
World Vision Costs	\$0	\$0
Bank charges	(\$1,383)	(\$22)
Community Engagement	(\$38,478)	(\$2,791)
Phase 1 Ongoing Monitoring	(\$2,137)	(\$1,224)
Diocese Fee	(\$3,068)	\$0
DMDO Operating Expenses	(\$222,838)	(\$13,331)



Community Operations		
	2023	Mar-23
Water Infrastructure	\$0	\$0
Sanitation Infrastructure	\$0	\$0
Community Marketing	\$0	\$0
Economic Empowerment	\$0	\$0
Other Community Investment	\$0	\$0
Community Prosperity Investment	\$0	\$0

DMDO Capital Expenditure		
	2023	Mar-23
Office & Field Equipment	(\$61)	\$0
Vehicles	(\$5,369)	\$0
Research & Development	(\$5,570)	\$0
Proprietary Programming	(\$32,609)	\$0
DMDO Capital Expenditure	(\$43,610)	\$0



DMDO Capital Investment in Communities - 2021 to Date

