

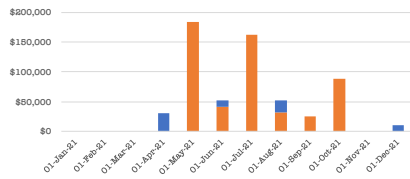
DMDO Monthly Financial Report

April 2023

Exchange (Tanzanian Shillings to USD1)	2,300
--	-------

Income		
	2023	Apr-23
DMDO Operations Donations	\$91,477	\$91,477
Community Prosperity Donations	\$0	\$0
Other	\$0	\$0
	\$91,477	\$91,477

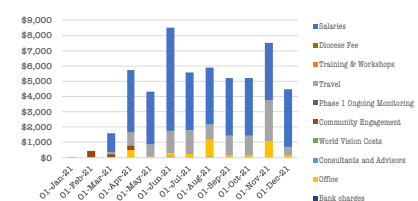
DMDO Income - 2021 to Date



Summary		
	2023	Apr-23
Opex Donations	\$91,477	\$91,477
Capex Donations	\$0	\$0
Other	\$0	\$0
Incoming	\$91,477	\$91,477
<i>DMDO Operating Expenses</i>	<i>(\$242,029)</i>	<i>(\$19,190)</i>
<i>DMDO Capital Expenditure</i>	<i>(\$45,161)</i>	<i>(\$1,552)</i>
DMDO Operations	(\$287,190)	(\$20,742)
Community Prosperity Investment	\$0	\$0
Outgoing	(\$287,190)	(\$20,742)
Surplus / (Deficit)	(\$195,713)	70,735
Bank Account Reconciliation		
	Apr-23	Closing
	<u>Opening</u>	
CRDB Account	\$22,199	\$92,925
NEC Account	\$0	\$0
Cash in Hand	\$187	\$196
Total in Accounts & Cash	\$22,386	\$93,121
Free Cash	\$22,386	\$93,121
Change in Account Balances during Month		\$70,735
Variance	OK	\$0

Operating Expenses		
	2023	Apr-23
Salaries	(\$137,864)	(\$6,433)
Training & Workshops	(\$2,365)	\$0
Travel	(\$35,655)	(\$1,710)
Office	(\$12,089)	(\$1,899)
Consultants and Advisors	(\$109)	(\$65)
World Vision Costs	\$0	\$0
Bank charges	(\$1,422)	(\$39)
Community Engagement	(\$42,304)	(\$3,826)
Phase 1 Ongoing Monitoring	(\$2,137)	\$0
Diocese Fee	(\$8,286)	(\$5,217)
DMDO Operating Expenses	(\$242,029)	(\$19,190)

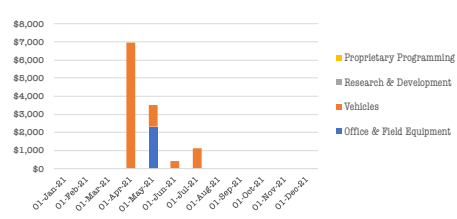
DMDO Operating Expenses - 2021



Community Operations		
	2023	Apr-23
Water Infrastructure	\$0	\$0
Sanitation Infrastructure	\$0	\$0
Community Marketing	\$0	\$0
Economic Empowerment	\$0	\$0
Other Community Investment	\$0	\$0
Community Prosperity Investment	\$0	\$0

DMDO Capital Expenditure		
	2023	Apr-23
Office & Field Equipment	(\$61)	\$0
Vehicles	(\$6,921)	(\$1,552)
Research & Development	(\$5,570)	\$0
Proprietary Programming	(\$32,609)	\$0
DMDO Capital Expenditure	(\$45,161)	(\$1,552)

DMDO Capital Expenditure - 2021 to Date



DMDO Capital Investment in Communities - 2021 to Date

