

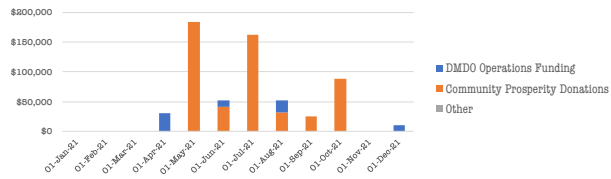
DMDO Monthly Financial Report

May 2023

Exchange (Tanzanian Shillings to USD1)	2,300
--	-------

Income		
	2023	May-23
DMDO Operations Donations	\$91,477	\$0
Community Prosperity Donations	\$11,335	\$11,335
Other	\$0	\$0
	\$102,812	\$11,335

DMDO Income - 2021 to Date



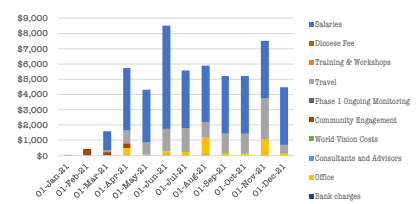
Summary		
	2023	May-23
Opex Donations	\$91,477	\$0
Capex Donations	\$11,335	\$11,335
Other	\$0	\$0
Incoming	\$102,812	\$11,335
<i>DMDO Operating Expenses</i>	<i>(\$261,637)</i>	<i>(\$19,609)</i>
<i>DMDO Capital Expenditure</i>	<i>(\$45,161)</i>	<i>\$0</i>
DMDO Operations	(\$306,799)	(\$19,609)
Community Prosperity Investment	\$0	\$0
Outgoing	(\$306,799)	(\$19,609)
Surplus / (Deficit)	(\$203,987)	(\$8,274)

Bank Account Reconciliation		
	May-23	
	Opening	Closing
CRDB Account	\$92,925	\$84,400
NEC Account	\$0	\$0
Cash in Hand	\$196	\$447
Total in Accounts & Cash	\$93,121	\$84,847
Free Cash	\$93,121	\$84,847

Change in Account Balances during Month	
	Variance
OK	\$0

Operating Expenses		
	2023	May-23
Salaries	(\$144,097)	(\$6,433)
Training & Workshops	(\$2,366)	\$0
Travel	(\$56,876)	(\$1,222)
Office	(\$12,656)	(\$566)
Consultants and Advisors	(\$109)	\$0
World Vision Costs	\$0	\$0
Bank charges	(\$1,490)	(\$68)
Community Engagement	(\$52,319)	(\$10,016)
Phase 1 Ongoing Monitoring	(\$2,137)	\$0
Diocese Fee	(\$9,590)	(\$1,304)
DMDO Operating Expenses	(\$261,637)	(\$19,609)

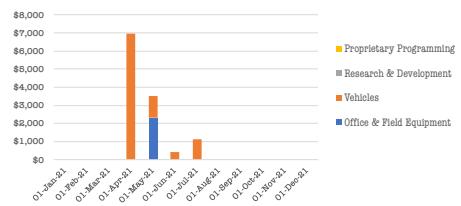
DMDO Operating Expenses - 2021



Community Operations		
	2023	May-23
Water Infrastructure	\$0	\$0
Sanitation Infrastructure	\$0	\$0
Community Marketing	\$0	\$0
Economic Empowerment	\$0	\$0
Other Community Investment	\$0	\$0
Community Prosperity Investment	\$0	\$0

DMDO Capital Expenditure		
	2023	May-23
Office & Field Equipment	(\$61)	\$0
Vehicles	(\$8,921)	\$0
Research & Development	(\$5,570)	\$0
Proprietary Programming	(\$32,609)	\$0
DMDO Capital Expenditure	(\$45,161)	\$0

DMDO Capital Expenditure - 2021 to Date



DMDO Capital Investment in Communities - 2021 to Date

