

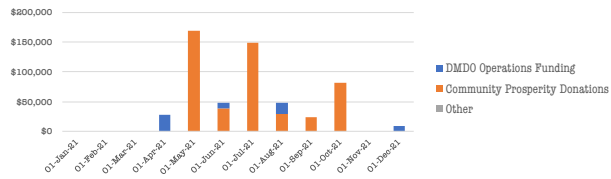
# DMDO Monthly Financial Report

## September 2023

Exchange (Tanzanian Shillings to USD1)	2,800
--	-------

Income		
	2023	Sep-23
<b>DMDO Operations Donations</b>	\$84,159	\$0
<b>Community Prosperity Donations</b>	\$88,504	\$78,076
<b>Other</b>	\$0	\$0
	<b>\$172,663</b>	<b>\$78,076</b>

DMDO Income - 2021 to Date



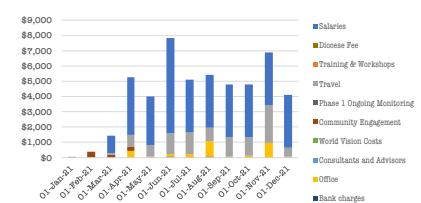
Summary		
	2023	Sep-23
Opex Donations	\$84,159	\$0
Capex Donations	\$88,504	\$78,076
Other	\$0	\$0
<b>Incoming</b>	<b>\$172,663</b>	<b>\$78,076</b>
<i>DMDO Operating Expenses</i>	<i>(\$500,480)</i>	<i>(\$11,123)</i>
<i>DMDO Capital Expenditure</i>	<i>(\$45,864)</i>	<i>(\$3,436)</i>
DMDO Operations	(\$346,344)	(\$14,558)
Community Prosperity Investment	(\$1,464)	(\$1,464)
<b>Outgoing</b>	<b>(\$547,808)</b>	<b>(\$16,022)</b>
<b>Surplus / (Deficit)</b>	<b>(\$175,145)</b>	<b>62,054</b>

Bank Account Reconciliation		
	Sep-23	Closing
	<u>Opening</u>	
CRDB Account	\$28,018	\$13,162
NEC Account	\$20	\$76,632
Cash in Hand	\$490	\$788
Total in Accounts & Cash	\$28,528	\$90,582
<b>Free Cash</b>	<b>\$28,528</b>	<b>\$90,582</b>
<b>Change in Account Balances during Month</b>		<b>\$62,054</b>
Variance	OK	\$0

Operating Expenses		
	2023	Sep-23
Salaries	(\$159,048)	(\$4,992)
Training & Workshops	(\$2,735)	(\$560)
Travel	(\$37,132)	(\$866)
Office	(\$18,053)	(\$392)
Consultants and Advisors	(\$100)	\$0
World Vision Costs	\$0	\$0
Bank charges	(\$1,567)	(\$99)
Community Engagement	(\$67,874)	(\$3,016)
Phase 1 Ongoing Monitoring	(\$3,188)	\$0
Diocese Fee	(\$13,783)	(\$1,200)
<b>DMDO Operating Expenses</b>	<b>(\$500,480)</b>	<b>(\$11,123)</b>

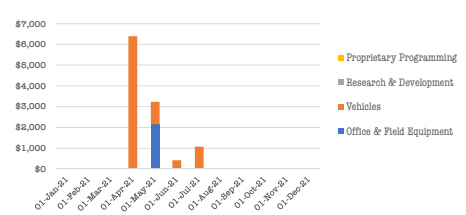
DMDO Operating Expenses - 2021



Community Operations		
	2023	Sep-23
<b>Water Infrastructure</b>	\$0	\$0
<b>Sanitation Infrastructure</b>	\$0	\$0
<b>Community Marketing</b>	\$1,464	\$1,464
<b>Economic Empowerment</b>	\$0	\$0
<b>Other Community Investment</b>	\$0	\$0
<b>Community Prosperity Investment</b>	<b>\$1,464</b>	<b>\$1,464</b>

DMDO Capital Expenditure		
	2023	Sep-23
Office & Field Equipment	(\$936)	\$0
Vehicles	(\$6,368)	\$0
Research & Development	(\$8,528)	(\$3,404)
Proprietary Programming	(\$30,032)	(\$32)
<b>DMDO Capital Expenditure</b>	<b>(\$45,864)</b>	<b>(\$3,436)</b>

DMDO Capital Expenditure - 2021 to Date



DMDO Capital Investment in Communities - 2021 to Date

