

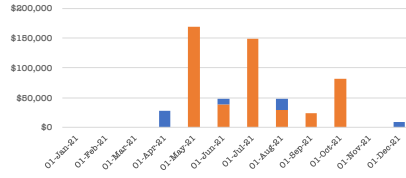
# DMDO Monthly Financial Report

## November 2023

Exchange (Tanzanian Shillings to USD1)	2,600
--	-------

Income		
	2023	Nov-23
<b>DMDO Operations Donations</b>	\$84,159	\$0
<b>Community Prosperity Donations</b>	\$386,502	\$297,998
<b>Other</b>	\$40,627	\$0
	<b>\$511,288</b>	<b>\$297,998</b>

DMDO Income - 2021 to Date



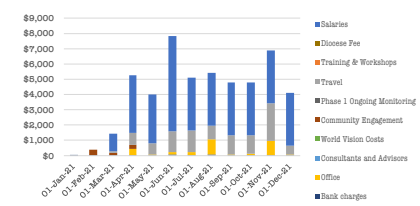
Summary		
	2023	Nov-23
Opex Donations	\$84,159	\$0
Capex Donations	\$386,502	\$297,998
Other	\$40,627	\$0
<b>Incoming</b>	<b>\$511,288</b>	<b>\$297,998</b>
<i>DMDO Operating Expenses</i>	<i>(\$532,893)</i>	<i>(\$15,042)</i>
<i>DMDO Capital Expenditure</i>	<i>(\$53,868)</i>	<i>(\$7,026)</i>
DMDO Operations	(\$386,761)	(\$22,068)
Community Prosperity Investment	(\$299,819)	(\$236,865)
<b>Outgoing</b>	<b>(\$686,580)</b>	<b>(\$258,933)</b>
<b>Surplus / (Deficit)</b>	<b>(\$175,293)</b>	<b>39,064</b>

Bank Account Reconciliation		
	Nov-23	
	Opening	Closing
CRDB Account	\$36,080	\$13,364
NEC Account	\$14,928	\$76,019
Cash in Hand	\$361	\$1,051
Total in Accounts & Cash	\$51,370	\$90,434
<b>Free Cash</b>	<b>\$51,370</b>	<b>\$90,434</b>
<b>Change in Account Balances during Month</b>		<b>\$39,064</b>
Variance	OK	\$0

Operating Expenses		
	2023	Nov-23
Salaries	(\$172,796)	(\$5,983)
Training & Workshops	(\$2,735)	\$0
Travel	(\$38,856)	(\$389)
Office	(\$18,345)	(\$1,615)
Consultants and Advisors	(\$100)	\$0
World Vision Costs	\$0	\$0
Bank charges	(\$1,722)	(\$114)
Community Engagement	(\$77,844)	(\$5,742)
Phase 1 Ongoing Monitoring	(\$4,312)	\$0
Diocese Fee	(\$16,183)	(\$1,200)
<b>DMDO Operating Expenses</b>	<b>(\$532,893)</b>	<b>(\$15,042)</b>

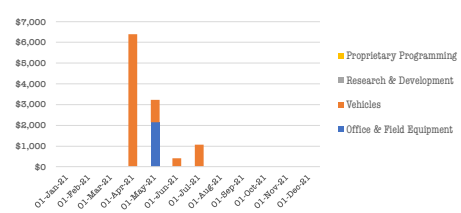
DMDO Operating Expenses - 2021



Community Operations		
	2023	Nov-23
<b>Water Infrastructure</b>	\$274,699	\$227,463
<b>Sanitation Infrastructure</b>	\$0	\$0
<b>Community Marketing</b>	\$17,328	\$9,368
<b>Economic Empowerment</b>	\$7,700	\$0
<b>Other Community Investment</b>	\$92	\$34
<b>Community Prosperity Investment</b>	<b>\$299,819</b>	<b>\$236,865</b>

DMDO Capital Expenditure		
	2023	Nov-23
Office & Field Equipment	(\$1,914)	\$0
Vehicles	(\$6,368)	\$0
Research & Development	(\$15,554)	(\$7,026)
Proprietary Programming	(\$30,032)	\$0
<b>DMDO Capital Expenditure</b>	<b>(\$53,868)</b>	<b>(\$7,026)</b>

DMDO Capital Expenditure - 2021 to Date



DMDO Capital Investment in Communities - 2021 to Date

