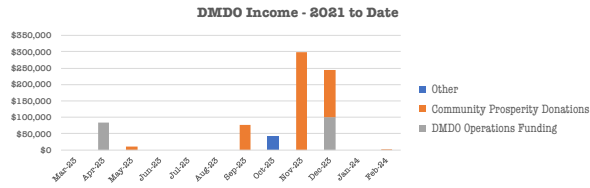


DMDO Monthly Financial Report

February 2024

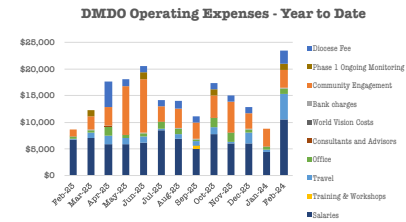
| | | |
|--|--------------|--------------|
| Exchange (Tanzanian Shillings to USD1) | 2,500 | |
| Income | | |
| DMDO Operations Donations | 2024 | Feb-24 |
| | \$0 | \$0 |
| Community Prosperity Donations | \$272 | \$272 |
| Other | \$0 | \$0 |
| | \$272 | \$272 |



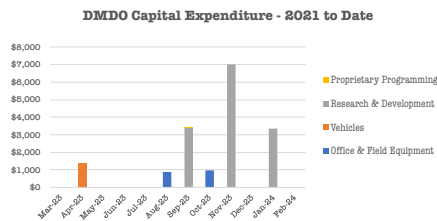
| Summary | | |
|---------------------------------|--------------------|-------------------|
| | 2024 | Feb-24 |
| Opex Donations | \$0 | \$0 |
| Capex Donations | \$272 | \$272 |
| Other | \$0 | \$0 |
| Incoming | \$272 | \$272 |
| <i>DMDO Operating Expenses</i> | <i>(\$377,987)</i> | <i>(\$23,437)</i> |
| <i>DMDO Capital Expenditure</i> | <i>(\$3,337)</i> | <i>\$0</i> |
| DMDO Operations | (\$581,545) | (\$23,437) |
| Community Prosperity Investment | (\$84,831) | (\$82,328) |
| Outgoing | (\$466,176) | (\$75,765) |
| Surplus / (Deficit) | (\$465,904) | (75,493) |

| Bank Account Reconciliation | | |
|--|-------------------|-----------------|
| | Feb-24 | |
| | Opening | Closing |
| CRDB Account | \$88,970 | \$65,040 |
| NBC Account | \$69,319 | \$17,377 |
| Cash in Hand | \$825 | \$1,004 |
| Total in Accounts & Cash | \$158,914 | \$83,421 |
| Free Cash | \$158,914 | \$83,421 |
| Change in Account Balances during Month | (\$75,493) | |
| Variance | OK | \$0 |

| Operating Expenses | | |
|--------------------------------|--------------------|-------------------|
| | 2024 | Feb-24 |
| Salaries | (\$193,717) | (\$10,560) |
| Training & Workshops | (\$2,755) | \$0 |
| Travel | (\$46,187) | (\$4,776) |
| Office | (\$20,559) | (\$1,002) |
| Consultants and Advisors | (\$100) | \$0 |
| World Vision Costs | \$0 | \$0 |
| Bank charges | (\$1,925) | (\$98) |
| Community Engagement | (\$87,520) | (\$3,452) |
| Phase 1 Ongoing Monitoring | (\$5,462) | (\$1,149) |
| Diocese Fee | (\$19,785) | (\$2,400) |
| DMDO Operating Expenses | (\$377,987) | (\$23,437) |



| DMDO Capital Expenditure | | |
|---------------------------------|------------------|------------|
| | 2024 | Feb-24 |
| Office & Field Equipment | \$0 | \$0 |
| Vehicles | \$0 | \$0 |
| Research & Development | (\$3,337) | \$0 |
| Proprietary Programming | \$0 | \$0 |
| DMDO Capital Expenditure | (\$3,337) | \$0 |



| Community Operations | | |
|--|-----------------|-----------------|
| | 2024 | Feb-24 |
| Water Infrastructure | \$81,201 | \$50,004 |
| Sanitation Infrastructure | \$0 | \$0 |
| Community Marketing | \$3,054 | \$2,314 |
| Economic Empowerment | \$562 | \$0 |
| Other Community Investment | \$15 | \$10 |
| Community Prosperity Investment | \$84,831 | \$52,328 |

DMDO Capital Investment in Communities - Year to Date

