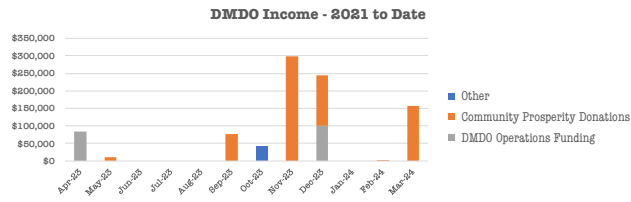


DMDO Monthly Financial Report

March 2024

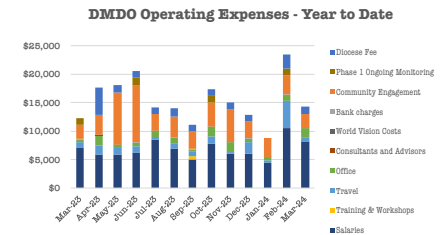
Exchange (Tanzanian Shillings to USD1)	2,500	
Income		
	2024	Mar-24
DMDO Operations Donations	\$0	\$0
Community Prosperity Donations	\$157,434	\$157,162
Other	\$0	\$0
	\$157,434	\$157,162



Summary		
	2024	Mar-24
Opex Donations	\$0	\$0
Capex Donations	\$157,434	\$157,162
Other	\$0	\$0
Incoming	\$157,434	\$157,162
<i>DMDO Operating Expenses</i>	<i>(\$392,239)</i>	<i>(\$14,252)</i>
<i>DMDO Capital Expenditure</i>	<i>(\$8,899)</i>	<i>(\$5,542)</i>
DMDO Operations	(\$401,139)	(\$19,794)
Community Prosperity Investment	(\$171,908)	(\$87,077)
Outgoing	(\$573,047)	(\$106,871)
Surplus / (Deficit)	(\$415,612)	\$50,291

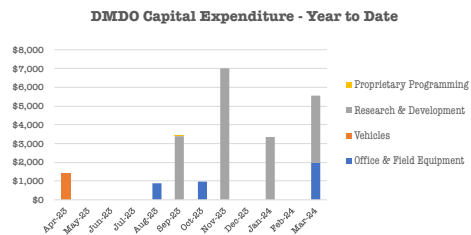
Bank Account Reconciliation		
	Mar-24	
	Opening	Closing
CRDB Account	\$65,040	\$45,842
NBC Account	\$17,377	\$87,286
Cash in Hand	\$1,004	\$584
Total in Accounts & Cash	\$83,421	\$133,712
Free Cash	\$83,421	\$133,712
Change in Account Balances during Month		\$50,291
Variance	OK	\$0

Operating Expenses		
	2024	Mar-24
Salaries	(\$201,908)	(\$8,191)
Training & Workshops	(\$2,775)	(\$40)
Travel	(\$46,846)	(\$658)
Office	(\$22,189)	(\$1,630)
Consultants and Advisors	(\$100)	\$0
World Vision Costs	\$0	\$0
Bank charges	(\$2,006)	(\$81)
Community Engagement	(\$89,972)	(\$2,452)
Phase 1 Ongoing Monitoring	(\$5,462)	\$0
Diocese Fee	(\$20,983)	(\$1,200)
DMDO Operating Expenses	(\$392,239)	(\$14,252)



Community Operations		
	2024	Mar-24
Water Infrastructure	\$120,871	\$39,471
Sanitation Infrastructure	\$42,971	\$42,971
Community Marketing	\$6,310	\$3,256
Economic Empowerment	\$1,940	\$1,378
Other Community Investment	\$16	\$1
Community Prosperity Investment	\$171,908	\$87,077

DMDO Capital Expenditure		
	2024	Mar-24
Office & Field Equipment	(\$1,998)	(\$1,998)
Vehicles	\$0	\$0
Research & Development	(\$6,902)	(\$3,545)
Proprietary Programming	\$0	\$0
DMDO Capital Expenditure	(\$8,899)	(\$5,542)



DMDO Capital Investment in Communities - Year to Date

