


# Parents Building Prodigy Kids Resource

## Parenting Toolkit #5: Teaching Your Children How to Stay Out of Trouble



### Table of Contents:

**Lesson 1:** Do Not Steal

**Lesson 2:** Do Not Lie

**Lesson 3:** Do Not Cheat

**Lesson 4:** Do Not Spend Time With People Who Are Doing Bad Things

**Lesson 5:** Do Not Do Something Wrong, Even if Everyone Else is Doing It

**Lesson 6:** Be Careful on the Internet

**Lesson 7:** Be Careful What You Say About Other People

**Lesson 8:** Do Not Give Into Bad Temptation

**Lesson 9:** Do Not Hit or Physically Hurt Anyone

**Lesson 10:** Do Not Use Drugs

**Lesson 11:** Do Not Use Guns

\*Parents, simply read the bullet points and Bible verse listed for each lesson aloud to your children. Then have a discussion with them.\*

## Credits:

Written By:

**Parents Building Prodigy Kids**  
Encouraging parents to be committed and courageous



Graphics by:



and creazilla

Bible Verses by: Holy Bible, New International Version  
© 2011 by Biblica, Inc. Used by permission.

### Terms of Use:

This **Parents Building Prodigy Kids printable resource file** is primarily for parents to print and use with their children. Teachers and church staff may also print and send a copy home with each student/child to encourage parents to teach their children at home. Please do NOT modify, sell, reproduce, or claim this resource as your own. If you would like to share this resource, credit must be given to Parents Building Prodigy Kids, and please link back to [www.pbprodigykids.com](http://www.pbprodigykids.com). Thank you for your support!

# Instructions/ Explanation Sheet:

There are 11 Lesson pages in this parenting tool kit. As a parent, you are your children's teacher. You are blessed with the responsibility to care for them and to make sure they have wisdom and knowledge to guide them through life.

- Choose a time during the day that you will read and discuss the lesson page with your children. Set an alarm on your phone to help remind you. You only need 5-10 minutes each day.
- Set rules and learning expectations with your children before you start the lesson. Tell them you want them to do their best to sit quietly as they listen, pay attention, and learn the information that is being taught to them. (Note: Classroom teachers review expectations before reading or giving assignments to their students. It's important for parents to do the same).
- When teaching these lessons, start by reading each lesson 2 days in a row before moving on to the next lesson. For example, read lesson 1 on Monday and Tuesday. Then read lesson 2 on Wednesday and Thursday. Do this process until all the lessons are completed.
- These lessons are meant to be reviewed more than one time (e.g., monthly, bimonthly, etc.). You want to make sure your children understand the information. It is not meant to be rushed through. Learning, understanding and retaining take time.
- Print out each lesson page and create a book. You can do this by stapling all the pages altogether. Another option is to put them in a binder or folder with prongs. This way you and your children can easily access all the lesson pages.

**You can start teaching this to your babies, toddlers, and school age children.**

The younger you start teaching these topics, the better. **When teaching to babies,** simply hold them and read the discussion bullet points. Even though they don't usually respond, they are listening. Think of it as when you read them a book. They are listening and looking at the pages even if they aren't talking.

**\* Read the lesson bullet points and Bible verse to your children. Have a discussion with them. Answer any questions they may have to the best of your ability. If you can't answer the question, be honest with them and tell them you don't know but that you both can learn together. \***

## Lesson 1: Do Not Steal



- Stealing is something you should never do.
- Stealing is when you take something that does not belong to you.
- One example of stealing is if someone took some candy from the store without paying for it.
- Another example of stealing is when someone takes a toy from someone they know and keeps it without the person saying they can have it.
- Taking money that does not belong to you is also stealing.
- No matter what the object is, big or small, stealing is wrong.
- People who are caught stealing could get arrested by the police and go to jail.
- Arrested means that the police will take you and put you in hand cuffs.
- Jail is a bad place where people go who were caught doing bad things that were against the law.
- Laws are rules that people must follow.
- Stealing is not funny. You should NOT joke around or even pretend to steal something.
- Make sure you are making good choices. Do not be friends with people who steal or who try to get you to steal. They are not your true friends.
- Be smart and never steal anything.
- God does not want people to steal.

**Bible Verse Connection: Exodus 20:15 (NIV)** You shall not steal.



## Lesson 2: Do Not Lie



- Lying means you don't tell what really happened, that you make up something that isn't true.
- You most likely will get in trouble if you get caught lying instead of telling the truth.
- Sometimes people lie because they are afraid they might get in trouble. You should be brave and tell the truth anyway.
- Do not let other people talk you into lying for them.
- When you lie it causes other people to not trust you.
- God does not want people to lie.
- Tell the truth instead of lying.

**Bible Verse Connection: Proverbs 12:22 (NIV):** The Lord detests lying lips, but He delights in people who are trustworthy.


### Lesson 3: Do Not Cheat



- Cheating is when you do the wrong thing in order to win or get something you want.
- Cheating is bad and you should not do it.
- Here are some examples of cheating.
- Looking at someone else's paper and copying their answers during a test or independent classwork is cheating.
- Pushing someone out of the way while playing a sport in order to win is cheating.
- Looking at someone else's cards while playing a card game so you can figure out your next move is cheating.
- Lying about the cost of something in order to keep extra money for yourself is cheating.
- You can get in a lot of trouble for cheating.
- God does not like cheating. You should choose to be honest and trustworthy instead.
- Being honest and trustworthy means you do the right thing and tell the truth.

**Bible Verse Connection: Proverbs 10:9 (NIV)** Whoever walks in integrity walks securely, but whoever takes crooked paths will be found out.


## Lesson 4: Do Not Spend Time With People Who Are Doing Bad Things



- The people you spend time with affect your life in a good way or bad way.
- Spending time with people who are doing bad things and making bad choices is not good for you.
- You will find yourself acting like the people you spend the most time with.
- For example, if a child spends most of their time with another child who uses bad words and fights all the time, they will be tempted to copy that behavior because they are around it so much.
- Do not hang out or have a play date at someone's house who does things that are wrong.
- It takes courage to make a decision that you will stay away from those who continually make bad choices.
- Some people mess up their life because they decided to hang out with people who make bad decisions.
- Guilt by association means someone gets in trouble just because they are with someone who did something wrong, even if they did not do it.
- Be wise in who you spend your time with and who you choose as friends.

**Bible Verse Connection: 1 Corinthians 15:33 (NIV)** Do not be misled: "Bad company corrupts good character."

## Lesson 5: Do Not Do Something Wrong, Even If Everyone Else is Doing It



- Having morals means you do the right thing and have good behavior.
- As Christians the Bible should be our moral standard that we follow.
- Sometimes in life you will find yourself in situations in which you will have to decide whether or not you are going to do the right thing. It is up to you to make the right choice.
- Compromise means you and someone else don't agree on the same thing but you decide to do a little bit of what each person wants to try to make each person happy.
- The problem with compromising your morals is that it will require you to do something wrong that you know you shouldn't do.
- Here is an example. You are at a friend's house. You both want to watch TV. The show they want to watch is one you aren't allowed to watch because it has a lot of characters that fight and talk disrespectful. Your friend suggests that you watch some of their show and some of your show. You don't feel right about it because your parents said you can't watch the show they want to watch. The best thing to do in this situation is to not watch TV at all because compromising will involve you doing something you shouldn't do in order to make your friend happy. You can suggest that you both play something else together instead of watching T.V.
- Right is always right even if no one else is doing it.
- Wrong is always wrong even if everyone is doing it.
- Sometimes you might get teased or receive mean treatment for deciding to do the right thing. Be strong and keep doing good.
- You be a light and a leader who keeps doing the right thing.
- God will bless you for doing the right thing and for refusing to compromise your morals.

**Bible Verse Connection: 2 Thessalonians 3:13 (NIV)** And as for you, brothers and sisters, never tire of doing what is good.

## Lesson 6: Be Careful on the Internet



- The internet can be used to find a lot of information. You can access it through electronic devices such as your computer, laptop, phone, or ipad.
- You should only use the internet for positive things such as finding information for a homework assignment, finding a video to help you learn how to do something, listening to appropriate music, watching shows that are proper for kids, buying a gift for someone, etc.
- You have to be careful what you post and share online. When you post online, information is available for many people to see.
- You should not put any personal information about yourself online without your parents' permission.
- Do not share pictures of your body without clothes on to anyone on the internet, not even anyone you know.
- Do not use the internet to tease or say mean things about people in order to hurt their feelings and make them look bad.
- Be careful what words you type, photos you share, and what videos you post on the internet.
- Once information is put on the internet it's always there even if you delete it.
- Be wise and make good choices when you use the internet.

**Bible Verse Connection: Proverbs 4:11 (NIV)** I instruct you in the way of wisdom and lead you along straight paths.

## Lesson 7: Be Careful What You Say About Other People



- Slander means to say mean, untrue things about someone in order to make other people think about them in a bad way.
- To gossip and spread rumors means to tell someone information about someone else. Most of the time gossip and rumors involve bad information about people. A lot of times it's not true.
- Relationships and friendships can be ruined because of slander and gossip.
- Sometimes a person can find out about the bad thing you said about them. You have to be careful what you say about people.
- There are times when situations happen and you need to tell someone about it, especially if you are upset. But don't make it a habit of repeatedly saying things to make other people look bad.
- It is helpful to remember that you would not like it if someone said bad things about you or spread rumors about you. Think of how you would feel if someone did that to you.
- We have to be very careful. The way we treat others can come back to us in the same way.
- Try your best to make good choices and be careful with your words.

**Bible Verse Connection: Proverbs 20:19 (NIV)** A gossip betrays a confidence; so avoid anyone who talks too much.

## Lesson 8: Do Not Give Into Bad Temptation




- Temptation is when you get a feeling to do something. Most of the time temptation involves doing something that you should not do.
- Peer pressure is when people try to get you to do something and you do it because you want them to like you.
- You might be tempted to take something that doesn't belong to you. You should not do it.
- You might be tempted to hit someone who hurt you. Don't do it.
- You might be tempted to watch a TV show that your parents said you can't watch when they aren't around. Don't do it.
- Someone might try to tempt you to do something with your body that you know you shouldn't do. Don't follow the temptation. Do what is right.
- Right is always right even if no one else is doing it.
- Wrong is always wrong even if everyone is doing it.
- Sometimes you might get teased or receive mean treatment for deciding to do the right thing. Be strong and keep doing good.
- You be a light and a leader who keeps doing the right thing.
- God says He will provide a way out for us, whenever we are tempted to do the wrong thing. It's up to us to choose to do the right thing.
- Saying no when you are tempted to do wrong takes courage.
- God will bless you for doing the right thing.

**Bible Verse Connection: 2 Thessalonians 3:13 (NIV)** And as for you, brothers and sisters, never tire of doing what is good.



## Lesson 9: Do Not Hit or Physically Hurt Anyone



**No!**



- Sometimes we get upset and might be tempted to hurt the person who made us upset.
- It is **NOT** okay to hit or physically hurt anyone.
- You should **NOT** kick, push, or hurt anyone with an object. These are examples of hurting others in a physical way. This type of behavior is wrong.
- You can get yourself in a lot of trouble when you decide to hurt someone else.
- Tell a trusted adult who is in charge if someone hits or physically hurts you so they can fix the problem.
- You also should never hurt yourself either. Doing things to harm yourself is never good.
- You should practice self-control when you feel tempted to hurt someone else or yourself. You can use calming strategies such as breathing, counting ,or taking a break when you are upset with someone.
- Pray and ask God to help you when you feel really mad and are tempted to hurt someone else or yourself.
- Talk to your parents about your feelings and they can help you learn strategies that can help you.

**Bible Verse Connection: Luke 6:31 (NIV)** Do to others as you would have them do to you.



## Lesson 10: Do Not Use Drugs



- Drugs are chemical substances that people put in or on their body. Drugs cause you to feel and act different. They make you behave in a bad way.
- Some drugs are shaped like pills that people swallow. Some drugs are put in someone's mouth to smoke. Some drugs are put in people's bodies through a needle.
- Drugs are addictive. This means the chemicals in the drug can make a person feel like they have to have it. This will cause a person to keep taking it over and over again, even though it causes harm to the person.
- Taking drugs can make you lose control of your mind and body.
- Drugs can cause people to get into a lot of trouble.
- Say no and walk away from anyone who tries to get you to do drugs. Be sure to tell a trusted adult what happened.
- Do not be friends with people who use drugs.
- Drugs can make a person have a really bad life.
- Your parents can give you more information about specific names of drugs to stay away from.

**Bible Verse Connection:** **1 Peter 5:8 (NIV)** Be alert and of sober mind. Your enemy the devil prowls around like a roaring lion looking for someone to devour.

**\*Parent Note:** This can be an uncomfortable topic to discuss with your children. Children need to learn about the dangers of drugs to help prevent them from trying them. You can always pray to the Lord to help you when talking with your kids about this.

## Lesson 11: Do Not Use Guns

**No!**



- Children should NEVER touch or play with guns!
- A gun is a weapon used to hurt or kill someone.
- Police officers and soldiers are adults who have jobs that enable them to use guns to protect people and keep them safe.
- Hunters are adults who use guns to hunt animals for food.
- Guns can kill and hurt people in real life.
- If someone shoots and kills someone with a gun, the person who is killed will be dead and you and others will never see them again because they will be gone from this earth forever and will never come back.
- Real guns are NOT toys.
- Make sure you stay away from guns. Guns are not for kids.
- Tell a trusted adult right away such as your parent, teacher, relative, or police officer if you find out someone has a gun.

**Bible Verse Connection: Deuteronomy 5:17 (NIV)** You shall not murder.

**\*Parent Note:** This can be a tough topic to discuss with your children. Children are becoming aware of guns through TV, the internet, and conversations. Kids need to learn the dangers of guns and to know that real guns are not toys. You can always pray to the Lord to help you when talking with your kids about this.