

# Parents Building Prodigy Kids Resource

## Parenting Toolkit #1: Teaching Your Children Who God is and What it Means to be a Christian



### Table of Contents:

**Lesson 1:** Understanding Who God is and His Sovereignty

**Lesson 2:** Salvation- A Free Gift Available to Everyone

**Lesson 3:** What Does it Mean to be Baptized?

**Lesson 4:** God is 3 in 1- Understanding the Trinity

**Lesson 5:** Who is the Devil?

**Lesson 6:** Pray to God

**Lesson 7:** Faith in God

**Lesson 8:** Worshipping God

**Lesson 9:** Learn the Information in the Bible and Do What it Says, So You Can Live an Enjoyable Life

\*Parents, simply read the bullet points and Bible verse listed for each lesson aloud to your children. Then have a discussion with them.\*

## Credits:

Written By:

**Parents Building Prodigy Kids**  
Encouraging parents to be committed and courageous



Graphics by:



Bible Verses by: Holy Bible, New International Version  
© 2011 by Biblica, Inc. Used by permission.

### Terms of Use:

This **Parents Building Prodigy Kids printable resource file** is primarily for parents to print and use with their children. Teachers and church staff may also print and send a copy home with each student/child to encourage parents to teach their children at home. Please do NOT modify, sell, reproduce, or claim this resource as your own. If you would like to share this resource, credit must be given to Parents Building Prodigy Kids, and please link back to [www.pbprodigykids.com](http://www.pbprodigykids.com). Thank you for your support!

# Instructions/ Explanation Sheet:

There are 9 Lesson pages in this parenting tool kit. As a parent, you are your children's teacher. You are blessed with the responsibility to care for them and to make sure they have wisdom and knowledge to guide them through life.



- Choose a time during the day that you will read and discuss the lesson page with your children. Set an alarm on your phone to help remind you. You only need 5-10 minutes each day.
- Set rules and learning expectations with your children before you start the lesson. Tell them you want them to do their best to sit quietly as they listen, pay attention, and learn the information that is being taught to them. (Note: Classroom teachers review expectations before reading or giving assignments to their students. It's important for parents to do the same).
- When teaching these lessons, start by reading each lesson 2 days in a row before moving on to the next lesson. For example, read lesson 1 on Monday and Tuesday. Then read lesson 2 on Wednesday and Thursday. Do this process until all the lessons are completed.
- These lessons are meant to be reviewed more than one time (e.g., monthly, bimonthly, etc.). You want to make sure your children understand the information. It is not meant to be rushed through. Learning, understanding and retaining take time.
- Print out each lesson page and create a book. You can do this by stapling all the pages altogether. Another option is to put them in a binder or folder with prongs. This way you and your children can easily access all the lesson pages.

**You can start teaching this to your babies, toddlers, and school age children.**

The younger you start teaching these topics, the better. **When teaching to babies**, simply hold them and read the discussion bullet points. Even though they don't usually respond, they are listening. Think of it as when you read them a book. They are listening and looking at the pages even if they aren't talking.

**\* Read the lesson bullet points and Bible verse to your children. Have a discussion with them. Answer any questions they may have to the best of your ability. If you can't answer the question, be honest with them and tell them you don't know but that you both can learn together. \***

## Lesson 1: Who is God?



- God is our King and Creator. He created all people including you and me. He created animals, land, plants, water, and the sky. He created the whole world. He is sovereign which means that He is in charge of everyone and everything on earth.
- God created us so we can love and glorify Him. He created us to work and take care of things. He also created us to love and care for others.
- He created us in His image- this means we look like Him in some way. We also have feelings like Him. He has a special plan for our life. When we choose to follow Him we can find out that plan and live a life full of purpose and meaning.
- God is amazing and powerful. He is full of love and kindness. He does what He says He will do. He is a mystery, meaning we won't fully understand everything about Him. That's what makes Him so interesting.
- We cannot see God here on earth, but He is there. We should read the Bible because it helps us learn about Him and what He expects of us.

**Bible Verse Connection: Colossians 1:16-17 (NIV)** For in Him all things were created: things in heaven and on earth, visible and invisible, whether thrones or powers or rulers or authorities; all things have been created through Him and for Him. He is before all things, and in Him all things hold together.

## Lesson 2: Salvation- A Free Gift Available to Everyone



- Salvation is when you accept Jesus Christ, who is God's perfect son in human form, as your personal Savior. You are saved once you receive salvation.
- God loves us and wants us to love Him too. But He will not force us to love and follow Him. We have to make that choice on our own.
- The first step in receiving salvation is by using your words and telling God that you are sincerely sorry for your sins. Sin is anything wrong that you do.
- The next step in receiving salvation is to tell God that you believe in His son, Jesus Christ, and that you want Him to come in your heart and live there forever.
- Saying these words means that you believe: (1.)that Jesus died on the cross to save you from your sins, (2.)that He rose from the dead, and (3.) that He is in heaven. While Jesus is in heaven, He lives in your heart and is able to help you while you are here on earth.
- When we choose to follow Him and become saved, we will spend the rest of our lives with Him forever in Heaven (a beautiful, amazing and perfect place)after we leave this earth.
- God says if we do NOT choose to follow Him, that after we leave this earth we will go to hell (a bad place full of fire and pain), FOREVER separated from Him.

(\***Parent Note**- I know explaining about hell is a hard truth to say to your children and might seem too much to explain—but it is necessary. I taught my children this concept as toddlers. And they really do understand. Children understand more than we give them credit for. Pray to God to help you when teaching this to your children.\*)

**Bible Verse Connection:** **John 3:16 (NIV)** For God so loved the world that He gave His one and only Son, that whoever believes in Him shall not perish but have eternal life.

## Lesson 3: What Does it Mean to be Baptized?



- Getting baptized is a process Christians do after they have become saved and follow Jesus.
- When you get baptized, your whole body is quickly put under water and then brought back up.
- Getting baptized allows you to share with others that you believe in Jesus Christ.
- The importance of baptism is that it symbolizes that your sins (the wrong things you have done) are being washed away)and that you are moving forward to a new life of obeying God.
- Talk with your parents about the right age for getting baptized after you are saved.
- Pastors and church leaders can provide you and your parents with information to guide you.

**Bible Verse Connection:** **1 Peter 3:21 (NIV)** and this water symbolizes baptism that now saves you also- not the removal of dirt from the body but the pledge of a clear conscience toward God. It saves you by the resurrection of Jesus Christ,


## Lesson 4: God is 3 in 1 - Understanding the Trinity



- Trinity means a group of 3. The Holy Trinity in the Christian faith is the Father, the Son, and the Holy Spirit.
- God is the Father. Jesus Christ is the Son (who died on the cross for our sins). The Holy Spirit is the inner voice inside of us that guides us when we make choices in life.
- God is so powerful that He can be 3 things all at the same time! That's awesome and something that goes further than we can understand in our human mind!

**Bible Verse Connection: 2 Corinthians 13:14 (NIV)** May the grace of the Lord Jesus Christ, and the love of God, and the fellowship of the Holy Spirit be with you all.

## Lesson 5: Who is the Devil?




- The devil is our enemy. Someone who is an enemy is NOT your friend and they want bad things to happen to you. The devil wants us to do bad and evil things that are against God.
- The last 4 letters of his name spell the word evil (D- **evil**). That alone is a sign that he is not good. The word evil means wrong, bad, and harmful. Another name the devil goes by is Satan.
- The devil caused the first woman on earth, Eve, to sin. Then she caused her husband to sin. They did what God told them not to do. And that is the reason we have sin and evil in the world.
- The devil tries to trick our minds and get us to do bad things so we can get in trouble and feel bad.
- We cannot see the devil, but he is there. He is always trying to get you to do the wrong thing.
- You can choose to not listen to the devil and do what is right. It's important to know scripture verses in the Bible to help you learn wisdom so you can make good choices and not fall for the devil's evil tricks.

**Bible Verse Connection: Ephesians 6:11 (NIV)** Put on the full armor of God, so that you can take your stand against the devil's schemes.




## Lesson 6: Pray to God



- When we pray, we are talking to God. He wants us to talk with Him.
- There are different things you can talk to God about when you pray. You should always praise Him for who He is and thank Him for all He does for you.
- You should always tell Him you are sorry for the bad or wrong things you have done.
- You can always ask Him for things that you want or need. Maybe you had a problem at school that you need His help to fix. Ask Him and He can help you. Maybe there is a new book or toy that you really want. You can pray and ask Him to help you to be able to get it.
- You can ask God to tell or show you if there is anything He wants you to do for Him. Maybe He wants you to say you're sorry to your brother or sister if you hurt their feelings. Maybe He wants you to play with a lonely classmate at school who doesn't have anyone to play with at recess.
- You can always talk to God. He is always waiting and ready to listen.

**Bible Verse Connection: Jeremiah 29:12 (NIV)** Then you will call on me and come and pray to me, and I will listen to you.

## Lesson 7: Faith in God



- When we have faith in God it means we trust Him no matter what happens in our life- whether good or bad.
- Faith requires you to trust and believe before it happens.
- Faith also requires you to do your part in addition to believing. For example, you can ask God to help you to get a good grade on your test at school. You will be required to do your part by doing your school work, homework, and studying to make sure you understand what you are learning.
- There are times when we really need God to do something for us and maybe we made a mistake or didn't do what we were supposed to do. During these situations all we can do is pray and still choose to have faith that He will help us. The good thing is He is a loving Father who loves helping His children who seek and obey Him.
- When we read the Bible, we learn we can always trust God.
- Talk about your faith. When we talk about our faith, we learn more about God and can tell others about Jesus.
- Our faith gets stronger each time we take a new step to trust God.
- If you have trouble with faith, remember the ways He has helped you before (in the past), so you can continue learning to trust Him more.

**Bible Verse Connection:** **James 2:22 (NIV)** You see that his faith and his actions were working together, and his faith was made complete by what he did.


## Lesson 8: Worshipping God



- When we worship God it means we show Him that we love Him and that we honor Him.
- We worship God because He is our creator and is sovereign. We worship Him because He loves us and He has provided a way for us to live a life of purpose if we follow Him.
- We worship God by going to a church that follows the Bible.
- We worship God by reading His word, which is the Bible.
- We worship God by singing praise songs to Him.
- We worship God by telling Him how amazing He is and that we love Him.
- We worship God by living a life that honors Him by obeying Him and doing good.

**Bible Verse Connection: Psalm 29:2 (NIV)** Ascribe to the Lord the glory due his name; worship the Lord in the splendor of His holiness.

## Lesson 9: Learn the Information in the Bible and Do What it Says, so You Can Live an Enjoyable Life



- God has rules in place that can be found in the Bible, about how to live our life.
- We will not know the right way to live if we do not read and study God's word.
- Once you become a Christian, you should read the Bible each day to learn, just like you would read books on other subjects like science and social studies.
- In this life everyone will have to go through problems. God promises to help us if we take time to learn about Him and follow Him.
- God will bless our lives with good experiences and good things when we live the way He taught us to.

**Bible Verse Connection: Luke 11:28 (NIV)** He replied, “Blessed rather are those who hear the word of God and obey it.”