




WINTER SEEDING

Most native plant seeds can be planted directly into the soil. For better results it is recommended to use a container that protects the seeds from birds, runoff etc.


For container seeding, follow the steps below or join us at our yearly winter seeding workshop.

For more information about the workshop and to receive information about local gardening events sign up for our newsletter: info@healthyyards.org



If you keep a lid on the plants, you will hardly need to water. Without the lid, keep the soil lightly moisturized at all times, but protect from heavy rainfall.

It can take weeks to months before the plants appear!




PLANT IN **SPRING** *Plant before summer heat. Water seedlings regularly.*

PLANT IN **FALL** *Plant after summer heat. Water only once or twice after planting.*

LABEL ME! *Create a signage, to remind you what you planted and where.*

Good Luck!

Don't forget to harvest the seeds to share with friends and neighbors



Questions about seeding or gardening? Visit Westchester Pollinators on Facebook