



GEO BAY

Yahava KoffeeWorks
COOL WATER CLASSIC

REGISTRATION GUIDE



Overview

1. [How to access the registration page](#)
2. [Setting up your Race Roster account](#)
3. [How to create a Duo or Team](#)
4. [How to join a team](#)
5. [Accessing your Participant and Team Dashboard](#)
6. [Your Participant Dashboard](#)
7. [Managing Your Team](#)
8. [Changing your Paddler details](#)
9. [Checklist](#)



How to access the registration page

To access the registration page, please visit geobayswim.com.au and click on the 'register now' button on the home screen, or the 'register' tab on the menu.

Alternatively, please [click here](#)



Setting up your Race Roster Account



You will need a Race Roster account to access the registration form. This way it will make it easy to log back into your account anytime to manage your entry, or your team.

1. Enter your email address and select 'no, I want to create a password' to create an account.
2. You will then need to verify your email address by clicking on the link in your 'Welcome to Race Roster' email you will receive after signing up

Note: you can sign in with your Facebook account if preferred.

Let's get started

What is your email address?

Do you have a Race Roster password?

No, I want to create a password.

Yes, I have a password.

Create password


Password must include: at least one uppercase letter, one lowercase letter, one number, and be between 9 and 64 characters.

I have read and understand the [Race Roster Privacy Policy](#), and I agree to the [Race Roster Terms of Service](#)

Sign up

OR

Sign in with Facebook



How to create a Duo or Team



Once you've created your Race Roster Account, you can now register for the event! To create a Duo or Team, you need to click on the **REGISTER** button on the home page.

The Cool Water Classic, is a 20km point-to-point open water swim in the pristine waters of Geographe Bay.

Event details

- Register
- Course Info
- Promote event
- FAQs

Introducing the Yahava KoffeWorks Cool Water Classic!

The Yahava KoffeWorks Cool Water Classic is a point-to-point course following the sandy beaches of Geographe Bay. Starting in Dunsborough, swimmers will follow the 20km course towards Busselton with the race finishing at the iconic Busselton Jetty on Saturday 11th November 2023.

At the multiple beach parties along the course our solo, duo and teams will have the opportunity to fuel up, swap swimmers and hear the cheers of spectators.

The party doesn't stop in the water, presentations and entertainment will continue throughout the day making the Yahava KoffeWorks Cool Water Classic the perfect event for welcoming summer with wide arms!

Geo Bay Cool W...

Follow Page

HOW TO REGISTER AS A TEAM

- 1 Find 2-4 mates to join your team**
- 2 Head to www.geobavswim.com.au and**

Geo Bay Cool Water Classic on Sunday

HOW TO REGISTER A TEAM

- 1 Find 2-4 mates to join your team**
- 2 Head to www.geobavswim.com.au and**

Geo Bay Cool Water Classic

Yahava KoffeWorks Cool Water Classic 2023

REGISTER

Sat, November 11, 2023
7:00 am AWST

Add to calendar

Dunsborough Bay, Geographe Bay Road, Quindalup WA, Australia

Visit Website

Follow 208 Share

How to create a Duo or Team (continued)



To create a Duo or Team, you need to first register as the Captain to create your team. To do this, select the relevant category from the list on the online form.

RACE ROSTER < Event details Contact Sign out Menu

Register > Agreements > Checkout

Registrant No. 1

Choose you category!

Select a sub-event

Duo

- Duo - Captain** \$550.00 (Duo consists of two (2) swimmers. Duo Captain must be 18 years or over at event date)
- Junior Duo - Captain (for non-participating adult to create Junior Duo team)** \$550.00 (Junior Duo consists of two (2) swimmers who are both between the ages of 14 to 17 at the date of the event (11/11/2023). Swimmer's under the age of 18 cannot create a Duo Team, therefore an adult (18 or over) is required to create a Junior Duo team for the registration process. Once created, the two junior swimmers can then join the team)
- Duo - Member** (14 years or over at event date)

Team

- Team - Captain** \$1,125.00 (Team consists of 3 - 5 swimmers. Team Captain must be 18 years or over at event date)
- Junior Team - Captain (for non-participating adult to create Junior Team)** \$1,125.00 (Junior Teams consists of 3 - 5 swimmers who are all between the ages of 14 to 17 at the date of the event (11/11/2023). Swimmer's under the age of 18 cannot create a Junior Team, therefore an adult (18 or over) is required to create a Junior Team for the registration process. Once created, the junior swimmers can then join the team)
- Team - Member** (14 years or over at event date)



How to create a Duo or Team (continued)

Please complete all personal details on the form. When you get to the Teams/Duo section, click on “create a new team”. Fill in your team name (be creative!) and then you can also create a code to act as a password to enter your team (this is optional).

Teams

Add registrant to a team? *

+ Create new team

Team of 3 to 5 Swimmers

Team name *

Create code (optional) ⓘ

By joining a team, I understand and agree that: *

The team captain will be able to see various details of my registration, including my contact information.

How to create a Duo or Team (continued)



Accept and sign the waiver, and process payment as the Team/Duo Captain, and then you're all done! From your confirmation page you can:

Visit your participant dashboard or invite your team members by emailing the link!

A screenshot of a confirmation page for the 'GEO BAY Yahava KoffeeWorks COOL WATER CLASSIC'. The page features a 'Thank you!' message and a confirmation number '24725787'. A red circle highlights the 'Confirmation No. 24725787' and the 'Visit your participant dashboard' link. Another red circle highlights the 'Email this link' button. The page also includes an 'Invite team members' section with a shareable link and a yellow 'Email this link' button. On the right, it shows 'Total team members 1 / 5 (4 remaining)'. At the bottom, there are two illustrations of people running and a lounge chair, with the word 'SUCCESS!' in large blue letters.

Thank you!

You have successfully registered for Yahava KoffeeWorks Cool Water Classic.

Confirmation No. 24725787

Visit your participant dashboard →

Invite team members

Send this link to friends and family to invite them to join your team!

<https://www.goproster.com/registration/1c013eab-97b3-41b7-8d63-c6fb20894545/entry?te>

Email this link

Total team members
1 / 5
(4 remaining)

A note from the Yahava KoffeeWorks Cool Water Classic:

SUCCESS!

How to join a team



There are a few ways you can join a team:

1. Team Captain can share the referral link from your confirmation page (or if you cannot locate, please contact info@geobayswim.com.au and we can share the referral link with you)
2. Team members can go through the normal registration process, selecting either a “Duo - Team Member” or “Team - Team Member” registration. When they get to the “Teams” section, they need to select “Yes, add to another existing team” and then select the correct team from the list.

Note: The Team Captain needs to share the code/password to join the team (if applicable).

The screenshot shows a web form titled "Teams". It contains the following elements:

- A heading "Teams" in a grey bar.
- A question "Add registrant to a team? *".
- Two radio button options: "No, add to a new team" (unselected) and "Yes, add to another existing team" (selected). This entire section is circled in red.
- A grey bar with the text "Team of 3 to 5 Swimmers".
- A "Select team" dropdown menu with "Test6" selected. This dropdown is also circled in red.
- An "Enter code * ⓘ" input field.
- A checkbox at the bottom with the text "By joining a team, I understand and agree that: *".
- A sub-checkbox with the text "The team captain will be able to see various details of my registration, including my contact information."

Accessing your Participant Dashboard



Your Participant Dashboard is where you can manage your information, and also your Duo or Team information (if you are the Duo/Team Captain).

To access your Dashboard, you need to follow the link in your confirmation email (this would have been sent from this email address: therunner@raceroster.com).

Can't find your confirmation email? Please contact info@geobayswim.com.au and we can resend this to you.

To access your Dashboard, you will need to login into your Race Roster account.

Manage registration

View event details, updates, and manage your registration by visiting your participant dashboard

[Visit dashboard](#)


Your Participant Dashboard



On your Dashboard, you can view all of your details, as well as make certain amendments to your registration by selecting 'edit registration'. If you need to make changes that aren't allowed, please contact info@geobayswim.com.au for help.

If you are a Duo/Team Captain, you can also invite people to your Team through the "Invite friends" button, as well as view your Teams information under the "Teams" tab.

The screenshot shows the participant dashboard for the 'Yahava KoffeeWorks Cool Water Classic' event. The dashboard is divided into several sections. On the left, there is a logo for 'GEO BAY' and the event name. The main content area has a navigation bar with 'Registration details', 'Event info', 'Teams', and 'Promote'. The 'Teams' tab is selected and circled in red. Below the navigation bar, there is a 'Team - Captain' section with a confirmation number and an 'Edit registration' button circled in red. Underneath, there are sections for 'Personal details' (Name, Email, Phone number) and 'Team' (Test6). The 'Personal details' section has a '+ Show more' button circled in red. The 'Team' section has an 'Invite friends' button circled in red. At the bottom, there are links for 'View waiver acceptance' and 'Download waiver acceptance'. The 'Additional details' section has a '+ Show all' button circled in red.




Managing your Duo/Team (as a Captain)



Once logged into your dashboard, select the “Teams” tab.

As the Team Captain, when logging in for the first time you will need to review and accept the agreements before being able to view any details of your team. Please click on “Understanding & Agreements” and review and check the boxes to agree.

A screenshot of a web dashboard for a triathlon event. On the left, there's a card for the 'Yahava KoffeeWorks Cool Water Classic' on November 11, 2023, with an 'Event page' button. The main area has tabs for 'Registration details', 'Event info', 'Teams', and 'Promote'. The 'Teams' tab is selected and circled in red. Below the tabs, there's a lock icon and a message: 'Get team info by agreeing to these Terms of Service.' A blue button labeled 'Understanding & Agreements' is circled in red. To the right, a modal window titled 'Team captain agreement' is open. It contains a welcome message and three checkboxes, all of which are checked and circled in red. The checkboxes are: 'I will not distribute anything offensive or illegal, and I will not harass anyone.', 'I will not send any material that wasn't created by myself, provided for me to use, or that would violate anyone's rights.', and 'I agree that I will not violate any law or regulation (foreign or domestic) including, but not limited to, CAN-SPAM, COPPA and CASL.' At the bottom of the modal, there are two buttons: 'Cancel' and 'I agree, continue to team management', with the latter being green and circled in red.




Managing your Duo/Team (continued)



From the 'teams' tab you can:

- View the total number of team members registered
- See/copy the team entry URL
- Using the 'team actions' and as the Team Captain, you can use this function to edit your team name, and connect with your team, as well as view an export of the registered team members

Please note: You cannot edit your team members through the Dashboard. Any requests for change to Duo or Team members need to be made via email to info@geobayswim.com.au



The screenshot shows the 'Teams' management page for the 'Yahava KoffeeWorks Cool Water Classic' event on Saturday, November 11, 2023. The page includes a navigation bar with 'Registration details', 'Event info', 'Teams', and 'Promote'. A notification toggle for 'Receive email notification on new member registrations' is checked. The team name is 'Test6', and the 'Team actions' dropdown menu is circled in red. The team status shows 'TOTAL TEAM MEMBERS 1/5 (4 spots remaining)'. The 'Team entry URL' is <http://racerooster.com/events/2023/77525/yah>, and the 'Team code' is masked with dots. A table below shows one team member: 'Team - Captain'. The 'Team actions' dropdown menu is circled in red, and the team entry URL is also circled in red.

Changing your Paddler details



Through the Dashboard, the Duo/Team Captain's (and Solo swimmers) can change their Paddler details. To do this Captain's (or Solo's) need to:

1. Log into your Dashboard
2. Select "Edit registration" from the Dashboard home page
3. Select "Registration questions"
4. Under the question "Do you know your paddler details now", change option to yes and then enter paddler details below
5. Select "save & exit" and you're all done!

Edit registration details

← Yahava KoffeeWorks Cool Water Classic

Team - Captain

Personal information [Registration questions](#)

Do you have any medical history that Geo Bay Swim should know about? *
I.e. Allergies, asthma, past surgeries, etc.

Yes
 No

Emergency contact full name *

Emergency contact phone number *

Are you taking any medication that Geo Bay Swim should be made aware of? *

Yes
 No

Do you know your paddler details now? *
 Yes (please provide details below)
 No

Paddler first name: *

Checklist



- I've created my Race Roster account and verified my email address
- I've registered (and if a Duo or Team Captain then I've created my team)
- I've shared my Duo/Team access link with instructions on how to register into my team! Including sharing my team access code/password if one was setup when I created my team
- Team members have registered into my team! **Note: Deadline for all team member registrations is by 6 November 2023**
- I've updated my Paddler details in the Dashboard (if this wasn't completed when registering). **Note: Deadline for updating Paddler details is by 6 November 2023**

